

City of Big Spring

2016-17

Annal Budget

*for the Fiscal Year
October 1, 2016 – September 30, 2017*

City Council

Larry McLellan, Mayor

Jim DePauw, Mayor Pro Tem Raul Marquez, Council Member

Carmen Harbour, Council Member Justin Myers, Council Member

Steve Waggoner, Council Member Raul Benavides, Council Member

Todd Darden, City Manager

John Medina, Assistant City Manager

Donald Moore, CPA, Director of Finance

Table of Contents

City Organization

Mission Statement.....	i
Tax Rate Information.....	ii
Management's Highlights Report.....	iii
Organizational Chart	x
Combined Fund Balance	xi

GENERAL FUND

Summary of Receipts and Expenditures.....	1
Summary of Expenditures by Department.....	2
Revenues by Source.....	3
Expenditures by Department	
Non-Departmental.....	10
City Council	14
City Manager.....	18
Legal	21
Planning	26
Finance	29
Information Technology	33
Human Resources	37
Police	41
Narcotics	46
Animal Control.....	49
Fire	53
Fire Marshal	58
Municipal Court	62
Code Enforcement/Inspections.....	66
General Maintenance.....	70
Streets.....	74
Parks	80
Sports Complex	85
Aquatic Center	90
Golf Course	94
Lake	99
City Hall.....	102
Debt Service and Transfers	106

ENTERPRISE FUNDS

Utilities Fund

Summary of Receipts and Expenses.....	109
Summary of Expenses by Department	110
Revenues by Source.....	111
Expenses by Department	
Non-Departmental.....	113
Water Office Customer Service	115
Water Treatment	120
Distribution and Collection	125
Wastewater Treatment.....	130
Material Control.....	135
Debt Service and Transfers	140

<u>Airpark Fund</u>	
Summary of Receipts and Expenses	143
Revenues by Source	144
Expenses by Department	
Airpark	146
Debt Service	152
Intergovernmental	154
<u>Malone & Hogan Medical Clinic</u>	
Summary of Receipts and Expenditures	155
Expenses by Department	
Malone & Hogan	156
<u>Emergency Medical Services Fund</u>	
Summary of Receipts and Expenses	159
Revenues by Source	160
Expenses by Department	
Emergency Medical Services	162
Debt Service	167
<u>Landfill Fund</u>	
Summary of Receipts and Expenditures	169
Revenues by Source	170
Expenses by Department	
Landfill	172
Debt Service	178
<u>Sanitation Fund</u>	
Summary of Receipts and Expenses	180
Revenues by Source	181
Expenses by Department	
Sanitation	183
Debt Service	188

INTERNAL SERVICE FUNDS

<u>Service Center Fund</u>	
Summary of Receipts and Expenses	190
Revenues by Source	191
Summary of Expenses by Department	192
Expenses by Department	
Service Center	193
Debt Service	196
<u>Health Insurance Fund</u>	
Summary of Receipts and Expenditures	198
Revenues by Source	199
Expenditures by Department	
Non-Departmental	200
Dental Insurance	201

<u>Workers' Compensation Insurance Fund</u>	
Summary of Receipts and Expenditures.....	202
Revenues by Source.....	203
Expenditures by Department	
Non-Departmental.....	204

SPECIAL REVENUE FUNDS

<u>Motel Tax Fund</u>	
Summary of Receipts and Expenditures.....	206
Summary of Expenditures by Department.....	207
Revenues by Source.....	208
Expenditures by Department	
Non-Departmental.....	210
Dora Roberts Community Center.....	212
Potton House	216
Municipal Auditorium.....	218
Special Projects	221
Convention & Visitors Bureau	224
Debt Service.....	229

<u>College Education Fund</u>	
Summary of Receipts and Expenditures.....	231
Revenues by Source.....	232
Expenditures by Department	
Non-Departmental.....	233

<u>Municipal Court Security Fund</u>	
Summary of Receipts and Expenditures.....	234
Revenues by Source.....	235
Expenditures by Department	
Municipal Court Security	236

<u>Senior Center Fund</u>	
Summary of Receipts and Expenditures.....	238
Revenues by Source.....	239
Expenditures by Department	
Senior Center	241

<u>PEG Fund</u>	
Summary of Receipts and Expenditures.....	246
Revenues by Source.....	247
Expenditures by Department	
PEG Information Technology.....	248

<u>Police State Seizure Fund</u>	
Summary of Receipts and Expenditures.....	249
Revenues by Source.....	252
Expenditures by Department	
Narcotics Task Force	253

<u>Cemetery Fund</u>	
Summary of Receipts and Expenditures.....	258
Revenues by Source.....	259
Expenditures by Department	
Cemetery.....	261
Debt Service.....	266
 <u>Cemetery Permanent Care Fund</u>	
Summary of Receipts and Expenditures.....	268
Revenues by Source.....	269
Expenditures by Department	
Non-Department.....	270

CAPITAL PROJECTS FUNDS

<u>Capital Replacement Fund</u>	
Summary of Receipts and Expenditures.....	271
Revenues by Source.....	272
Capital Expenditures	273
 <u>Water & Wastewater Treatment Plant Upgrades</u>	
Summary of Receipts and Expenses.....	274
Revenues by Source.....	275
Expenses by Department	
Water Treatment	276
Wastewater Treatment	277
 <u>North of I-20 Sewer Extension</u>	
Summary of Receipts and Expenses.....	278
Revenues by Source.....	279
Expenses by Department	
Debt Service and Transfers	280

DEBT SERVICE FUNDS

<u>General Debt Service Fund - 2007 G.O. Series</u>	
General Obligation	
Summary of Receipts and Expenditures.....	281
Schedule of Requirements.....	282
Schedule of Requirements-Tax Supported.....	283
 <u>General Debt Service Fund - 2007 C.O. Series</u>	
Certificates of Obligation	
Summary of Receipts and Expenditures.....	284
Schedule of Requirements-Tax Supported.....	285
Schedule of Requirements.....	286
Utility Revenue Obligation	
Summary of Receipts and Expenditures.....	287
Schedule of Requirements-Utility Revenue Supported Debt.....	288

General Debt Service Fund - 2010 G.O. Series

General Obligation	
Summary of Receipts and Expenditures.....	289
Schedule of Requirements.....	290
Schedule of Requirements-Tax Supported.....	291

General Debt Service Fund – 2012 CO Series

General Obligation	
Summary of Receipts and Expenditures.....	292
Schedule of Requirements.....	293
Schedule of Requirements-Utility Revenue Supported Debt.....	294

General Debt Service Fund – 2016 G.O. Series

General Obligation	
Summary of Receipts and Expenditures.....	295
Schedule of Requirements.....	296
Schedule of Requirements-Tax Supported.....	297

APPENDIX

City Statistics 2016.....	298
Population History.....	300
Employee Benefits.....	301
Employee Turnover Graph.....	304
Tax Rate Comparison.....	305
Water Main Breaks Data.....	306
Capital Outlays.....	307

MISSION STATEMENT

To effectively serve the citizens of Big Spring and to safeguard the public trust through efficient management and through the equitable allocation of community resources

VISION STATEMENT

To provide quality service levels that address the growing needs of the community over time. To achieve this, it is necessary to acquire needed tools through planning as well as to preserve current resources through careful budget and program monitoring.

City of Big Spring, Texas

The Annual Budget for October 1, 2016 to September 30, 2017

This budget will raise more total property taxes than last year's budget by \$641,506 (General Fund \$666,351, and Debt Service Fund \$-24,845), or 25.64%, and of that amount an estimated \$164,474 is tax revenue to be raised from new property added to the tax roll this year. A copy of the FY 2016-2017 Proposed City Operating Budget is available for review in the office of the City Secretary, or on the City's website (www.mybigspring.com).

Tax Rate	Proposed FY 2016-17	Adopted FY 2015-16
Proposed Property Tax Rate	.790000	.771725
Effective Rate	.729228	.700789
M & O Tax Rate	.669782	.593011
Rollback Tax Rate	.797796	.771725
Debt Service Rate	.120218	.177489

The total amount of municipal debt obligations secured by property taxes for the City of Big Spring is \$23,135,000.

This Page Left Intentionally Blank



September 15, 2016

Honorable Mayor and City Council
City of Big Spring
Big Spring, TX 79720

Ladies and Gentlemen:

Pursuant to Chapter 102 of the Local Government Code and the Charter of the City of Big Spring, I present to you the annual budget for the fiscal year beginning October 1, 2016 and ending September 30, 2017. This budget is based on recommendations given at the City Council meeting held on June 14, 2016 and a thorough examination of historical financial data, current economic and financial conditions, costs and revenue projections, and comment from City Directors. Our primary objective during this budgetary process centered on improving city services to the citizens of Big Spring in a cost effective manner.

The challenges of this budget year continue to be balancing the shortcomings in revenue collection and rising costs of utilities, communications, and health care. Unfavorable conditions in the oil industry have also persisted and, as a result, infrastructure and investments in capital require additional financial support. These conditions challenge our ability to realize the revenue necessary to operate at an optimal level.

Therefore, I have worked closely with city staff to prepare a budget that is based solely on critical items and services. This administration has carefully considered feedback from citizens, vendors, and staff in compiling a budget that takes the following into account:

- ✓ Accountability and transparency;
- ✓ Decreased sales tax revenue;
- ✓ Rising cost of health insurance;
- ✓ Balancing the budget with limited resources; and
- ✓ Aging infrastructure and vehicle fleet.

Budget Overview

Ad Valorem Tax Rate

This budget was prepared using an estimated tax base of \$843,528,752 and a proposed tax rate of \$0.79 per \$100 valuation, which is an increase of 2.53% from last year's rate.

Employee Compensation Plan

A fair employee compensation plan has always been a top priority. Our employees deserve a sound compensation plan in return for the hard work, dedication, and loyalty they give to the City and the citizens of Big Spring. This administration recognizes that periodic pay increases are important because they reduce turnover and increase morale and performance. This year, however, administration felt it was necessary to postpone any salary increase and review our financial position after the first quarter.

Health Insurance

The City health insurance plan is self-funded and the City utilizes Texas Municipal League as the plan administrator. City-funded employee premiums will increase for family coverage and spousal coverage by \$23.87 and \$17.63, respectively, bi-weekly.. Employee contributions to health insurance plans for employee and children will also increase by \$8.76 bi-weekly. These rate increases became effective October 1, 2016 and will remain in effect through September 30, 2016 or until other modifications are applied. Contribution rates for the fiscal year 2016-17 are intended to reduce the city's loss ratio by at least 3%. Subsequent adjustments will have to be made to continue reduction of loss.

Health Benefits Funding

	Actuarial Analysis	Current Plan
Active, COC, Retiree	✓ \$3,148,651	✓ \$2,184,055
Active, COC	✓ \$2,628,440	✓ \$2,002,638
Retiree	✓ \$520,230	✓ \$181,418

A 5% increase in City contributions will require additional \$120,000 funding.

The current loss ratio is 97%

Community Investment

The City allocates funds that support community programs. These programs enhance the visitor’s experience, promote cultural and educational events, and assist entities providing protection to citizens. The City contributed to the following organizations:

- Meals on Wheels - \$1,500;
- Emergency Services Chaplain Corps - \$5,000;
- Potton House - \$8,000;
- Victim Services - \$17,000;
- State Park - \$20,000; and
- Heritage Museum - \$24,000

Capital Outlay

Aging City infrastructure and fleet create a constant need for capital replacement. This budget includes funding for critical infrastructure needs in the Utility and Airpark Funds. . Lease purchase financing of \$1,298,102 will be used to acquire new equipment for various divisions, as detailed below. Capital expenditures that will not be financed through lease purchase total \$2,511,045. Total capital expenditures in the amount of \$3,809,147 are listed by fund.

General Fund	Utility Fund	Motel Tax Fund	Other Funds
<ul style="list-style-type: none"> • Lease Purchase \$238,476 	<ul style="list-style-type: none"> • Operations \$1,900,000 • Lease Purchase \$106,000 	<ul style="list-style-type: none"> • Operations \$6,000 	<ul style="list-style-type: none"> • Operations \$605,045 • Lease Purchase \$953,626

General Fund

Property tax revenues are estimated to increase to \$5,341,433 which is expected to absorb the impact of decreasing revenues in the General Fund.

This budget reflects the adopted effective tax rate of \$0.79 per \$100 valuation. This tax rate is an increase of approximately \$0.02 from the previously adopted 2015-16 tax rate. The tax rate breakdown is as follows:

Tax Rate	FY 2016-17
Property Tax Rate	.790000
Effective Rate	.729228
M & O Tax Rate	.669782
Rollback Tax Rate	.797796
Debt Service Rate	.120218

Sales Tax Revenue Trend

The downward trend in sales tax collections is similar to previous years and may be attributed to a slowdown in the oil industry in the area. The portion of sales tax that we have estimated, \$6,400,000, is slightly lower for 2016-17, compared to our previous estimate of \$6,500,000 for the 2015-16 fiscal year.

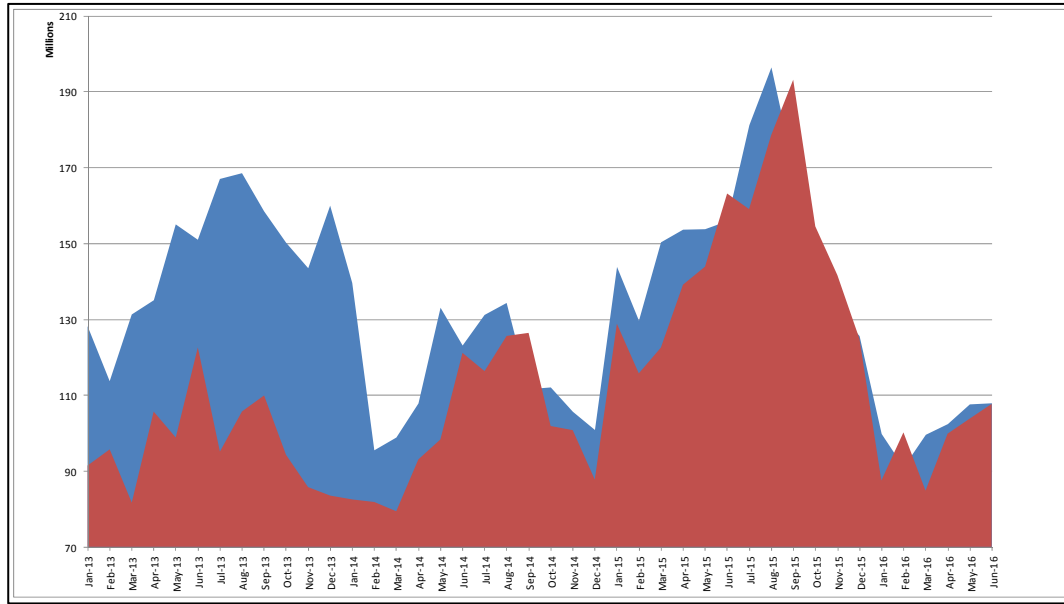
Major Capital Outlays 2016-2017

General Fund <ul style="list-style-type: none">✓ Police vehicles - \$108,795✓ Pot hole flatbed 1-ton pickup - \$42,681✓ Zero-turn ¾ ton pickup - \$20,000✓ ¾ ton pickup - \$35,000✓ Utility car - \$12,000
Sanitation <ul style="list-style-type: none">✓ One-arm trash truck - \$250,000✓ Can delivery truck - \$165,000
Utility fund <ul style="list-style-type: none">✓ Filter upgrades - \$1,000,000✓ Distribution lines - \$600,000✓ Lancaster booster - \$200,000
Landfill <ul style="list-style-type: none">✓ Water Truck - \$108,000

Utility Fund

The City is estimated to purchase over 1.8 billion gallons of water from CRMWD in fiscal year 2016-2017. The utilities division has significantly reduced water loss through monitoring and implementation of new procedures. The following graph represents the water loss ratio from January of 2013 through June of 2016. The water loss ratio peaked in 2013 and major losses continued through 2014. In fiscal year 2015-2016 this loss ratio was reduced to negligible amounts, thereby improving our earning power.

Water Loss Ratio 2013 - 2016



Additional measures, including meter replacement and conditioning, have also been put in place to improve the City’s earning potential and reduce water loss. In an effort to address employee turnover, organizational changes in staffing and scheduling have been implemented. These changes will reduce costs and increase efficiency of operations at the Water Office and other divisions of the Public Works Department.

Implementation of new sanitation routes and rates have clearly affected the city’s capacity to collect additional revenue and reduce costs. This change, coupled with our ability to provide water at a lower cost than surrounding cities, has enabled us to limit water rate increases to high consumption accounts. Therefore, an estimated increase in revenue of \$200,000 is expected.

The following is a list of utility projects that the City of Big Spring considered during the preparation of this budget:

Water Treatment	Lancaster Booster Station	\$200,000
	Electrical Generator	\$100,000
	Filter Upgrades	\$1,000,000
Distribution & Collection	Replace Water/Sewer Infrastructure	\$600,000
	Tamper Prevention	\$16,000
Water Office	Kiosks	\$25,000

Airpark Fund

The TxDOT – Aviation Division has awarded several grants to the City for improvements to the Airpark. These grant funds will be used for hangar upgrades and purchasing new equipment.

The estimated total receipts projected in rentals have slightly decreased to \$924,000 from \$1,024,000 (at end of year). Major companies have scheduled their exit, and the Airpark depends greatly on these rent revenues. Projected grant funds and mineral revenues have also decreased. Airpark projected revenue is approximately \$900,000 lower than the estimated 2015-2016 fiscal year. This trend will be monitored carefully.

At the beginning of 2015-16 fiscal year, the City of Big Spring amended the Performance Agreement with EDC for the funding of Phase III of the improvements and additions to rail infrastructure of the McMahon Wrinkle Airport/Industrial Park. This \$3.38 million funding will enhance the rental facilities to attract new businesses.

EMS Fund

EMS operations are funded from three primary sources: ambulance transport fees, City subsidy, and Howard County's contribution. While the City's ambulance transport revenue is not expected to increase in 2016-17, a new collection and patient services system have resulted in an increase in revenue. However, the revenues may have topped out considering our demographics and economic conditions.

The City's estimated funding to EMS operations is the same for the coming fiscal year - \$950,000. The estimated expenses are not significantly higher due to a successful program to reduce overtime and other costs.

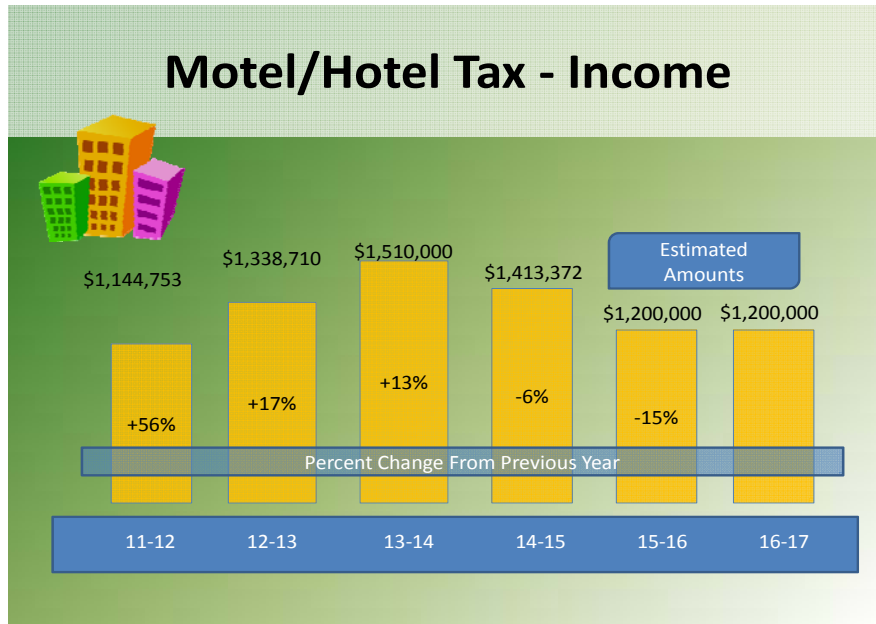
The EMS fund continues to have a deficit even with yearly general fund transfers. However, the estimated deficit is lower than 2015-2016.

Special Revenue Funds

Last fiscal year, the Hotel/Motel tax indicated an upward trend. Our projections had to be adjusted for new results in 2015-2016. For this reason, we have not only lowered the current estimate, but 2017 estimates as well. The result is a budget projection of \$1,200,000 for both the 2015-16 and 2016-17 fiscal years.

The City's Spring Restoration Project is a major project for the City. An estimated \$915,000 was designated for the Project as it will attract tourism and enhance the landscape of the region. The total cost of the Spring Restoration Project is estimated at \$1.8 million and it is expected to be completed in 2017.

An estimated \$36,050 was budgeted from the Hotel/Motel Tax Fund to complete the upgrades to the Municipal Auditorium. These additional funds included labor, material, and equipment costs associated with completing the recommended upgrades to the lighting and sound systems.



Service Center Fund

Vector Services was retained to provide maintenance for all City equipment and vehicles in 2013. This is a fixed cost contract that is based on target costs (normal maintenance) and non-target costs (other non-maintenance repairs). This partnership has proven successful, as it has resulted in up-to-date equipment maintenance and repairs schedules, improved safety, service availability and reliability; and extension of equipment life. The program cost is projected at \$1.1 million for FY16-17.

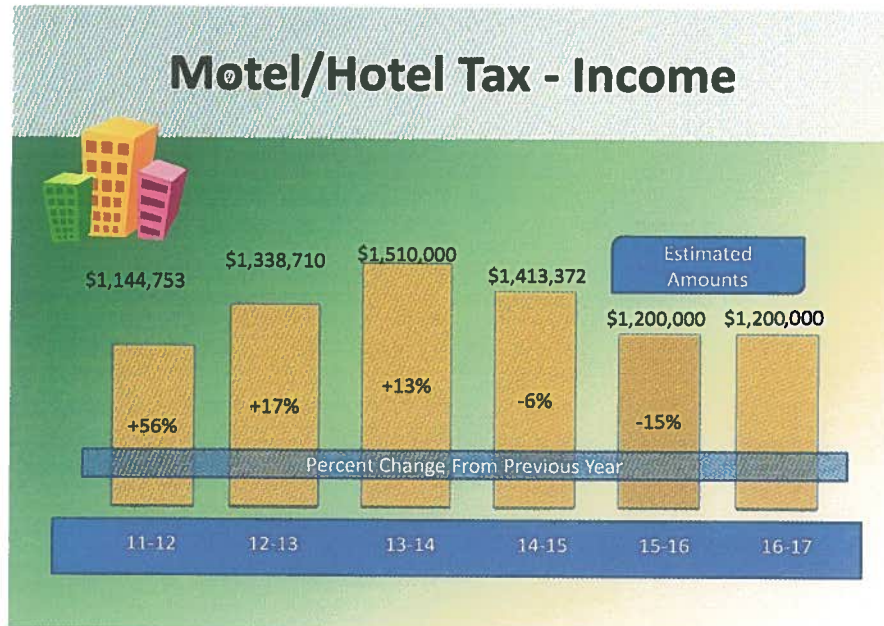
Conclusion

While low sales tax receipts, rising costs, and a general continuing downward trend in operating revenues have presented as significant challenges, I feel that this budget accurately represents the objectives expressed by the City Council. I will continue to monitor the budget and keep you advised on the status of our financial position.

On behalf of myself and the City staff, I offer sincere appreciation to each of you, the City Council, for your meticulous efforts to provide our citizens with the highest quality of services available.

Respectfully submitted,

Todd Darden
City Manager



Service Center Fund

Vector Services was retained to provide maintenance for all City equipment and vehicles in 2013. This is a fixed cost contract that is based on target costs (normal maintenance) and non-target costs (other non-maintenance repairs). This partnership has proven successful, as it has resulted in up-to-date equipment maintenance and repairs schedules, improved safety, service availability and reliability; and extension of equipment life. The program cost is projected at \$1.1 million for FY16-17.

Conclusion

While low sales tax receipts, rising costs, and a general continuing downward trend in operating revenues have presented as significant challenges, I feel that this budget accurately represents the objectives expressed by the City Council. I will continue to monitor the budget and keep you advised on the status of our financial position.

On behalf of myself and the City staff, I offer sincere appreciation to each of you, the City Council, for your meticulous efforts to provide our citizens with the highest quality of services available.

Respectfully submitted,

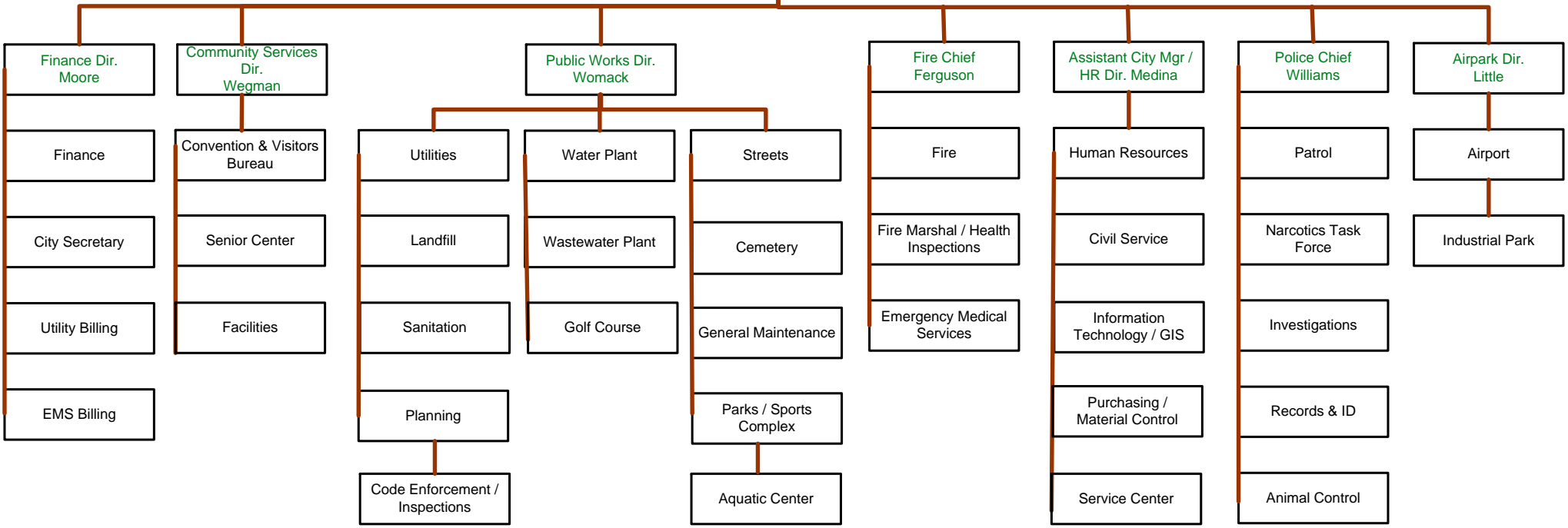
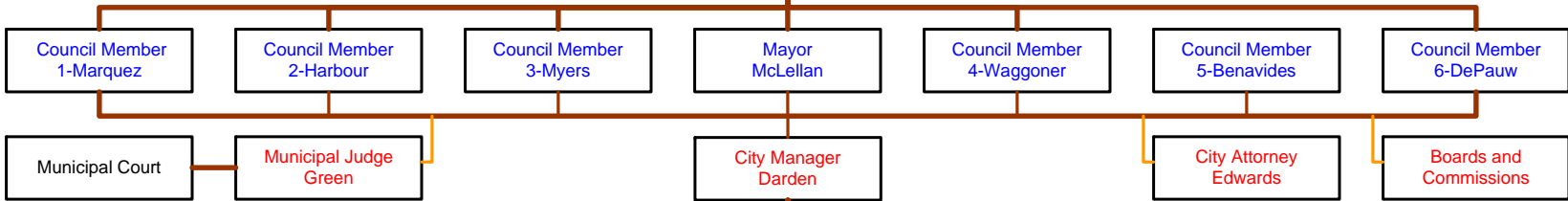
Todd Darden
City Manager

This Page Left Intentionally Blank



Big Spring, Texas

Citizens of Big Spring



This Page Left Intentionally Blank

GENERAL FUND - FUND 002
SUMMARY OF RECEIPTS AND EXPENDITURES
2016-17

	ACTUAL 2014-15	ESTIMATED 2015-16	PROPOSED 2016-17
Beginning Fund Balance	\$6,067,975	\$6,137,425	\$6,522,174
<u>Receipts</u>			
General Property Taxes	4,247,083	4,907,845	5,341,433
General Sales Tax	7,652,209	6,500,000	6,400,000
Industrial Agreements & Taxes	101,247	101,000	100,000
Franchise Taxes	1,387,263	1,353,597	1,353,000
Permits and Licenses	358,409	348,675	341,050
Fines and Fees	345,179	381,520	381,920
Revenue From Property	443,480	691,166	688,387
Revenue From Other Agencies	23,970	26,940	19,500
Recreation	883,047	831,100	831,600
Miscellaneous	152,886	215,253	88,978
Administrative Fees	1,610,076	1,968,723	1,947,010
Correction Center Revenue	916,953	900,000	900,000
Other Financing Sources	719,707	814,115	242,476
Total Receipts	18,841,509	19,039,934	18,635,354
<u>Transfers-In</u>			
Transfers from Other Funds	0	565,393	0
Total Current Receipts	18,841,509	19,605,327	18,635,354
Total Funds Available	24,909,484	25,742,752	25,157,528
<u>Expenditures</u>			
Personnel Services	11,570,009	11,754,231	11,920,891
Supplies and Materials	809,284	864,892	774,905
Maintenance of Land	604	800	2,250
Maintenance of Structures	318,587	421,016	773,850
Maintenance of Equipment	850,386	752,465	757,962
Contractual Services	1,605,041	1,510,869	1,451,934
Sundry Charges	555,280	564,018	579,142
Debt Service	735,159	801,772	851,223
Capital Outlay	1,112,709	1,258,015	238,476
Total Expenditures	17,557,059	17,928,078	17,350,633
<u>Transfers-Out</u>			
Transfers to Other Funds	1,215,000	1,292,500	1,212,000
Total Budgeted Expenditures	18,772,059	19,220,578	18,562,633
Increase (Decrease) in Fund Balance	69,450	384,749	72,721
Ending Fund Balance	6,137,425	6,522,174	6,594,895

GENERAL FUND - FUND 002
EXPENDITURES BY DEPARTMENT
2016-17

	ACTUAL 2014-15	ESTIMATED 2015-16	PROPOSED 2016-17
000 Non-Departmental	\$591,291	\$645,960	\$665,082
110 City Council	285,375	155,141	125,714
120 Finance	561,895	598,560	618,238
130 City Manager	304,108	306,465	300,154
140 Information Technology	366,636	276,435	208,567
150 Legal	371,464	329,816	333,762
160 Human Resources	454,909	461,982	411,951
170 Special Projects - Demolition		74,735	0
190 Planning	191,237	169,844	195,117
200 Police	4,525,627	4,237,660	4,553,989
201 Narcotics Task Force		482,750	495,669
210 Fire	4,558,763	3,942,078	3,547,577
220 Municipal Court	289,623	293,859	298,164
230 Fire Marshal	246,896	275,164	138,068
240 Animal Control	263,929	344,238	329,879
300 Code Enforcement/Inspections	333,762	349,050	335,840
310 General Maintenance	137,365	130,316	129,323
320 Streets	1,515,839	2,277,599	2,007,733
370 Parks	409,701	423,152	463,340
375 Sports Complex	270,244	254,797	264,056
380 Aquatic Center	281,602	233,530	238,118
390 Golf Course	745,746	731,012	713,867
410 Lake	29,249	28,429	28,874
420 City Hall	86,701	103,734	96,328
000 Debt Service	735,095	801,772	851,223
000 Transfers Out	1,215,000	1,292,500	1,212,000
TOTAL	\$18,772,057	\$19,220,578	\$18,562,633

002-GENERAL FUND

ACCOUNT #	ACCOUNT NAME	PRIOR-YR ACTUAL	---CURRENT YEAR--- BUDGET	---CURRENT YEAR--- ACTUAL	REVISED BUDGET	PROPOSED BUDGET	VARIANCE
<u>40-FEES</u>							
4010	CURRENT TAX COLLECTIONS	4,083,498	4,369,606	4,671,009	4,734,345	5,166,933	(432,588)
4011	PENALTY & INTEREST CURR TAXES	24,468	25,000	27,946	28,500	28,500	0
4012	DELINQUENT TAXES	68,343	80,000	78,244	76,000	77,000	(1,000)
4013	PENALTY & INTEREST DEL. TAXES	22,193	25,000	27,902	27,000	27,000	0
4014	SUPPLEMENTAL COLLECTIONS	5,369	0	3,906	5,500	5,500	0
4015	PENALTY & INTEREST SUPP. COLL.	9,138	1,600	7,339	1,500	1,500	0
4016	LEGAL FEES - TAXES	34,074	29,000	29,889	35,000	35,000	0
4020	CITY SALES TAXES	7,652,209	6,600,000	4,347,193	6,500,000	6,400,000	100,000
4042	OCCUPATION TAXES	2,693	1,200	700	2,000	2,000	0
4043	MIXED DRINK TAX	29,524	30,000	28,390	35,000	32,000	3,000
4046	BINGO TAX	11,211	14,000	12,328	17,000	13,000	4,000
4048	INDUSTRIAL AGREEMENT FEES	101,247	101,000	96,003	101,000	100,000	1,000
4050	GAS FRANCHISE	178,049	165,000	90,132	165,000	160,000	5,000
4051	ELECTRIC FRANCHISE	809,577	815,000	628,597	803,597	805,000	(1,403)
4052	TELEPHONE FRANCHISE	126,390	100,000	65,134	125,000	128,000	(3,000)
4054	CABLE TV FRANCHISE	<u>273,247</u>	<u>250,000</u>	<u>129,594</u>	<u>260,000</u>	<u>260,000</u>	0
TOTAL	40-FEES	13,431,229	12,606,406	10,244,307	12,916,442	13,241,433	(324,991)

002-GENERAL FUND

ACCOUNT #	ACCOUNT NAME	PRIOR-YR ACTUAL	---CURRENT YEAR--- BUDGET	ACTUAL	REVISED BUDGET	PROPOSED BUDGET	VARIANCE
<u>41-LICENSES & PERMITS</u>							
4100	BUILDING PERMITS	158,041	75,000	54,689	76,700	76,700	0
4101	MOVING PERMITS	0	100	0	0	0	0
4102	SIGN PERMITS	1,695	1,500	1,730	1,500	1,500	0
4103	ELECTRICAL PERMITS	26,865	17,000	14,992	21,000	21,000	0
4104	GAS PERMITS	3,822	2,600	2,130	2,500	2,500	0
4105	PLUMBING PERMITS	8,414	8,000	10,517	10,000	8,500	1,500
4106	PAVING CUT PERMITS	41,732	180,000	0	100,000	100,000	0
4107	CURB & SIDEWALK PERMITS	175	200	230	275	250	25
4109	POOL HALL PERMITS	250	200	0	200	200	0
4110	RESTAURANT PERMITS	19,675	35,000	27,975	32,000	30,000	2,000
4112	OIL & GAS DRILLING PERMITS	0	0	3,000	3,000	0	3,000
4133	DOG LICENSE	31,795	26,000	28,564	30,000	30,000	0
4134	ANIMAL PERMITS	240	450	255	400	400	0
4136	DEMOLITION PERMITS	500	400	275	400	400	0
4137	AMUSEMENT PERMITS	500	650	500	500	500	0
4141	ALCOHOL PERMIT - PARK	150	300	1,050	1,200	1,100	100
4143	MECHANICAL PERMITS	15,605	9,000	8,651	12,000	9,000	3,000
4144	OTHER PERMITS	<u>5,523</u>	<u>6,000</u>	<u>1,917</u>	<u>3,000</u>	<u>12,000</u>	(9,000)
TOTAL 41-LICENSES & PERMITS		314,981	362,400	156,476	294,675	294,050	625

4106 PAVING CUT PERMITS

PERMANENT NOTES:
 Charges to other companies and the Utility Fund
 for paving cuts.

002-GENERAL FUND

ACCOUNT #	ACCOUNT NAME	PRIOR-YR ACTUAL	---CURRENT YEAR--- BUDGET	---CURRENT YEAR--- ACTUAL	REVISED BUDGET	PROPOSED BUDGET	VARIANCE
<u>42-GRANTS & OTHER AGENCIES</u>							
4205-03	HOWARD COUNTY-EMERGENCY MNGT	1,500	1,500	1,500	1,500	1,500	0
4205-04	HOWARD COUNTY-STATE PARK	10,000	10,000	10,000	10,000	10,000	0
4205-07	FIBER INFRASTRUCTURE	0	0	7,024	7,024	0	7,024
4218	FEDERAL POLICE GRANTS	1,493	0	0	0	0	0
4241	STATE GRANTS	3,626	0	0	0	0	0
4246	TCOLE (LEOSE) TRAINING GRANT	0	0	3,606	3,606	3,000	606
4260	PERMIAN BASIN, ETC FIRE GRANTS	2,000	2,000	0	0	0	0
TOTAL 42-GRANTS & OTHER AGENCIES		18,619	13,500	22,130	22,130	14,500	7,630
<u>43-GENERAL SALES/OTHER SERVICE</u>							
4302	ZONE CHANGE FEES	0	250	0	0	0	0
TOTAL 43-GENERAL SALES/OTHER SERVICE		0	250	0	0	0	0
<u>44-FINES & FEES</u>							
4401	FINES	221,158	200,000	225,626	250,000	250,000	0
4402	WARRANT FEES	23,226	25,000	21,103	25,000	25,000	0
4403	SERVICE FEES	6,944	8,000	4,070	5,500	6,000	(500)
4404	ANIMAL SHELTER FEES	17,325	16,000	17,829	19,000	19,000	0
4405	COURT COSTS	12,736	13,000	11,926	15,000	15,000	0
4406	DEFENSIVE DRIVING REQUESTS	2,380	2,000	1,977	2,400	2,300	100
4407	DEFENSIVE DRIVING/DISMISSALS	3,918	5,500	6,184	8,000	8,000	0
4410	MISCELLANEOUS COURT FEES	26,699	28,000	16,793	24,000	24,000	0
4412	ARREST FEES MUNICIPAL COURT	11,596	12,000	11,144	12,000	12,000	0

002-GENERAL FUND

ACCOUNT #	ACCOUNT NAME	PRIOR-YR ACTUAL	---CURRENT YEAR--- BUDGET	---CURRENT YEAR--- ACTUAL	REVISED BUDGET	PROPOSED BUDGET	VARIANCE
4413	ARREST FEES COUNTY	296	500	76	120	120	0
4416	MUNICIPAL CT-PAYMENT PLAN FEES	4,238	4,500	4,781	4,500	4,500	0
4417	MUNICIPAL CT-TECHNOLOGY FEES	9,145	10,000	8,884	10,000	10,000	0
4418	IMPOUND FEES	1,030	2,500	630	1,000	1,000	0
4419	TFC	<u>4,488</u>	<u>3,500</u>	<u>4,405</u>	<u>5,000</u>	<u>5,000</u>	0
TOTAL 44-FINES & FEES		345,179	330,500	335,427	381,520	381,920	(400)
<u>45-RECREATION</u>							
4500	GOLF COURSE GREEN FEES	278,536	290,000	223,395	270,000	270,000	0
4501	GOLF COURSE TRAIL FEES	37,457	45,000	39,761	49,000	49,000	0
4502	POOL ADMITTANCE FEES	154,998	190,000	48,795	160,000	160,000	0
4502-01	AQUATIC CENTER RENTALS	15,101	10,000	8,675	15,000	15,000	0
4502-02	POOL CONCESSION SALES	78,348	90,000	25,247	80,000	80,000	0
4502-03	POOL PUNCH PASS REVENUE	5,050	3,500	2,300	5,000	5,000	0
4502-04	LOCKER RENTAL/DEPOSITS	3,168	3,500	921	3,100	3,100	0
4503	MOSS LAKE	29,682	35,000	11,963	20,000	20,000	0
4504	GOLF CART SHED RENTALS	36,428	38,000	34,965	37,000	37,000	0
4507	GOLF CSE MERCHANDISE SALES	42,263	39,000	18,476	30,000	30,000	0
4507-01	GOLF COURSE-CONCESSIONS	30,866	34,000	16,165	27,000	27,500	(500)
4509	BALLFIELD RENTAL	44,585	34,000	15,380	34,000	34,000	0
4510	GOLF CART RENTAL FEES	109,696	100,000	60,146	85,000	85,000	0
4512	DRIVING RANGE FEES	<u>16,871</u>	<u>18,000</u>	<u>11,701</u>	<u>16,000</u>	<u>16,000</u>	0
TOTAL 45-RECREATION		883,047	930,000	517,890	831,100	831,600	(500)

002-GENERAL FUND

ACCOUNT #	ACCOUNT NAME	PRIOR-YR ACTUAL	---CURRENT YEAR--- BUDGET	ACTUAL	REVISED BUDGET	PROPOSED BUDGET	VARIANCE
<u>46-INTEREST INCOME</u>							
4602	INTEREST INCOME	8,873	7,000	13,940	13,500	13,500	0
TOTAL 46-INTEREST INCOME		8,873	7,000	13,940	13,500	13,500	0
<u>47-PROPERTY</u>							
4701	PARKS RENTALS-PAVILION	33,646	40,000	16,269	30,000	30,000	0
4702	AMPH/AUD RENTAL	600	350	0	600	600	0
4703	KBYG RENTAL	4,467	4,467	5,654	8,153	9,996	(1,843)
4704	TOWER LEASE REVENUE	41,806	30,000	29,658	41,806	41,806	0
4707	MINERAL LEASE - ROYALTIES	24,580	17,500	6,108	11,000	11,000	0
4707-01	MINERAL LEASE - BONUS	0	0	57,109	250,000	350,000	(100,000)
4708-01	SALE OF LAND	13,773	0	3,015	3,015	2,000	1,015
4709	LEASE OF LAND	4,086	3,600	2,935	4,100	4,100	0
4734	LEASE REVENUE-CORRECTIONAL CEN	320,522	336,000	257,842	342,492	238,885	103,607
TOTAL 47-PROPERTY		443,480	431,917	378,590	691,166	688,387	2,779

4707-MINERAL LEASE - BONUS
 CURRENT YEAR NOTES:
 Approximately 126 Acres to Lease

4707-MINERAL LEASE - BONUS
 NEXT YEAR NOTES:
 Approximately 171.8 Acres to Lease

4709 LEASE OF LAND
 PERMANENT NOTES:
 Billboard Lease

4734 LEASE REVENUE-CORRECTIONAL CEN
 PERMANENT NOTES:
 Lease revenue from Cornell Corrections for facility rent.
 Airpark Unit \$9,119.92 month = \$103,607.52 year
 Flightline \$8,633.96 month = \$103,607.52 year
 Cedar Hills (Land) \$2,153.17 month = \$25,838 year

002-GENERAL FUND

ACCOUNT #	ACCOUNT NAME	PRIOR-YR ACTUAL	---CURRENT YEAR---	REVISIED BUDGET	PROPOSED BUDGET	VARIANCE
			BUDGET	ACTUAL		
<u>48-TRANSFER FROM OTHER FUNDS</u>						
4819	TRANSFER FROM OTHER FUND	0	0	22,023	22,023	0 22,023
4820	TRANSFER FROM CAPITAL REVOLV	0	536,272	543,370	543,370	0 543,370
TOTAL 48-TRANSFER FROM OTHER FUNDS		0	536,272	565,393	565,393	0 565,393
<u>49-MISCELLANEOUS</u>						
4900	CASH OVER/(SHORT)	(401)	0	(16)	0	0
4901	SAFETY LIGHTING	9,428	9,428	7,071	9,428	9,428 0
4903	INSURANCE RECOVERY	8,380	2,000	9,438	124,275	2,000 122,275
4905	OTHER INCOME	98,772	27,600	34,037	60,000	60,000 0
4906	RETURNED CHECK FEES	50	100	50	50	50 0
4908	ONLINE PAYMENT FEES	960	300	984	1,000	1,000 0
4921	OTHER FINANCING SOURCES	719,707	812,458	817,126	814,115	242,476 571,639
4925	CONTRIBUTIONS	26,824	16,000	1,115	3,000	3,000 0
4925-15	CONTRIBUTIONS - DEMOLITION	0	0	4,000	4,000	0 4,000
4932	POLICE GRANTS	5,351	0	4,810	4,810	5,000 (190)
4951	ADMN FEES FROM WATER & SEWER	564,028	646,237	484,678	646,237	646,674 (437)
4952	ADMN FEES FROM AIRPARK FUND	129,638	140,665	105,499	140,665	164,310 (23,645)
4952-01	ADMN FEE FROM MALONE	0	82,342	34,309	34,309	0 34,309
4953	ADMN FEES FROM HEALTH INS	35,994	46,450	34,837	46,450	65,682 (19,232)
4954	ADMN FEES FROM WORKERS COMP	4,790	4,057	3,043	4,057	4,278 (221)
4955	ADMN FEES FROM MOTEL TAX FUND	455,263	415,033	311,275	415,033	314,881 100,152
4956	ADMIN FEE FROM LANDFILL	129,412	258,162	193,622	258,162	282,769 (24,607)
4957	REVENUES FM CORRECTIONAL CENT	916,953	900,000	579,928	900,000	900,000 0

002-GENERAL FUND

ACCOUNT #	ACCOUNT NAME	PRIOR-YR ACTUAL	---CURRENT YEAR--- BUDGET	ACTUAL	REVISED BUDGET	PROPOSED BUDGET	VARIANCE
4958	ADMN FEES FROM SANITATION	167,412	289,670	217,253	289,670	328,502	(38,832)
4959	ADMN FEES FROM EMS FUND	<u>123,540</u>	<u>134,140</u>	<u>100,605</u>	<u>134,140</u>	<u>139,914</u>	(5,774)
	TOTAL 49-MISCELLANEOUS	3,396,101	3,784,642	2,943,662	3,889,401	3,169,964	719,437
4901	SAFETY LIGHTING	PERMANENT NOTES: Amount paid by State Highway Department for lighting on Owens Street overpass and other state highway facilities at major intersections and along Interstate 20.					
4903	INSURANCE RECOVERY	CURRENT YEAR NOTES: FY15-16 \$45,728.18 Auto hail damage insurance payment.					
4925	CONTRIBUTIONS	PERMANENT NOTES: Annual reimbursement from Big Spring Economic Development Corp. for the \$14,805 payment for Ports-to-Plains and donations for Living Tree Memorial.					
4951	ADMN FEES FROM WATER & SEWER	PERMANENT NOTES: Amount taken from the Maximus full cost study allocation plan.					
4952	ADMN FEES FROM AIRPARK FUND	PERMANENT NOTES: Amount taken from the Maximus OMB A-87 cost plan.					
4955	ADMN FEES FROM MOTEL TAX FUND	PERMANENT NOTES: Administrative fees paid to General Fund by Hotel/Motel Tax Fund, per annual cost allocation study by independent consultant.					
***	DEPARTMENT TOTAL ***	18,841,509	19,002,887	15,177,814	19,605,327	18,635,354	969,973
		=====	=====	=====	=====	=====	
***	TOTAL BUDGETED REVENUES ***	18,841,509	19,002,887	15,177,814	19,605,327	18,635,354	969,973
		=====	=====	=====	=====	=====	

*** END OF REPORT ***

Dept. 000 – Non-Departmental

General Fund

Non-Departmental accounts for expenses that are not exclusively within the functional responsibilities of any one department as well as contributions to other programs or agencies that provide services benefitting the citizens of Big Spring.

	Actual 2014-15	Revised 2015-16	Proposed 2016-17
51 – Supplies and Materials	\$ 5,301	\$ 5,000	\$ 5,000
55 – Contractual Services	68,484	81,181	78,100
56 – Miscellaneous	517,506	559,779	581,982
Total	\$591,291	\$645,960	\$665,082

Budget Highlights:

5521-11 – Special Service – Attorney – Fees for delinquent tax attorney

5611 – Contributions – Contributions to outside agencies

Howard County Law Enforcement Center	\$400,200
Howard County Appraisal District	96,865
State Park	20,000
Victim Services	17,500
Chaplain Program	5,000
Meals on Wheels	1,500
North Side Community Center	1,200
Vietnam Memorial	1,200

002-GENERAL FUND
 001-ADMINISTRATION
 000-NON-DEPARTMENTAL

ACCOUNT #	ACCOUNT NAME	PRIOR-YR ACTUAL	--CURRENT YEAR-- BUDGET	ACTUAL	REVISED BUDGET	PROPOSED BUDGET	VARIANCE
<u>SUPPLIES & MATERIALS</u>							
001-000-5128	UTILITIES	5,301	4,000	4,576	5,000	5,000	0
001-000-5128	PERMANENT NOTES:						
TOTAL SUPPLIES & MATERIALS		5,301	4,000	4,576	5,000	5,000	0
<u>CONTRACTUAL SERVICES</u>							
001-000-5511	COMMUNICATIONS	3,017	2,600	2,370	3,000	3,000	0
001-000-5520	INSURANCE	762	781	973	781	800	19
001-000-5521	SPECIAL SERVICES	25,221	25,000	28,194	28,100	25,000	(3,100)
001-000-5521-11	SPEC SERVICES-ATTORNEY	35,357	45,000	28,113	45,000	45,000	0
001-000-5521-17	BANK CHARGES	0	1,425	120	100	100	0
001-000-5535	RENTS	2,316	2,400	1,931	2,400	2,400	0
001-000-5550	ELECTRICITY	1,810	1,800	1,060	1,800	1,800	0

001-000-5511 PERMANENT NOTES:
 Non-Department phone line charges:
 City Hall fax
 Council Chambers
 Conference Room

001-000-5520 PERMANENT NOTES:
 Transmitter Building
 Victims Services
 Misc computer
 Community Center, Northside (reimbursed)
 Vietnam Memorial

001-000-5521 PERMANENT NOTES:

002-GENERAL FUND
 001-ADMINISTRATION
 000-NON-DEPARTMENTAL

ACCOUNT #	ACCOUNT NAME	PRIOR-YR ACTUAL	--CURRENT YEAR-- BUDGET	ACTUAL	REVISED BUDGET	PROPOSED BUDGET	VARIANCE
001-000-5521-11	PERMANENT NOTES: Delinquent Tax Attorney - 20% of delinquent taxes collected						
001-000-5535	PERMANENT NOTES: Rent of storage facilities at Airpark						
001-000-5550	PERMANENT NOTES: Electricity costs for Westside Community Center and Radio Tower.						
TOTAL CONTRACTUAL SERVICES		68,484	79,006	62,761	81,181	78,100	(3,081)

MISCELLANEOUS

001-000-5611	HOWARD CO. APPRAISAL	81,855	81,500	53,634	83,580	103,382	19,802
001-000-5611-05	CONTRIBUTIONS-VICTIM SE	17,500	17,500	17,500	17,500	17,500	0
001-000-5611-07	CONTRIBUTIONS-MEALS ON	1,500	1,500	1,500	1,500	1,500	0
001-000-5611-10	CONTRIBUTIONS - TEEN CO	500	1,200	0	0	0	0
001-000-5611-11	CONTRIB - NORTH SIDE CO	0	0	0	0	1,200	1,200
001-000-5611-15	CONTRIBUTIONS-CHAPLAIN	5,000	5,000	5,000	5,000	5,000	0
001-000-5611-16	CONTRIBUTIONS-SATE PARK	20,000	20,000	20,000	20,000	20,000	0
001-000-5611-17	CONT-HOWARD CO LAW ENF	397,925	400,000	400,199	400,199	400,200	1
001-000-5611-18	CONTRIBUTION - VIETNAM	0	0	0	0	1,200	1,200
001-000-5616	JUDGEMENTS & DAMAGES	2,295	0	0	0	0	0
001-000-5635	TAXES - PROPERTY, ETC.	10,887	15,500	11,842	14,000	14,000	0
001-000-5643	BAD DEBT WRITE-OFF	(19,956)	18,000	11,165	18,000	18,000	0

001-000-5635 PERMANENT NOTES:
 Taxes - Howard County Tax Assessor/Collector for Assessment.

002-GENERAL FUND
 001-ADMINISTRATION
 000-NON-DEPARTMENTAL

ACCOUNT #	ACCOUNT NAME	PRIOR-YR ACTUAL	--CURRENT YEAR-- BUDGET	ACTUAL	REVISED BUDGET	PROPOSED BUDGET	VARIANCE
001-000-5521-11	PERMANENT NOTES: Delinquent Tax Attorney - 20% of delinquent taxes collected						
001-000-5535	PERMANENT NOTES: Rent of storage facilities at Airpark						
001-000-5550	PERMANENT NOTES: Electricity costs for Westside Community Center and Radio Tower.						
TOTAL CONTRACTUAL SERVICES		68,484	79,006	62,761	81,181	78,100	(3,081)
<u>MISCELLANEOUS</u>							
001-000-5611	HOWARD CO. APPRAISAL	81,855	81,500	53,634	83,580	103,382	19,802
001-000-5611-05	CONTRIBUTIONS-VICTIM SE	17,500	17,500	17,500	17,500	17,500	0
001-000-5611-07	CONTRIBUTIONS-MEALS ON	1,500	1,500	1,500	1,500	1,500	0
001-000-5611-10	CONTRIBUTIONS - TEEN CO	500	1,200	0	0	0	0
001-000-5611-11	CONTRIB - NORTH SIDE CO	0	0	0	0	1,200	1,200
001-000-5611-15	CONTRIBUTIONS-CHAPLAIN	5,000	5,000	5,000	5,000	5,000	0
001-000-5611-16	CONTRIBUTIONS-SATE PARK	20,000	20,000	20,000	20,000	20,000	0
001-000-5611-17	CONT-HOWARD CO LAW ENF	397,925	400,000	400,199	400,199	400,200	1
001-000-5611-18	CONTRIBUTION - VIETNAM	0	0	0	0	1,200	1,200
001-000-5616	JUDGEMENTS & DAMAGES	2,295	0	0	0	0	0
001-000-5635	TAXES - PROPERTY, ETC.	10,887	15,500	11,842	14,000	14,000	0
001-000-5643	BAD DEBT WRITE-OFF	(19,956)	18,000	11,165	18,000	18,000	0
001-000-5635	PERMANENT NOTES: Taxes - Howard County Tax Assessor/Collector for Assessment.						
TOTAL MISCELLANEOUS		<u>517,506</u>	<u>560,200</u>	<u>520,840</u>	<u>559,779</u>	<u>581,982</u>	<u>22,203</u>
TOTAL 000-NON-DEPARTMENTAL		517,506	560,200	520,840	559,779	581,982	22,203
		=====	=====	=====	=====	=====	=====

DEPARTMENTAL NOTES

Dept. 110 – City Council**General Fund**

The City Council provides legislative leadership in establishing ordinances, resolutions, and other policies designed to provide effective administration of City departments, to ensure orderly development of the City, and to promote the safety and welfare of the Citizens of Big Spring.

	Actual 2014-15	Revised 2015-16	Proposed 2016-17
50 – Personnel Services	\$17,885	\$17,829	\$17,264
51 – Supplies and Materials	5,699	5,816	5,650
55 – Contractual Services	261,791	116,496	102,800
63 – Equipment	0	15,000	0
Total	\$285,375	\$155,141	\$125,714

Budget Highlights:

5521 – Special Services – Relay for Life, Employee bereavement to Tree Memorial, Retirement gifts, Employee Christmas gift cards, Employee and Council service awards, Employee appreciation picnic.
 5555 – Education and Training – Local and community events, including Chamber Banquet

002-GENERAL FUND
001-ADMINISTRATION
110-CITY COUNCIL

ACCOUNT #	ACCOUNT NAME	PRIOR-YR ACTUAL	--CURRENT YEAR-- BUDGET	ACTUAL	REVISED BUDGET	PROPOSED BUDGET	VARIANCE
<u>PERSONNEL SERVICES</u>							
001-110-5010	SALARY	16,600	15,600	12,000	16,500	15,600	(900)
001-110-5065	WORKERS' COMPENSATION	38	38	38	63	38	(25)
001-110-5070	RETIREMENT-DEFERRED COM	904	860	744	870	860	(10)
001-110-5080	MEDICARE	241	226	174	256	226	(30)
001-110-5085	UNEMPLOYMENT TAXES	<u>102</u>	<u>540</u>	<u>90</u>	<u>140</u>	<u>540</u>	<u>400</u>
001-110-5010	PERMANENT NOTES: Council Salary Mayor \$300.00/Month x 12 Months = 3,600.00 5 Council members/each \$200.00/Month x 12 Months = 12,000.00 Total = 15,600.00						
TOTAL PERSONNEL SERVICES		17,885	17,264	13,046	17,829	17,264	(565)
<u>SUPPLIES & MATERIALS</u>							
001-110-5110	OFFICE SUPPLIES	2,381	2,000	169	1,200	1,000	(200)
001-110-5112	FOOD SUPPLIES	0	200	24	100	100	0
001-110-5124	POSTAGE	791	450	120	450	450	0
001-110-5129	ELECTION EXPENSE	<u>2,527</u>	<u>7,000</u>	<u>4,066</u>	<u>4,066</u>	<u>4,100</u>	<u>34</u>
TOTAL SUPPLIES & MATERIALS		5,699	9,650	4,379	5,816	5,650	(166)

002-GENERAL FUND
 001-ADMINISTRATION
 110-CITY COUNCIL

ACCOUNT #	ACCOUNT NAME	PRIOR-YR ACTUAL	--CURRENT YEAR-- BUDGET	ACTUAL	REVISED BUDGET	PROPOSED BUDGET	VARIANCE
<u>MAINTENANCE OF EQUIPMENT</u>							
<u>CONTRACTUAL SERVICES</u>							
001-110-5511	COMMUNICATIONS	1,689	1,800	1,167	1,800	1,800	0
001-110-5520	INSURANCE	35,193	36,073	32,010	32,010	33,000	990
001-110-5521	SPECIAL SERVICES	18,576	29,000	22,856	29,000	29,000	0
001-110-5521-03	COMPREHENSIVE MASTER PLAN	161,807	0	13,186	13,186	0	(13,186)
001-110-5525	ADVERTISING	6,383	3,500	4,462	5,000	3,500	(1,500)
001-110-5530	TRAVEL EXPENSE	12,017	15,000	5,019	15,000	15,000	0
001-110-5540	DUES & SUBSCRIPTIONS	24,052	30,000	1,394	20,000	20,000	0
001-110-5555	EDUCATION & TRAINING	<u>2,075</u>	<u>500</u>	<u>271</u>	<u>500</u>	<u>500</u>	<u>0</u>
001-110-5521	PERMANENT NOTES: Employee appreciation picnic, Employee & Council service awards, Relay for Life, Employee Bereavement to Tree Memorial, Retirement gifts, Employee Christmas gift cards.						
001-110-5525	PERMANENT NOTES: Legal notices of ordinances, etc., required to be published in the newspaper & community ads.						
001-110-5530	PERMANENT NOTES: Legislative updates, Annual TML meeting, new Council orientation.						
001-110-5540	PERMANENT NOTES: Ports to Plains \$14,805 (reimbursed by BSEDC) TML 3,275 TCCFUI 1,110 PBRPC 5,500 Chamber of Commerce 250 Steering Committe - Oncor 2,730						

002-GENERAL FUND
 001-ADMINISTRATION
 110-CITY COUNCIL

ACCOUNT #	ACCOUNT NAME	PRIOR-YR ACTUAL	--CURRENT YEAR-- BUDGET	ACTUAL	REVISED BUDGET	PROPOSED BUDGET	VARIANCE
	ERCOT			100			
	Steering Committee - Atmos			1,400			
001-110-5555	PERMANENT NOTES: Expenses for all in-town events. (ie: Chamber Banquet, etc.) and food expenses for meetings.						
TOTAL CONTRACTUAL SERVICES		261,791	115,873	80,364	116,496	102,800	(13,696)
<u>MISCELLANEOUS</u>							
<u>EQUIPMENT</u>							
001-110-6310	FURNITURE & FIXTURES	0	0	0	15,000	0	(15,000)
TOTAL EQUIPMENT		0	0	0	15,000	0	(15,000)
TOTAL 110-CITY COUNCIL		285,375	142,787	97,788	155,141	125,714	(29,427)
		=====	=====	=====	=====	=====	=====

DEPARTMENTAL NOTES

Dept. 130 – City Manager

General Fund

The City Manager informs and advises the City Council on all issues pertaining to the City. He also directs all City departments to ensure that city policies are being followed in accordance with the City Charter, the Code of Ordinances, and State Law.

ACHIEVEMENTS

- Continued to monitor Fire/EMS addressing fund deficit by implementing cost saving measures
- Continued to monitor landfill/sanitation revenues to ensure new landfill funding and permitting targets are being met.
- Negotiated Right-of-Way purchase for access roads from the Airport to the new Highway 87 reliever route.
- Negotiated the sale of Malone Hogan clinic
- Established a dilapidated building removal program
- Oversaw City Council approved \$3.5 million in infrastructure capital improvements.

Goals

- Oversee the completion of the historic spring restoration project
- Continue to evaluate feasibility of quality of life improvement projects.
- Seek grant funding for the construction of the reliever route access roads.
- Continue to monitor infrastructure capital improvement projects.
- Monitor departmental budgets to ensure fiscal compliance and responsibility.

	Actual 2014-15	Revised 2015-16	Proposed 2016-17
50 – Personnel Services	\$292,662	\$288,862	\$289,149
51 – Supplies and Materials	1,877	6,000	1,400
55 – Contractual Services	9,568	11,603	9,605
Total	\$304,108	\$306,465	\$300,154

Budget Highlights:

5530 – Travel – TML, TCMA, Public Funds Investment, Regional TCMA, Economic Development, Legislative Updates

002-GENERAL FUND
001-ADMINISTRATION
130-CITY MANAGER

ACCOUNT #	ACCOUNT NAME	PRIOR-YR ACTUAL	--CURRENT YEAR-- BUDGET	ACTUAL	REVISED BUDGET	PROPOSED BUDGET	VARIANCE
<u>PERSONNEL SERVICES</u>							
001-130-5010	SALARIES	203,892	204,113	147,902	201,113	199,678	(1,435)
001-130-5015	AUTO ALLOWANCE	7,820	7,800	5,360	7,700	8,040	340
001-130-5022	VACATION BUY BACK	6,439	6,500	5,835	5,900	6,500	600
001-130-5035	OVERTIME	91	500	0	0	500	500
001-130-5045	LONGEVITY	5,275	5,808	5,539	5,808	6,072	264
001-130-5050	RETIREMENT	37,834	36,697	26,294	39,797	37,865	(1,932)
001-130-5060	GROUP INSURANCE	12,627	11,501	9,270	11,201	12,519	1,318
001-130-5065	WORKERS' COMPENSATION	714	714	714	714	992	278
001-130-5070	RETIREMENT-DEFERRED COM	12,330	12,382	9,722	11,782	12,152	370
001-130-5075	LIFE & DISABILITY INSUR	2,372	1,174	861	1,244	1,291	47
001-130-5080	MEDICARE	3,250	3,258	2,438	3,258	3,198	(60)
001-130-5085	UNEMPLOYMENT TAXES	<u>18</u>	<u>180</u>	<u>342</u>	<u>345</u>	<u>342</u>	<u>(3)</u>
TOTAL PERSONNEL SERVICES		292,662	290,627	214,277	288,862	289,149	287
<u>SUPPLIES & MATERIALS</u>							
001-130-5110	OFFICE SUPPLIES	1,555	1,300	795	1,500	1,000	(500)
001-130-5112	FOOD	117	375	91	200	250	50
001-130-5117	MINOR APPARATUS	0	0	0	300	0	(300)
001-130-5124	POSTAGE	<u>205</u>	<u>150</u>	<u>108</u>	<u>4,000</u>	<u>150</u>	<u>(3,850)</u>

CITY OF BIG SPRING
 BUDGET PRESENTATION
 AS OF: JUNE 30TH, 2016

002-GENERAL FUND
 001-ADMINISTRATION
 130-CITY MANAGER

ACCOUNT #	ACCOUNT NAME	PRIOR-YR ACTUAL	--CURRENT YEAR-- BUDGET	ACTUAL	REVISED BUDGET	PROPOSED BUDGET	VARIANCE
TOTAL SUPPLIES & MATERIALS		1,877	1,825	994	6,000	1,400	(4,600)
<u>MAINTENANCE OF EQUIPMENT</u>		_____	_____	_____	_____	_____	_____
<u>CONTRACTUAL SERVICES</u>							
001-130-5511	COMMUNICATIONS	3,192	2,200	2,280	5,000	2,500	(2,500)
001-130-5520	INSURANCE	0	20	68	68	70	2
001-130-5530	TRAVEL EXPENSE	5,568	5,000	2,811	5,000	5,000	0
001-130-5540	DUES & SUBSCRIPTION (149)		400	752	800	800	0
001-130-5541	PERMITS, LICENSES, TEST	161	0	290	235	235	0
001-130-5555	EDUCATION & TRAINING	<u>797</u>	<u>1,500</u>	<u>112</u>	<u>500</u>	<u>1,000</u>	<u>500</u>
001-130-5530	PERMANENT NOTES: TML, TCMA, Public Fund Investments, Regional TCMA, Economic Development, Legislative Updates						
001-130-5540	PERMANENT NOTES: TCMA, WEST TX TCMA, TMCA, & AMEX						
TOTAL CONTRACTUAL SERVICES		9,568	9,120	6,312	11,603	9,605	(1,998)
<u>MISCELLANEOUS</u>		_____	_____	_____	_____	_____	_____
<u>EQUIPMENT</u>		=====	=====	=====	=====	=====	=====
TOTAL 130-CITY MANAGER		304,108	301,572	221,583	306,465	300,154	(6,311)
		=====	=====	=====	=====	=====	=====

Dept. 150 – Legal

General Fund

The Legal Department provides legal advice and services to the City Council and City administration, reviews and proposes new or amended ordinances, resolutions, policies and contracts, oversees all civil and criminal legal matter for the City, including, but not limited to employment, real estate, open government, personal injury, property damage, civil rights, and municipal court prosecution.

ACHIEVEMENTS

- Assisted Human Resources with personnel matters (including new Met and Confer Agreement).
- Reviewed and finalized ordinances including a revision of the subdivision ordinance and amendments to the zoning ordinance.
- Assisted with the Airport Master Plan by negotiating acquisition of land for rights-of-way to Airpark off of Highway 87 Reliever Route and preparing least amendments for rail matters.
- Finalized sale of Malone and Hogan Clinic to Texas Healthcare Holdings II, LLC.
- Reviewed and negotiated contracts and requests for proposals for oil and gas and utility issues.
- Assisted Code Enforcement with demolition of various substandard structures.
- Began records management of legal records.
- Handled prosecution duties in Municipal Court.

GOALS

- Continue reviewing and updating City ordinance with goal toward re-codification when budget allows.
- Continue records management of legal records.
- Update the substandard building ordinance.
- Complete fees appendix in Code of Ordinances.
- Complete comprehensive review and update of Personnel Policies.

	Actual 2014-15	Revised 2015-16	Proposed 2016-17
50 – Personnel Services	\$326,906	\$301,049	\$305,520
51 – Supplies and Materials	1,095	800	700
55 – Contractual Services	41,379	27,967	27,542
56 – Miscellaneous	2,084	0	0
Total	\$371,464	\$329,816	\$333,762

Budget Highlights:

5110 – Office Supplies – Law Books.

5530 – Travel Expense – Legislative updates, TML, TCAA Conference.

002-GENERAL FUND
001-ADMINISTRATION
150-LEGAL

ACCOUNT #	ACCOUNT NAME	PRIOR-YR ACTUAL	--CURRENT YEAR-- BUDGET	ACTUAL	REVISED BUDGET	PROPOSED BUDGET	VARIANCE
<u>PERSONNEL SERVICES</u>							
001-150-5010	SALARIES	205,602	220,065	156,065	214,065	217,533	3,468
001-150-5015	AUTO ALLOWANCE	6,600	7,200	4,800	7,200	7,200	0
001-150-5021	TERMINATION PAY	35,108	0	0	0	0	0
001-150-5022	VACATION BUY BACK	1,139	1,110	0	1,110	1,110	0
001-150-5035	OVERTIME	0	500	0	500	500	0
001-150-5045	LONGEVITY	1,260	1,568	1,261	1,568	1,808	240
001-150-5050	RETIREMENT	42,208	37,631	25,811	40,131	39,128	(1,003)
001-150-5060	GROUP INSURANCE	13,936	11,501	12,473	17,701	19,240	1,539
001-150-5065	WORKERS' COMPENSATION	790	790	790	1,190	1,026	(164)
001-150-5070	RETIREMENT-DEFERRED COM	13,822	12,697	9,627	12,217	12,571	354
001-150-5075	LIFE & DISABILITY INSUR	2,774	1,526	1,056	1,526	1,583	57
001-150-5080	MEDICARE	3,633	3,341	2,405	3,341	3,308	(33)
001-150-5085	UNEMPLOYMENT TAXES	<u>36</u>	<u>270</u>	<u>499</u>	<u>500</u>	<u>513</u>	<u>13</u>
TOTAL PERSONNEL SERVICES		326,906	298,199	214,787	301,049	305,520	4,471
<u>SUPPLIES & MATERIALS</u>							
001-150-5110	OFFICE SUPPLIES	828	2,700	145	500	500	0
001-150-5124	POSTAGE	<u>267</u>	<u>500</u>	<u>124</u>	<u>300</u>	<u>200</u>	<u>(100)</u>
TOTAL SUPPLIES & MATERIALS		1,095	3,200	269	800	700	(100)

002-GENERAL FUND
001-ADMINISTRATION
150-LEGAL

ACCOUNT #	ACCOUNT NAME	PRIOR-YR ACTUAL	--CURRENT YEAR-- BUDGET	ACTUAL	REVISED BUDGET	PROPOSED BUDGET	VARIANCE
<u>MAINTENANCE OF EQUIPMENT</u>							
<u>CONTRACTUAL SERVICES</u>							
001-150-5511	COMMUNICATIONS	2,555	1,650	2,276	1,650	1,650	0
001-150-5520	INSURANCE	89	92	80	92	92	0
001-150-5521	SPECIAL SERVICES	102	450	0	450	450	0
001-150-5521-11	SPECIAL SERVICES-ATTORN	33,796	20,000	17,730	20,000	20,000	0
001-150-5530	TRAVEL EXPENSE	2,454	5,000	428	2,500	2,500	0
001-150-5540	DUES & SUBSCRIPTIONS	2,237	2,600	2,462	2,600	2,600	0
001-150-5555	EDUCATION & TRAINING	<u>145</u>	<u>250</u>	<u>675</u>	<u>675</u>	<u>250</u>	<u>(425)</u>
001-150-5521	NEXT YEAR NOTES: FY 2016-17 to hire a contract attorney to perform prosecution duties						
001-150-5530	PERMANENT NOTES: Legislative Updates, Economic Development, TCAA Conference, TML Conference, IMLA annual meeting, NALA Conference, Legal Asst Training						
001-150-5540	PERMANENT NOTES: Lexis-Nexis, State Bar, Local Bar, TCAA, AmEx, IMLA, NALA, West Books, Civil Service Book						
TOTAL CONTRACTUAL SERVICES		41,379	30,042	23,652	27,967	27,542	(425)

CITY OF BIG SPRING
 BUDGET PRESENTATION
 AS OF: JUNE 30TH, 2016

002-GENERAL FUND
 001-ADMINISTRATION
 150-LEGAL

ACCOUNT #	ACCOUNT NAME	PRIOR-YR ACTUAL	--CURRENT YEAR-- BUDGET	ACTUAL	REVISED BUDGET	PROPOSED BUDGET	VARIANCE
<u>MISCELLANEOUS</u>							
001-150-5616	DAMAGES	2,084	0	0	0	0	0
TOTAL MISCELLANEOUS		2,084	0	0	0	0	0
<u>EQUIPMENT</u>							
TOTAL 150-LEGAL		371,464	331,441	238,707	329,816	333,762	3,946

DEPARTMENTAL NOTES

CITY OF BIG SPRING
 BUDGET PRESENTATION
 AS OF: JUNE 30TH, 2016

002-GENERAL FUND
 001-ADMINISTRATION
 170-SPECIAL PROJECTS

ACCOUNT #	ACCOUNT NAME	PRIOR-YR ACTUAL	--CURRENT YEAR-- BUDGET	ACTUAL	REVISED BUDGET	PROPOSED BUDGET	VARIANCE
<u>MAINTENANCE OF BUILDINGS/</u>							
001-170-5311-01	DEMOL - ASBESTOS ABATE	0	0	2,493	12,493	0	(12,493)
001-170-5311-15	BLDG / HOUSE DEMOLITION	0	0	12,242	62,242	0	(62,242)
TOTAL MAINTENANCE OF BUILDINGS/		0	0	14,735	74,735	0	(74,735)
TOTAL 170-SPECIAL PROJECTS		0	0	14,735	74,735	0	(74,735)
		=====	=====	=====	=====	=====	=====

Dept. 190 – Planning Department

General Fund

The Planning Department provides oversight and structure to the development of the City as per the approved planning and subdivision ordinances. The Planner reviews all plats and ascertains that all required development standards are met prior to the submission of construction plans of a project to the Building Official. The Planner is also responsible for providing that the appropriate vision of development into the future is followed according to the adopted Comprehensive Plan.

ACHIEVEMENTS

- Adopted 2030 Comprehensive Plan.
- Updated Planning website.
- Adoption of several Subdivision Ordinance sections related to streamlining development timelines.
- Adopted Zoning Ordinance sections to include screening between users, administrative adjustments & appeals processes.
- Revised Oil and Gas Well Drilling Ordinance.
- Assisted contractors with Capital Improvement Plan pro-rata share study for North & Airport Sectors which was adopted.
- Assisted contractor on storm water manual.
- Researched, submitted and awarded \$15,000 grant to assist with funding of Historic Spring Restoration project.

GOALS

- Adopt new fee structure for Planning Services.
- Continue amendments and adoption of Zoning & Subdivision Ordinances sections as needed.
- Adopt new Oil and Gas Well Drilling Ordinance. Adopt Storm water Manual as requirement for specific subdivision processes.
- Centralize, scan and archive past and current planning documents for document retention and preservation.
- Install Historic Commission, provide training and identify buildings and sites for historic designations.
- Continue researching and submitting grant packets to help fund Historic Spring Restoration project
- Research and identify planning projects that will provide equitable accessibility and aesthetics within the community.
- Annexation of reliever route and supporting streets.

	Actual 2014-15	Revised 2015-16	Proposed 2016-17
50 – Personnel Services	\$109,166	\$126,253	\$136,847
51 – Supplies and Materials	1,439	1,901	2,780
54 – Maintenance of Equipment	2,049	3,500	3,500
55 – Contractual Services	78,583	38,190	51,990
Total	\$191,237	\$169,844	\$195,117

Budget Highlights:

002-GENERAL FUND
001-ADMINISTRATION
190-PLANNING

ACCOUNT #	ACCOUNT NAME	PRIOR-YR ACTUAL	--CURRENT YEAR-- BUDGET	ACTUAL	REVISED BUDGET	PROPOSED BUDGET	VARIANCE
<u>PERSONNEL SERVICES</u>							
001-190-5010	SALARIES	76,490	98,379	70,767	96,779	98,392	1,613
001-190-5045	LONGEVITY	35	301	32	301	445	144
001-190-5050	RETIREMENT	16,186	16,114	11,278	16,114	16,951	837
001-190-5060	GROUP INSURANCE	7,498	11,040	8,304	6,540	12,519	5,979
001-190-5065	WORKERS' COMPENSATION	317	317	317	317	445	128
001-190-5070	RETIREMENT-DEFERRED COM	5,238	5,438	4,212	3,538	5,446	1,908
001-190-5075	LIFE & DISABILITY ISURA	1,958	933	582	933	874	(59)
001-190-5080	MEDICARE	1,395	1,431	1,054	1,431	1,433	2
001-190-5085	UNEMPLOYMENT	<u>50</u>	<u>180</u>	<u>299</u>	<u>300</u>	<u>342</u>	<u>42</u>
TOTAL PERSONNEL SERVICES		109,166	134,133	96,844	126,253	136,847	10,594
<u>SUPPLIES & MATERIALS</u>							
001-190-5110	OFFICE SUPPLIES	1,267	1,500	425	1,000	1,500	500
001-190-5116	GASOLINE, OIL & GREASE	113	1,030	549	551	1,030	479
001-190-5117	MINOR APPARATUS	25	500	0	250	100	(150)
001-190-5123	OTHER SUPPLIES	20	0	0	0	0	0
001-190-5124	POSTAGE	<u>15</u>	<u>0</u>	<u>88</u>	<u>100</u>	<u>150</u>	<u>50</u>
TOTAL SUPPLIES & MATERIALS		1,439	3,030	1,062	1,901	2,780	879

002-GENERAL FUND
 001-ADMINISTRATION
 190-PLANNING

ACCOUNT #	ACCOUNT NAME	PRIOR-YR ACTUAL	--CURRENT YEAR-- BUDGET	ACTUAL	REVISED BUDGET	PROPOSED BUDGET	VARIANCE
<u>MAINTENANCE OF EQUIPMENT</u>							
001-190-5412	VEHICLE MAINTENANCE	2,049	5,610	1,000	3,500	3,500	0
TOTAL MAINTENANCE OF EQUIPMENT		2,049	5,610	1,000	3,500	3,500	0
<u>CONTRACTUAL SERVICES</u>							
001-190-5511	COMMUNICATIONS	2,214	1,558	1,405	2,000	2,000	0
001-190-5520	INSURANCE	395	405	439	440	440	0
001-190-5521	SPECIAL SERVICES	69,275	75,000	27,825	31,500	45,000	13,500
001-190-5525	ADVERTISING	1,745	2,000	856	1,200	1,500	300
001-190-5530	TRAVEL EXPENSE	4,208	2,000	1,164	2,000	2,000	0
001-190-5540	DUES & SUBSCRIPTIONS	268	300	290	300	300	0
001-190-5555	EDUCATION & TRAINING	480	1,500	15	750	750	0
TOTAL CONTRACTUAL SERVICES		78,583	82,763	31,994	38,190	51,990	13,800
TOTAL 190-PLANNING		191,237	225,536	130,899	169,844	195,117	25,273
TOTAL 001-ADMINISTRATION		1,743,475	1,644,542	1,291,890	1,681,961	1,618,629	(63,332)

Dept. 120 – Finance

General Fund

The Finance Department is responsible for safeguarding the financial resources of the City by maintaining central accounting records and City bank accounts, disbursing all City obligations, general financial forecasting and annual budget and audit preparation. The Director of Finance also functions as the City Secretary, responsible for maintaining the official City records and conducting City elections.

ACHIEVEMENTS

- Issued RFP's for bank depository and the responses were evaluated a new bank depository was selected.
- Selected a records retention committee.
- Eliminated the service fee for on-line payments.
- Implemented version 9 of accounting systems.

GOALS

- Continue to Change P-Card services and increase P-Card memberships.
- Continue to work with records retention committee to store/scan or destroy documents.

	Actual 2014-15	Revised 2015-16	Proposed 2016-17
50 – Personnel Services	\$499,753	\$562,808	\$582,347
51 – Supplies and Materials	11,723	10,300	9,300
55 – Contractual Services	50,382	25,452	26,591
56 – Miscellaneous	37	0	0
Total	\$561,895	\$598,560	\$618,238

Budget Highlights:

5555 – Education and Training – United Way, State of the City.

002-GENERAL FUND
002-FINANCE
120-FINANCE DEPARTMENT

ACCOUNT #	ACCOUNT NAME	PRIOR-YR ACTUAL	--CURRENT YEAR-- BUDGET	ACTUAL	REVISED BUDGET	PROPOSED BUDGET	VARIANCE
<u>PERSONNEL SERVICES</u>							
002-120-5010	SALARIES	351,125	396,605	287,263	394,105	395,185	1,080
002-120-5015	AUTO ALLOWANCE	650	0	5,200	8,000	7,800	(200)
002-120-5022	VACATION BUY BACK	7,218	7,218	12,510	12,510	7,218	(5,292)
002-120-5035	OVERTIME	448	2,000	1,044	1,100	2,000	900
002-120-5045	LONGEVITY	6,053	8,755	7,571	7,655	10,387	2,732
002-120-5050	RETIREMENT	61,865	67,701	45,199	61,401	72,474	11,073
002-120-5060	GROUP INSURANCE	38,869	46,440	32,454	44,940	51,618	6,678
002-120-5065	WORKERS' COMPENSATION	1,145	1,145	1,145	1,145	1,899	754
002-120-5070	RETIREMENT-DEFERRED COM	20,192	22,843	16,740	22,243	23,285	1,042
002-120-5075	LIFE & DISABILITY INSUR	6,807	3,828	2,104	3,028	3,156	128
002-120-5080	MEDICARE	5,328	6,011	4,201	5,651	6,128	477
002-120-5085	UNEMPLOYMENT TAXES	<u>54</u>	<u>630</u>	<u>1,026</u>	<u>1,030</u>	<u>1,197</u>	<u>167</u>
TOTAL PERSONNEL SERVICES		499,753	563,176	416,457	562,808	582,347	19,539
<u>SUPPLIES & MATERIALS</u>							
002-120-5110	OFFICE SUPPLIES	8,300	8,000	6,279	6,000	5,000	(1,000)
002-120-5112	FOOD SUPPLIES	37	0	0	0	0	0
002-120-5117	MINOR APPARATUS	0	0	300	0	0	0
002-120-5124	POSTAGE	<u>3,386</u>	<u>5,500</u>	<u>2,098</u>	<u>4,300</u>	<u>4,300</u>	<u>0</u>

002-GENERAL FUND
 002-FINANCE
 120-FINANCE DEPARTMENT

ACCOUNT #	ACCOUNT NAME	PRIOR-YR ACTUAL	--CURRENT YEAR-- BUDGET	ACTUAL	REVISED BUDGET	PROPOSED BUDGET	VARIANCE
TOTAL SUPPLIES & MATERIALS		11,723	13,500	8,677	10,300	9,300	(1,000)
<u>MAINTENANCE OF EQUIPMENT</u>							
<u>CONTRACTUAL SERVICES</u>							
002-120-5511	COMMUNICATIONS	5,046	3,000	4,030	5,500	3,000	(2,500)
002-120-5520	INSURANCE	288	296	271	296	296	0
002-120-5521	SPECIAL SERVICES	3,276	4,500	505	1,000	2,500	1,500
002-120-5521-07	SPECIAL SERVICES-ACCOUN	39,435	41,000	13,161	13,161	15,000	1,839
002-120-5525	ADVERTISING	0	200	189	200	200	0
002-120-5530	TRAVEL EXPENSE	732	4,500	2,122	3,000	3,500	500
002-120-5540	DUES & SUBSCRIPTIONS	865	2,220	1,270	1,950	1,720	(230)
002-120-5541	PERMITS,LICENSES,TESTIN	175	75	0	75	75	0
002-120-5555	EDUCATION AND TRAINING	565	300	270	270	300	30
002-120-5520	PERMANENT NOTES: Liability, property and employee honesty bonds						
002-120-5521	PERMANENT NOTES: GFOA Application Fee - Audit Award 480 Audit Response Letter - Pending Litigation 185 Preparation of Continuing Disclosure 3,500 Miscellaneous 200						
TOTAL CONTRACTUAL SERVICES		50,382	56,091	21,818	25,452	26,591	1,139

CITY OF BIG SPRING
 BUDGET PRESENTATION
 AS OF: JUNE 30TH, 2016

002-GENERAL FUND
 002-FINANCE
 120-FINANCE DEPARTMENT

ACCOUNT #	ACCOUNT NAME	PRIOR-YR ACTUAL	--CURRENT YEAR-- BUDGET	ACTUAL	REVISED BUDGET	PROPOSED BUDGET	VARIANCE
<u>MISCELLANEOUS</u>							
002-120-5645	LATE PAY FEES & PENALTI	37	0	39	0	0	0
TOTAL MISCELLANEOUS		37	0	39	0	0	0
<u>EQUIPMENT</u>							
TOTAL 120-FINANCE DEPARTMENT		561,895	632,767	446,990	598,560	618,238	19,678

DEPARTMENTAL NOTES

Dept. 140 – Information Technology

General Fund

Information Technology maintains the City’s computer network and website, acquires needed computer equipment and provides technical support to other departments as needed.

ACHIEVEMENTS

- Updated Ch 17 to HD, to include HD cameras and updated audio equipment with implementation of a City overlook camera to be aired on CH 17.
- Implemented signage for the Fire Department to display departmental information.
- Assisted in implementing court security system that can be monitored by 911 Dispatch.
- Implemented security system at building 19.
- Continue to update infrastructure to the City’s GIS.
- Assisted in identifying infrastructure needs and specifications using GIS data.

GOALS

- Continue updating website to meet industry standards.
- Continue updating software to meet current needs.
- Continue to improve network/server security and performance.
- Continue updating infrastructure to the City’s GIS.
- Continue to implement end-user training for IS and GIS.
- Continue to implement large format scanning programs.

	Actual 2014-15	Revised 2015-16	Proposed 2016-17
50 – Personnel Services	\$178,731	\$187,585	\$136,121
51 – Supplies and Materials	2,780	4,576	4,300
54 – Maintenance of Equipment	54,035	56,179	63,070
55 – Contractual Services	5,515	6,476	5,076
56 – Miscellaneous	3,624	1,086	0
63 – Equipment	121,951	20,533	0
Total	\$366,636	\$276,435	\$208,567

Budget Highlights:

5110 – Office Supplies – CH17 Streaming System

5411 – Maint. Of Furniture & Fixtures – Annual maintenance agreements.

6310-01 – Peg Equipment – (PB) Camera & Tripod (\$5,045) (Fund 170-Peg Equip)

002-GENERAL FUND
002-FINANCE
140-INFORMATION TECHNOLOG

ACCOUNT #	ACCOUNT NAME	PRIOR-YR ACTUAL	--CURRENT YEAR-- BUDGET	ACTUAL	REVISED BUDGET	PROPOSED BUDGET	VARIANCE
<u>PERSONNEL SERVICES</u>							
002-140-5010	SALARIES	118,781	131,224	94,399	131,224	89,357	(41,867)
002-140-5015	AUTO ALLOWANCE	3,600	3,600	2,400	3,600	3,600	0
002-140-5035	OVERTIME	5,357	500	0	0	0	0
002-140-5045	LONGEVITY	443	964	667	664	860	196
002-140-5050	RETIREMENT	20,968	22,256	15,494	21,056	15,558	(5,498)
002-140-5060	GROUP INSURANCE	17,539	18,960	14,115	19,260	18,779	(481)
002-140-5065	WORKERS' COMPENSATION	432	432	432	432	407	(25)
002-140-5070	RETIREMENT-DEFERRED COM	7,027	7,510	5,782	7,557	4,998	(2,559)
002-140-5075	LIFE & DISABILITY INSUR	2,699	1,496	912	1,316	905	(411)
002-140-5080	MEDICARE	1,859	1,976	1,442	1,976	1,315	(661)
002-140-5085	UNEMPLOYMENT TAXES	<u>27</u>	<u>270</u>	<u>498</u>	<u>500</u>	<u>342</u>	<u>(158)</u>
TOTAL PERSONNEL SERVICES		178,731	189,188	136,142	187,585	136,121	(51,464)
<u>SUPPLIES & MATERIALS</u>							
002-140-5110	OFFICE SUPPLIES	2,611	5,000	3,075	4,000	4,000	0
002-140-5114	CLOTHING	0	100	0	0	0	0
002-140-5116	GASOLINE, OIL & GREASE	169	515	128	300	300	0
002-140-5117	MINOR APPARATUS	0	0	0	201	0	(201)
002-140-5124	POSTAGE	<u>0</u>	<u>0</u>	<u>64</u>	<u>75</u>	<u>0</u>	<u>(75)</u>

002-GENERAL FUND
 002-FINANCE
 140-INFORMATION TECHNOLOG

ACCOUNT #	ACCOUNT NAME	PRIOR-YR ACTUAL	--CURRENT YEAR-- BUDGET	ACTUAL	REVISED BUDGET	PROPOSED BUDGET	VARIANCE
<u>TOTAL SUPPLIES & MATERIALS</u>							
		2,780	5,615	3,267	4,576	4,300	(276)
<u>MAINTENANCE OF EQUIPMENT</u>							
002-140-5411	MAINT. FURNITURE & FIXT	47,818	55,679	48,634	55,679	62,320	6,641
002-140-5412	VEHICLE MAINTENANCE	6,217	1,326	177	500	750	250
<u>TOTAL MAINTENANCE OF EQUIPMENT</u>							
		54,035	57,005	48,810	56,179	63,070	6,891
<u>CONTRACTUAL SERVICES</u>							
002-140-5511	COMMUNICATIONS	3,633	2,400	2,332	3,600	3,600	0
002-140-5520	INSURANCE	327	335	376	376	376	0
002-140-5530	TRAVEL EXPENSE	1,555	1,500	0	1,400	0	(1,400)
002-140-5555	EDUCATION & TRAINING	0	2,500	1,086	1,100	1,100	0
<u>TOTAL CONTRACTUAL SERVICES</u>							
		5,515	6,735	3,794	6,476	5,076	(1,400)
<u>MISCELLANEOUS</u>							
002-140-5616	DAMAGES	3,624	0	0	1,086	0	(1,086)
<u>TOTAL MISCELLANEOUS</u>							
		3,624	0	0	1,086	0	(1,086)
<u>EQUIPMENT</u>							
002-140-6310	FURNITURE, FIXTURE	121,951	20,533	14,713	20,533	0	(20,533)
<u>TOTAL EQUIPMENT</u>							
		121,951	20,533	14,713	20,533	0	(20,533)
<u>TOTAL 140-INFORMATION TECHNOLOG</u>							
		366,636	279,076	206,726	276,435	208,567	(67,868)
		=====	=====	=====	=====	=====	=====

CITY OF BIG SPRING
BUDGET PRESENTATION
AS OF: JUNE 30TH, 2016

002-GENERAL FUND
002-FINANCE
140-INFORMATION TECHNOLOG

ACCOUNT #	ACCOUNT NAME	PRIOR-YR ACTUAL	--CURRENT YEAR-- BUDGET	ACTUAL	REVISED BUDGET	PROPOSED BUDGET	VARIANCE
TOTAL	002-FINANCE	928,531	911,843	653,716	874,995	826,805	(48,190)
		=====	=====	=====	=====	=====	=====

Dept. 160 – Human Resources

General Fund

Human Resources provides recruitment, employee orientation, all job classification, benefits management, payroll processing and personnel policies and maintains files for City employees. The department also sponsors safety and wellness programs to increase awareness of potential workplace hazards.

ACHIEVEMENTS

- Implemented online application system for Police Officers.
- Started the Wellness at Work initiative.
- Added an optional Vision Plan to the employee benefits package.
- Completed two additional courses in the Supervisor Training Module via Strategic Government Resources.
- Transitioned to on-line only employment application through NEOGOV (excludes Police and Fire).
- Instituted Affordable Care Act 1095-C Compliance.
- Rolled out new website.

GOALS

- Continue to review and update Policies and Procedures.
- Develop an operating procedure manual to assist supervisors.
- Expand the Employee Wellness Program.
- Continue supervisor education with classroom and on-line training.
- Offer employees the Financial Wellness Course offered from Valic.
- Transition to on-line only Police and Fire applications.

	Actual 2013-14	Revised 2015-16	Proposed 2016-17
50 – Personnel Services	319,786	\$314,958	\$319,915
51 – Supplies and Materials	6,248	4,525	5,025
54 – Maintenance of Equipment	6,234	14,173	15,111
55 – Contractual Services	109,949	128,291	71,900
56 – Miscellaneous	65	35	0
63 – Equipment	12,629	0	0
Total	\$454,909	\$461,982	\$411,951

Budget Highlights:

5525 – Advertising – Advertising for new employees.

002-GENERAL FUND
003-PERSONNEL
160-HUMAN RESOURCES

ACCOUNT #	ACCOUNT NAME	PRIOR-YR ACTUAL	--CURRENT YEAR-- BUDGET	ACTUAL	REVISED BUDGET	PROPOSED BUDGET	VARIANCE
<u>PERSONNEL SERVICES</u>							
003-160-5010	SALARIES	218,512	216,162	158,461	215,662	214,427	(1,235)
003-160-5015	AUTO ALLOWANCE	7,250	7,200	5,200	7,200	7,800	600
003-160-5022	VACATION BUY BACK	5,839	6,000	5,389	5,700	6,000	300
003-160-5035	OVERTIME	0	500	0	0	0	0
003-160-5045	LONGEVITY	4,664	5,422	4,928	5,422	6,022	600
003-160-5050	RETIREMENT	39,363	38,422	27,763	37,832	40,260	2,428
003-160-5060	GROUP INSURANCE	23,133	23,003	16,621	23,003	25,500	2,497
003-160-5065	WORKERS' COMPENSATION	726	726	726	1,176	1,056	(120)
003-160-5070	RETIREMENT-DEFERRED COM	13,042	12,964	10,278	12,964	12,935	(29)
003-160-5075	LIFE & DISABILITY INSUR	3,776	1,887	1,218	1,887	1,827	(60)
003-160-5080	MEDICARE	3,440	3,412	2,577	3,452	3,404	(48)
003-160-5085	UNEMPLOYMENT TAXES	<u>40</u>	<u>360</u>	<u>654</u>	<u>660</u>	<u>684</u>	<u>24</u>
TOTAL PERSONNEL SERVICES		319,786	316,058	233,815	314,958	319,915	4,957
<u>SUPPLIES & MATERIALS</u>							
003-160-5110	OFFICE SUPPLIES	4,966	5,000	2,193	3,500	4,000	500
003-160-5112	FOOD SUPPLIES	86	100	7	25	25	0
003-160-5124	POSTAGE	<u>1,196</u>	<u>1,200</u>	<u>430</u>	<u>1,000</u>	<u>1,000</u>	<u>0</u>
TOTAL SUPPLIES & MATERIALS		6,248	6,300	2,629	4,525	5,025	500

002-GENERAL FUND
003-PERSONNEL
160-HUMAN RESOURCES

ACCOUNT #	ACCOUNT NAME	PRIOR-YR ACTUAL	--CURRENT YEAR-- BUDGET	ACTUAL	REVISED BUDGET	PROPOSED BUDGET	VARIANCE
<u>MAINTENANCE OF EQUIPMENT</u>							
003-160-5411	MAINT. FURNITURE & FIXT	6,234	14,783	14,173	14,173	15,111	938
TOTAL MAINTENANCE OF EQUIPMENT		6,234	14,783	14,173	14,173	15,111	938
<u>CONTRACTUAL SERVICES</u>							
003-160-5511	COMMUNICATIONS	5,631	3,300	4,158	5,000	5,000	0
003-160-5515	HIRE OF EQUIPMENT	6,192	6,200	3,096	6,200	6,200	0
003-160-5520	INSURANCE	113	116	95	95	100	5
003-160-5521	SPECIAL SERVICES	0	0	1,396	1,396	0	(1,396)
003-160-5521-13	SPCL SVCS-EMPLOYEE TEST	33,639	25,000	18,261	25,000	25,000	0
003-160-5525	ADVERTISING	10,245	18,000	4,844	6,000	7,000	1,000
003-160-5530	TRAVEL EXPENSE	2,524	2,000	1,217	2,000	2,000	0
003-160-5540	DUES & SUBSCRIPTIONS	2,617	2,600	881	1,600	1,600	0
003-160-5555	EDUCATION & TRAINING	4,030	6,000	4,515	6,000	5,000	(1,000)
003-160-5570	CIVIL SERVICE	44,958	20,000	64,163	75,000	20,000	(55,000)
003-160-5530	PERMANENT NOTES: Travel for Texas Municipal Human Resources Association training as well as HR training for staff.						
003-160-5570	PERMANENT NOTES: Fire Testing and other costs related to administration of Civil Service System. This includes costs associated with meet and confer - training, travel and consulting.						
TOTAL CONTRACTUAL SERVICES		109,949	83,216	102,627	128,291	71,900	(56,391)

CITY OF BIG SPRING
 BUDGET PRESENTATION
 AS OF: JUNE 30TH, 2016

002-GENERAL FUND
 003-PERSONNEL
 160-HUMAN RESOURCES

ACCOUNT #	ACCOUNT NAME	PRIOR-YR ACTUAL	--CURRENT YEAR-- BUDGET	ACTUAL	REVISED BUDGET	PROPOSED BUDGET	VARIANCE
<u>MISCELLANEOUS</u>							
003-160-5645	LATE PAY FEES & PENALTI	65	0	34	35	0	(35)
TOTAL MISCELLANEOUS		65	0	34	35	0	(35)
<u>EQUIPMENT</u>							
003-160-6310	FURNITURE, FIXTURES	12,628	0	0	0	0	0
TOTAL EQUIPMENT		12,628	0	0	0	0	0
TOTAL 160-HUMAN RESOURCES		454,909	420,357	353,278	461,982	411,951	(50,031)
=====							
DEPARTMENTAL NOTES							
TOTAL 003-PERSONNEL		454,909	420,357	353,278	461,982	411,951	(50,031)
=====							

Dept. 200 – Police

General Fund

The Police Department protects the lives and property of the citizens through enforcement and crime prevention techniques in accordance with State law and City ordinances. It is staffed with certified peace officers and civilian employees who provide 24-hour service, 7 days a week in the areas of patrol, criminal investigations, and emergency dispatch services.

ACHIEVEMENTS

- Implemented a 40 hour in-service training for all sworn peace officers and has been set for February 2017 and the class topics have been finalized.
- Filled a supervisor position.
- The Department is approximately half way through completing the process of meeting minimum standards to be recognized by the Texas Police Chief's Association.

GOALS

- To work with officers that have basic peace officer certification to begin getting the mandatory classes in order to obtain their intermediate peace officer certification.
- Continue to work at recruiting and hiring certified officers.
- To finalize the syllabus for the department's in-service training in February 2017.

	Actual 2014-15	Revised 2015-16	Proposed 2016-17
50 – Personnel Services	\$3,623,055	\$3,367,487	\$3,835,239
51 – Supplies and Materials	207,739	179,816	177,500
53 – Maint. of Bldg./Structures	1,228	1,000	1,000
54 – Maintenance of Equipment	349,682	293,450	275,840
55 – Contractual Services	167,728	162,487	155,615
56 – Miscellaneous	5,777	2,700	0
63 – Equipment	11,290	0	0
64 – Vehicles	159,128	230,720	108,795
Total	\$4,525,627	\$4,237,660	\$4,553,989

Budget Highlights:

- 5521 – Professional Services – Contract with Statistical Specialist for Racial Profiling reports, interpreters, credit checks and towing.
- 5530 – Travel Expense – State of Texas usual travel reimbursement for officer training.
- 5555 – Education & Training – LETN Satellite training for officers, local training, ammunition, taser cartridges, and targets for training and qualifications.
- 6401 – Vehicles - (PB) 2 Police vehicles and equip (\$108,795).

002-GENERAL FUND
011-POLICE
200-POLICE

ACCOUNT #	ACCOUNT NAME	PRIOR-YR ACTUAL	--CURRENT YEAR-- BUDGET	ACTUAL	REVISED BUDGET	PROPOSED BUDGET	VARIANCE
<u>PERSONNEL SERVICES</u>							
011-200-5010	SALARIES	2,287,483	2,511,216	1,644,197	2,243,216	2,406,592	163,376
011-200-5015	AUTO ALLOWANCE	7,250	7,200	5,200	7,800	7,800	0
011-200-5021	TERMINATION PAY	51,129	75,000	26,716	27,000	75,000	48,000
011-200-5022	VACATION BUY BACK	36,827	38,000	40,213	40,250	38,000	(2,250)
011-200-5035	OVERTIME	171,834	100,000	43,167	53,000	100,000	47,000
011-200-5045	LONGEVITY	38,101	37,476	36,103	36,676	48,946	12,270
011-200-5050	RETIREMENT	440,337	456,618	292,387	400,618	463,674	63,056
011-200-5055	STANDBY PAY	22,049	27,300	15,923	29,925	35,100	5,175
011-200-5060	GROUP INSURANCE	267,873	305,648	189,922	249,648	341,333	91,685
011-200-5065	WORKERS' COMPENSATION	71,810	71,810	71,811	71,810	99,334	27,524
011-200-5070	RETIREMENT-DEFERRED COM	143,622	154,070	107,939	144,070	148,970	4,900
011-200-5075	LIFE & DISABILITY INSUR	46,299	27,689	14,023	20,139	23,736	3,597
011-200-5080	MEDICARE	37,146	40,545	27,081	35,945	38,375	2,430
011-200-5085	UNEMPLOYMENT TAXES	<u>1,295</u>	<u>4,590</u>	<u>7,295</u>	<u>7,390</u>	<u>8,379</u>	<u>989</u>
TOTAL PERSONNEL SERVICES		3,623,055	3,857,162	2,521,979	3,367,487	3,835,239	467,752

002-GENERAL FUND
011-POLICE
200-POLICE

ACCOUNT #	ACCOUNT NAME	PRIOR-YR ACTUAL	--CURRENT YEAR-- BUDGET	ACTUAL	REVISED BUDGET	PROPOSED BUDGET	VARIANCE
<u>SUPPLIES & MATERIALS</u>							
011-200-5110	OFFICE SUPPLIES	31,138	21,000	15,073	19,950	18,900	(1,050)
011-200-5114	WEARING APPAREL	30,478	34,000	19,228	32,300	30,600	(1,700)
011-200-5116	GASOLINE, OIL, & GREASE	121,403	113,300	67,535	105,000	105,000	0
011-200-5117	MINOR APPARATUS	8,011	10,000	3,123	8,500	9,000	500
011-200-5118	JANITORIAL SUPPLIES	143	100	151	151	100	(51)
011-200-5119	CHEMICALS	493	500	0	500	500	0
011-200-5121	EDUCATIONAL SUPPLIES	3,069	2,500	1,213	1,215	1,500	285
011-200-5123	OTHER SUPPLIES	4,897	6,000	4,195	5,700	5,400	(300)
011-200-5124	POSTAGE	6,998	3,000	4,532	5,000	5,000	0
011-200-5128	UTILITIES	<u>1,110</u>	<u>1,500</u>	<u>966</u>	<u>1,500</u>	<u>1,500</u>	<u>0</u>
TOTAL SUPPLIES & MATERIALS		207,739	191,900	116,016	179,816	177,500	(2,316)
<u>MAINTENANCE OF LAND</u>							
<u>MAINTENANCE OF BUILDINGS/</u>							
011-200-5311	MAINTENANCE OF BUILDING	<u>1,228</u>	<u>1,500</u>	<u>833</u>	<u>1,000</u>	<u>1,000</u>	<u>0</u>
TOTAL MAINTENANCE OF BUILDINGS/		1,228	1,500	833	1,000	1,000	0

002-GENERAL FUND

011-POLICE

200-POLICE

ACCOUNT #	ACCOUNT NAME	PRIOR-YR ACTUAL	--CURRENT YEAR-- BUDGET ACTUAL		REVISED BUDGET	PROPOSED BUDGET	VARIANCE
<u>MAINTENANCE OF EQUIPMENT</u>							
011-200-5411	MAINT. FURNITURE & FIXT	61,240	68,450	62,816	68,450	73,000	4,550
011-200-5412	VEHICLE MAINTENANCE	287,594	224,400	167,405	224,400	201,960	(22,440)
011-200-5413	MAINTENANCE OF FIRE APP	86	200	86	100	180	80
011-200-5415	MAINTENANCE OF RADIOS	762	1,000	1,442	500	700	200
TOTAL MAINTENANCE OF EQUIPMENT		349,682	294,050	231,750	293,450	275,840	(17,610)
<u>CONTRACTUAL SERVICES</u>							
011-200-5510	GRANT EXPENDITURES	10,800	0	0	0	0	0
011-200-5511	COMMUNICATIONS	47,855	31,200	32,526	46,000	40,000	(6,000)
011-200-5515	HIRE OF EQUIPMENT	13,195	4,500	3,604	5,600	5,100	(500)
011-200-5520	INSURANCE	34,164	35,018	32,122	32,122	32,150	28
011-200-5521	SPECIAL SERVICES	12,851	35,000	7,496	9,700	16,000	6,300
011-200-5521-08	SPL SERVICES-MEDICAL (327)	0	(293)	0	0	0
011-200-5525	ADVERTISING	424	500	877	1,000	1,000	0
011-200-5530	TRAVEL EXPENSE	12,112	22,000	17,893	22,000	22,000	0
011-200-5530-01	TRAV/TRAIN - STATE TCO(23)	0	1,697	1,500	1,500	0
011-200-5540	DUES & SUBSCRIPTIONS	4,662	3,500	2,630	3,200	3,500	300
011-200-5541	PERMITS,LICENSES,TESTIN	71	200	71	75	75	0
011-200-5550	ELECTRICITY	3,929	4,290	1,787	4,290	4,290	0
011-200-5555	EDUCATION & TRAINING	17,723	21,000	10,169	21,000	20,000	(1,000)
011-200-5582	EMERGENCY MANAGEMENT	10,292	5,500	10,965	16,000	10,000	(6,000)

002-GENERAL FUND
 011-POLICE
 200-POLICE

ACCOUNT #	ACCOUNT NAME	PRIOR-YR ACTUAL	--CURRENT YEAR-- BUDGET	ACTUAL	REVISED BUDGET	PROPOSED BUDGET	VARIANCE
011-200-5521-08	PERMANENT NOTES: Pay for the removal of bio-hazard waste and sexual assault exams.						
011-200-5555	PERMANENT NOTES: Includes LETN & Policeone.com training for the officers. Purchase of training and duty ammunition for officers. Targets, Distraction Devices, Chemical Munitions, Tasers etc.						
TOTAL CONTRACTUAL SERVICES		167,728	162,708	121,545	162,487	155,615	(6,872)
<u>MISCELLANEOUS</u>							
011-200-5616	JUDGEMENTS AND DAMAGES	5,777	1,000	2,602	2,700	0	(2,700)
TOTAL MISCELLANEOUS		5,777	1,000	2,602	2,700	0	(2,700)
<u>EQUIPMENT</u>							
011-200-6310	FURNITURE, FIXTURE	11,290	0	0	0	0	0
TOTAL EQUIPMENT		11,290	0	0	0	0	0
<u>VEHICLES</u>							
011-200-6401	MOTOR VEHICLES	159,128	230,720	183,717	230,720	108,795	(121,925)
011-200-6401	NEXT YEAR NOTES: FY 2016-17 \$108,795 (2) Police Vehicles						
TOTAL VEHICLES		159,128	230,720	183,717	230,720	108,795	(121,925)
TOTAL 200-POLICE		4,525,627	4,739,040	3,178,441	4,237,660	4,553,989	316,329
		=====	=====	=====	=====	=====	=====

Dept. 201 – Narcotics Task Force

General Fund

The Narcotics Task Force was established by the City Council in fiscal year 2006-07, and is funded through the levy of an ad valorem tax rate to the extent that expenses exceed property seizures. The Task Force protects the lives and property of the citizens through penetration of major drug organizations and elimination of their operations.

ACHIEVEMENTS

- Continued working with Department Homeland Security as well as ATF (Alcohol, Tobacco and Firearms), and DEA (Drug Enforcement Administration) and with the combined efforts have successfully prosecuted cases and have had continued success with the forfeiture of assets.
- Developed contacts with other agencies Federal/Local and assisted working with drug traffickers that are based in other cities but utilize Big Spring to facilitate their sales.
- Utilized Texas Narcotics Officers Association resources attaining new sources of information on criminal activity and investigation techniques
- Acquired new surveillance equipment.
- Promoted positive relations within the community by participating in the DEA Prescription Drug Take Back Program, participating in drug awareness and training Howard College resident assistants and participation in Halloween programs at elementary schools and investigating public tips on the Howard County Crime Stoppers website and investigating tips from anonymous callers.

GOALS

- To update the current remote surveillance equipment with newer technology.
- To continue to seek new sources of information on criminal activity as well as new techniques in investigations by utilizing Texas Narcotics Officers Association resources.
 - a) Continue to participate in the DEA Drug Take Back program.
 - b) Continue to investigate tips left by the public on the Howard County Crime Stoppers website.
 - c) Educate the public/children the dangers of methamphetamine.

	Actual 2014-15	Revised 2015-16	Proposed 2016-17
50 – Personnel Services	\$ 0	\$405,363	\$412,408
51 – Supplies and Materials	0	17,900	19,400
54 – Maintenance of Equipment	0	700	500
55 – Contractual Services	0	63,361	63,361
Total	\$ 0	\$487,324	\$495,669

Budget Highlights:

5515 – Hire of Equipment – Annual rental payments for vehicles.

5117 – Minor Apparatus – Drug testing kits.

002-GENERAL FUND

011-POLICE

201-NARCOTICS TASK FORCE

ACCOUNT #	ACCOUNT NAME	PRIOR-YR ACTUAL	--CURRENT YEAR-- BUDGET	ACTUAL	REVISED BUDGET	PROPOSED BUDGET	VARIANCE
<u>PERSONNEL SERVICES</u>							
011-201-5010	SALARIES	0	0	153,222	287,202	285,682	(1,520)
011-201-5022	VACATION BUY BACK	0	0	3,276	4,910	4,910	0
011-201-5035	OVERTIME	0	0	630	1,000	1,000	0
011-201-5045	LONGEVITY	0	0	2,437	2,525	2,590	65
011-201-5050	RETIREMENT	0	0	24,491	48,751	50,950	2,199
011-201-5055	STANDBY PAY	0	0	375	375	0	(375)
011-201-5060	GROUP INSURANCE	0	0	14,371	28,061	31,760	3,699
011-201-5065	WORKERS' COMPENSATION	0	0	8,382	8,382	12,329	3,947
011-201-5070	RETIREMENT-DEFERRED COM	0	0	9,380	16,449	16,369	(80)
011-201-5075	LIFE & DISABILITY INSUR	0	0	1,234	2,929	1,655	(1,274)
011-201-5080	MEDICARE	0	0	2,377	4,329	4,308	(21)
011-201-5085	UNEMPLOYMENT TAXES	<u>0</u>	<u>0</u>	<u>513</u>	<u>450</u>	<u>855</u>	<u>405</u>
TOTAL PERSONNEL SERVICES		0	0	220,689	405,363	412,408	7,045
<u>SUPPLIES & MATERIALS</u>							
011-201-5110	OFFICE SUPPLIES	0	0	1,281	3,800	3,400	(400)
011-201-5114	WEARING APPAREL	0	0	2,700	3,600	4,000	400
011-201-5116	GASOLINE, OIL & GREASE	0	0	3,634	7,500	8,000	500
011-201-5117	MINOR APPARATUS	<u>0</u>	<u>0</u>	<u>964</u>	<u>3,000</u>	<u>4,000</u>	<u>1,000</u>

002-GENERAL FUND
 011-POLICE
 201-NARCOTICS TASK FORCE

ACCOUNT #	ACCOUNT NAME	PRIOR-YR ACTUAL	--CURRENT YEAR-- BUDGET	ACTUAL	REVISED BUDGET	PROPOSED BUDGET	VARIANCE
TOTAL SUPPLIES & MATERIALS		0	0	8,579	17,900	19,400	1,500
<u>MAINTENANCE OF EQUIPMENT</u>							
011-201-5412	VEHICLE MAINTENANCE	0	0	202	500	500	0
011-201-5415	MAINTENANCE OF RADIOS	0	0	0	200	0	(200)
TOTAL MAINTENANCE OF EQUIPMENT		0	0	202	700	500	(200)
<u>CONTRACTUAL SERVICES</u>							
011-201-5511	COMMUNICATIONS	0	0	3,842	5,100	5,100	0
011-201-5515	HIRE OF EQUIPMENT	0	0	21,006	32,574	32,574	0
011-201-5520	INSURANCE	0	0	2,187	2,187	2,187	0
011-201-5521-06	SPECIAL SERVICES-NARCOT	0	0	11,000	15,000	15,000	0
011-201-5530	TRAVEL EXPENSE	0	0	3,140	7,000	7,000	0
011-201-5555	EDUCATION & TRAINING	0	0	0	1,500	1,500	0
TOTAL CONTRACTUAL SERVICES		0	0	41,174	63,361	63,361	0
<u>EQUIPMENT</u>							
<u>VEHICLES</u>							
TOTAL 201-NARCOTICS TASK FORCE		0	0	270,645	487,324	495,669	8,345
		=====	=====	=====	=====	=====	=====

Dept. 240 – Animal Control

General Fund

Animal Control is staffed by certified animal wardens under the supervision of the Police Department. The division provides services to the City and the County by enforcing city ordinances and state law, impounding/quarantining at-large animals, and necessary disposal of dead animals on a daily basis either on schedule or call out.

ACHIEVEMENTS

- Filled all personnel positions and completed state mandated certification/training for all employees.
- Established a network of over 90 rescues across the nation to help facilitate the goal of becoming a “No Kill” shelter.
- Achieved a live release rate for all dogs at the shelter of 88.4%, up from 64% in 2014.
- Created a shelter volunteer program with online sign-up capabilities and volunteers are working over 80 hours

GOALS

- Continue partnerships with rescue organizations to achieve the City Council’s resolution of becoming a “No Kill” shelter by 2017.
- Continue to maintain mandated training levels for all personnel and shelter facilities.

	Actual 2014-15	Revised 2015-16	Proposed 2016-17
50 – Personnel Services	\$165,614	\$232,722	\$245,994
51 – Supplies and Materials	30,959	33,265	33,915
53 – Maint. Of Bldg./Structures	3,512	4,500	1,100
54 – Maintenance of Equipment	22,538	25,180	24,280
55 – Contractual Services	16,306	24,652	24,590
56 – Miscellaneous	25,000	0	0
64 – Vehicles	0	23,919	0
Total	\$263,929	\$344,238	\$329,879

Budget Highlights:

5521 – Special Services – Cost associated with animal care.
 5530 – Travel & Training Expenses – Training for wardens.

002-GENERAL FUND
011-POLICE
240-ANIMAL CONTROL

ACCOUNT #	ACCOUNT NAME	PRIOR-YR ACTUAL	--CURRENT YEAR-- BUDGET	ACTUAL	REVISED BUDGET	PROPOSED BUDGET	VARIANCE
<u>PERSONNEL SERVICES</u>							
011-240-5010	SALARIES	103,343	153,192	111,072	152,382	153,202	820
011-240-5035	OVERTIME	5,723	3,200	7,184	7,200	4,000	(3,200)
011-240-5045	LONGEVITY	37	462	55	462	735	273
011-240-5050	RETIREMENT	18,678	26,251	18,953	26,371	27,618	1,247
011-240-5055	STANDBY PAY	3,538	3,900	2,805	3,900	3,900	0
011-240-5060	GROUP INSURANCE	19,215	27,600	22,251	23,300	34,621	11,321
011-240-5065	WORKERS' COMPENSATION	4,617	4,617	4,617	4,617	8,254	3,637
011-240-5070	RETIREMENT-DEFERRED COM	6,124	8,858	7,180	9,458	8,873	(585)
011-240-5075	LIFE & DISABILITY INSUR	2,365	1,751	1,040	1,751	1,601	(150)
011-240-5080	MEDICARE	1,627	2,331	1,789	2,431	2,335	(96)
011-240-5085	UNEMPLOYMENT TAXES	<u>347</u>	<u>450</u>	<u>824</u>	<u>850</u>	<u>855</u>	<u>5</u>
TOTAL PERSONNEL SERVICES		165,614	232,612	177,770	232,722	245,994	13,272

SUPPLIES & MATERIALS

011-240-5110	OFFICE SUPPLIES	400	500	454	500	450	(50)
011-240-5114	WEARING APPAREL	933	1,200	866	1,200	900	(300)
011-240-5115	ANIMAL FOOD	3,253	3,500	2,772	3,500	3,500	0
011-240-5116	GASOLINE, OIL & GREASE	16,614	19,570	9,040	12,000	13,000	1,000
011-240-5117	MINOR APPARATUS	1,470	2,500	2,353	2,500	2,500	0
011-240-5118	JANITORIAL SUPPLIES	853	800	2,569	4,100	4,100	0

002-GENERAL FUND
011-POLICE
240-ANIMAL CONTROL

ACCOUNT #	ACCOUNT NAME	PRIOR-YR ACTUAL	--CURRENT YEAR-- BUDGET	ACTUAL	REVISED BUDGET	PROPOSED BUDGET	VARIANCE
011-240-5119	CHEMICALS	(56)	0	0	0	0	0
011-240-5120	MEDICAL & SURGICAL	6,188	4,800	5,388	8,015	8,015	0
011-240-5124	POSTAGE	5	0	0	0	0	0
011-240-5128	UTILITIES	<u>1,298</u>	<u>1,200</u>	<u>1,170</u>	<u>1,450</u>	<u>1,450</u>	<u>0</u>
TOTAL SUPPLIES & MATERIALS		30,959	34,070	24,611	33,265	33,915	650
<u>MAINTENANCE OF BUILDINGS/</u>							
011-240-5311	MAINTENANCE OF BUILDING	3,512	1,000	1,014	1,000	1,000	0
011-240-5314	MAINTENANCE OF SANITARY	<u>0</u>	<u>100</u>	<u>0</u>	<u>3,500</u>	<u>100</u>	<u>(3,400)</u>
TOTAL MAINTENANCE OF BUILDINGS/		3,512	1,100	1,014	4,500	1,100	(3,400)
<u>MAINTENANCE OF EQUIPMENT</u>							
011-240-5412	VEHICLE MAINTENANCE	22,257	23,460	18,207	23,460	23,460	0
011-240-5413	MAINTENANCE OF FIRE APP	49	70	0	70	70	0
011-240-5415	MAINTENANCE OF RADIOS	12	500	0	500	500	0
011-240-5422	MAINT. HEATING & COOLIN	<u>221</u>	<u>500</u>	<u>17</u>	<u>1,150</u>	<u>250</u>	<u>(900)</u>
011-240-5422	CURRENT YEAR NOTES: FY 2015-16 Replace two Window Unit Air Conditioners in animal shelter, because of hail storm damage.						
TOTAL MAINTENANCE OF EQUIPMENT		22,538	24,530	18,224	25,180	24,280	(900)

002-GENERAL FUND
 011-POLICE
 240-ANIMAL CONTROL

ACCOUNT #	ACCOUNT NAME	PRIOR-YR ACTUAL	--CURRENT YEAR-- BUDGET	ACTUAL	REVISED BUDGET	PROPOSED BUDGET	VARIANCE
<u>CONTRACTUAL SERVICES</u>							
011-240-5511	COMMUNICATIONS	1,165	700	1,107	1,655	1,655	0
011-240-5520	INSURANCE	1,970	2,020	2,082	2,082	2,020	(62)
011-240-5521	SPECIAL SERVICES	8,360	6,000	7,646	11,815	11,815	0
011-240-5530	TRAVEL EXPENSE	75	2,000	1,102	2,000	2,000	0
011-240-5550	ELECTRICITY	2,685	4,400	2,334	4,400	4,400	0
011-240-5560	GAS FOR HEATING	<u>2,050</u>	<u>2,000</u>	<u>1,852</u>	<u>2,700</u>	<u>2,700</u>	<u>0</u>
TOTAL CONTRACTUAL SERVICES		16,306	17,120	16,123	24,652	24,590	(62)
<u>MISCELLANEOUS</u>							
011-240-5616	JUDGEMENTS & DAMAGES	<u>25,000</u>	<u>0</u>	<u>0</u>	<u>0</u>	<u>0</u>	<u>0</u>
TOTAL MISCELLANEOUS		25,000	0	0	0	0	0
<u>VEHICLES</u>							
011-240-6401	MOTOR VEHICLES	<u>0</u>	<u>26,000</u>	<u>23,919</u>	<u>23,919</u>	<u>0</u>	<u>(23,919)</u>
TOTAL VEHICLES		<u>0</u>	<u>26,000</u>	<u>23,919</u>	<u>23,919</u>	<u>0</u>	<u>(23,919)</u>
TOTAL 240-ANIMAL CONTROL		<u>263,929</u>	<u>335,432</u>	<u>261,660</u>	<u>344,238</u>	<u>329,879</u>	<u>(14,359)</u>
DEPARTMENTAL NOTES							
TOTAL 011-POLICE		<u>4,789,556</u>	<u>5,074,472</u>	<u>3,710,746</u>	<u>5,064,648</u>	<u>5,379,537</u>	<u>314,889</u>

Dept. 210 – Fire

General Fund

The Fire Department provides prevention and suppression services necessary for the protection of lives and property within the City.

ACHIEVEMENTS

- Accomplished a 100% integrated SCBA's.
- Improved training of on-duty personnel.
- Updated radio communication with handheld radios.
- Improved retention of employees.
- Improved wellness program.
- Reduced overtime.

GOALS

- Continue to improve training.
- Continue to increase safety by assigning three firefighters on each fire truck.
- Continue to improve fire hydrant maintenance
- Continue to achieve 100% composite SCBA bottles.
- Continue to reduce overtime.

	Actual 2014-15	Revised 2015-16	Proposed 2016-17
50 – Personnel Services	\$3,545,653	\$3,568,383	\$3,205,724
51 – Supplies and Materials	128,630	113,550	122,275
53 – Maintenance of Bldg./Structures	23,231	44,000	10,000
54 – Maintenance of Equipment	129,564	99,111	120,280
55 – Contractual Services	81,150	88,493	89,298
56 – Miscellaneous	1,018	41	0
63 – Equipment	0	28,500	0
64 – Vehicles	647,899	0	0
Total	\$4,557,145	\$3,942,078	\$3,547,577

Budget Highlights:

5114 – Wearing Apparel – Continued TCFP mandated replacement of bunker gear.
5123 – Other Supplies – Includes rental of cylinders and oxygen.

002-GENERAL FUND
012-FIRE
210-FIRE

ACCOUNT #	ACCOUNT NAME	PRIOR-YR ACTUAL	--CURRENT YEAR-- BUDGET	ACTUAL	REVISED BUDGET	PROPOSED BUDGET	VARIANCE
<u>PERSONNEL SERVICES</u>							
012-210-5010	SALARIES	2,104,912	2,103,870	1,560,565	2,118,870	1,997,666	(121,204)
012-210-5015	AUTO ALLOWANCE	7,250	7,200	5,200	7,800	7,800	0
012-210-5021	TERMINATION PAY	55,081	55,000	70,194	83,600	55,000	(28,600)
012-210-5022	VACATION BUY BACK	25,488	25,500	26,440	26,500	25,500	(1,000)
012-210-5035	OVERTIME	429,137	225,000	333,397	470,000	225,000	(245,000)
012-210-5045	LONGEVITY	22,068	27,695	26,304	23,995	25,486	1,491
012-210-5050	RETIREMENT	339,483	317,754	283,608	363,754	303,739	(60,015)
012-210-5060	GROUP INSURANCE	279,908	259,951	205,260	252,451	301,703	49,252
012-210-5065	WORKERS' COMPENSATION	56,017	56,017	56,018	56,017	72,587	16,570
012-210-5070	RETIREMENT-DEFERRED COM	143,745	134,679	120,163	96,679	128,705	32,026
012-210-5075	LIFE & DISABILITY INSUR	43,848	22,251	13,831	22,251	21,315	(936)
012-210-5080	MEDICARE	37,170	34,596	28,895	38,596	33,870	(4,726)
012-210-5085	UNEMPLOYMENT TAXES	<u>1,547</u>	<u>3,870</u>	<u>7,817</u>	<u>7,870</u>	<u>7,353</u>	<u>(517)</u>
TOTAL PERSONNEL SERVICES		3,545,653	3,273,383	2,737,691	3,568,383	3,205,724	(362,659)
<u>SUPPLIES & MATERIALS</u>							
012-210-5110	OFFICE SUPPLIES	6,431	4,000	5,797	5,500	4,000	(1,500)
012-210-5112	FOOD SUPPLIES	783	650	280	400	600	200
012-210-5114	WEARING APPAREL	37,127	38,000	33,463	38,000	38,000	0
012-210-5116	GASOLINE, OIL & GREASE	38,437	36,050	19,495	27,000	36,050	9,050

002-GENERAL FUND

012-FIRE

210-FIRE

ACCOUNT #	ACCOUNT NAME	PRIOR-YR	--CURRENT YEAR--		REVISED	PROPOSED	VARIANCE
		ACTUAL	BUDGET	ACTUAL	BUDGET	BUDGET	
012-210-5117	MINOR APPARATUS	29,334	40,818	20,893	28,000	28,000	0
012-210-5118	JANITORIAL SUPPLIES	5,486	5,500	2,345	4,000	5,000	1,000
012-210-5119	CHEMICALS	945	1,000	82	1,000	1,000	0
012-210-5123	OTHER SUPPLIES	4,332	4,700	3,415	4,500	4,500	0
012-210-5124	POSTAGE	251	100	144	150	125	(25)
012-210-5128	UTILITIES	<u>5,505</u>	<u>5,000</u>	<u>3,921</u>	<u>5,000</u>	<u>5,000</u>	<u>0</u>

012-210-5112 PERMANENT NOTES:
Rehab supplies for incident scenes, transfer crew meals and training.

012-210-5114 PERMANENT NOTES:
In August of 2007 the TCFP adopted a part of NFPA 1851 that requires a mandatory 10 year replacement for bunker gear.

012-210-5123 PERMANENT NOTES:
Drinking Water, Rental of Air, Medical Oxygen

TOTAL SUPPLIES & MATERIALS	128,630	135,818	89,834	113,550	122,275	8,725
----------------------------	---------	---------	--------	---------	---------	-------

MAINTENANCE OF BUILDINGS/

012-210-5311	MAINTENANCE OF BUILDING	<u>23,231</u>	<u>40,000</u>	<u>40,277</u>	<u>44,000</u>	<u>10,000</u>	<u>(34,000)</u>
TOTAL MAINTENANCE OF BUILDINGS/	23,231	40,000	40,277	44,000	10,000	(34,000)	

MAINTENANCE OF EQUIPMENT

012-210-5411	MAINT. FURNITURE & FIXT	1,645	1,528	1,081	1,300	1,530	230
012-210-5412	VEHICLE MAINTENANCE	120,387	112,200	67,614	90,000	110,000	20,000
012-210-5413	FIRE APPARATUS	5,675	6,300	4,047	5,000	6,000	1,000
012-210-5415	MAINTENANCE OF RADIOS	441	750	65	200	200	0

002-GENERAL FUND

012-FIRE

210-FIRE

ACCOUNT #	ACCOUNT NAME	PRIOR-YR ACTUAL	--CURRENT YEAR-- BUDGET	ACTUAL	REVISED BUDGET	PROPOSED BUDGET	VARIANCE
012-210-5417	MAINTENANCE OF MOWERS	46	100	15	50	50	0
012-210-5422	MAINT HEATING & COOLING	1,370	2,500	1,709	2,500	2,500	0
012-210-5425	MAINT. MACHINERY, TOOLS	<u>0</u>	<u>0</u>	<u>61</u>	<u>61</u>	<u>0</u>	<u>(61)</u>
TOTAL MAINTENANCE OF EQUIPMENT		129,564	123,378	74,592	99,111	120,280	21,169
<u>CONTRACTUAL SERVICES</u>							
012-210-5511	COMMUNICATIONS	10,496	7,200	8,077	10,000	7,200	(2,800)
012-210-5515	HIRE OF EQUIPMENT	1,462	2,700	1,776	2,000	2,500	500
012-210-5520	INSURANCE	8,547	8,761	10,577	10,577	10,577	0
012-210-5521	SPECIAL SERVICES	58	0	0	0	0	0
012-210-5530	TRAVEL EXPENSE	4,480	3,000	2,858	2,900	3,000	100
012-210-5535	RENTS	23,473	34,121	11,485	34,121	34,121	0
012-210-5540	DUES & SUBSCRIPTIONS	876	550	772	995	550	(445)
012-210-5541	PERMITS,LICENSES,TESTIN	6,657	6,300	5,335	5,700	6,300	600
012-210-5550	ELECTRICITY	12,395	11,550	6,526	10,500	11,550	1,050
012-210-5555	EDUCATION & TRAINING	7,597	10,000	6,299	8,700	9,000	300
012-210-5560	GAS FOR HEATING	<u>5,109</u>	<u>4,600</u>	<u>3,206</u>	<u>3,000</u>	<u>4,500</u>	<u>1,500</u>
TOTAL CONTRACTUAL SERVICES		81,150	88,782	56,911	88,493	89,298	805

002-GENERAL FUND
 012-FIRE
 210-FIRE

ACCOUNT #	ACCOUNT NAME	PRIOR-YR ACTUAL	--CURRENT YEAR-- BUDGET ACTUAL		REVISED BUDGET	PROPOSED BUDGET	VARIANCE
<u>MISCELLANEOUS</u>							
012-210-5616	JUDGEMENTS & DAMAGES	1,012	0	0	0	0	0
012-210-5645	LATE PAY FEES & PENALTI	6	0	41	41	0	(41)
TOTAL MISCELLANEOUS		1,018	0	41	41	0	(41)
<u>EQUIPMENT</u>							
012-210-6311	MACHINERY & EQUIPMENT	0	22,000	22,000	22,000	0	(22,000)
012-210-6317	HEATING & COOLING	0	0	6,500	6,500	0	(6,500)
TOTAL EQUIPMENT		0	22,000	28,500	28,500	0	(28,500)
<u>VEHICLES</u>							
012-210-6401	MOTOR VEHICLES	8,000	0	0	0	0	0
012-210-6402	FIRE APPARATUS	639,899	0	0	0	0	0
TOTAL VEHICLES		647,899	0	0	0	0	0
TOTAL 210-FIRE		4,557,145	3,683,361	3,027,846	3,942,078	3,547,577	(394,501)
		=====	=====	=====	=====	=====	=====

DEPARTMENTAL NOTES

Dept. 230 – Fire Marshal

General Fund

The Fire Marshal is responsible for fire prevention and the investigation of all fires and other hazardous incidents within the City of Big Spring. He also conducts inspections of commercial businesses, schools, and other public buildings.

ACHIEVEMENTS

- Reduced overtime.
- Continued training of Assistant Fire Marshal.
- Training of arson K-9.

GOALS

- Improve training.
- Have a smooth transition of the Fire Marshal Office.
- Update record keeping.
- Inquire/research on new software for reporting.

	Actual 2014-15	Revised 2015-16	Proposed 2016-17
50 – Personnel Services	\$232,124	\$230,368	\$123,206
51 – Supplies and Materials	7,388	9,520	7,900
54 – Maintenance of Equipment	282	3,500	1,600
55 – Contractual Services	7,102	8,276	5,362
64 – Vehicles	0	23,500	0
Total	\$246,896	\$275,164	\$138,068

Budget Highlights:

5113 – Animal Expenses – All costs associated with the arson K-9 dog, including food, handler, re-certifications and travel.

002-GENERAL FUND
012-FIRE
230-FIRE MARSHAL

ACCOUNT #	ACCOUNT NAME	PRIOR-YR ACTUAL	--CURRENT YEAR-- BUDGET	ACTUAL	REVISED BUDGET	PROPOSED BUDGET	VARIANCE
<u>PERSONNEL SERVICES</u>							
012-230-5010	SALARIES	162,189	163,602	123,243	160,402	81,268	(79,134)
012-230-5022	VACATION BUY BACK	5,152	5,152	5,294	5,302	5,152	(150)
012-230-5035	OVERTIME	3,136	2,000	0	2,220	2,000	(220)
012-230-5045	LONGEVITY	7,099	8,020	6,302	8,020	3,096	(4,924)
012-230-5050	RETIREMENT	23,088	23,241	18,706	22,041	11,897	(10,144)
012-230-5060	GROUP INSURANCE	13,975	13,901	9,980	12,401	9,121	(3,280)
012-230-5065	WORKERS' COMPENSATION	3,855	3,855	3,855	5,855	2,934	(2,921)
012-230-5070	RETIREMENT-DEFERRED COM	9,786	9,850	7,928	10,650	5,043	(5,607)
012-230-5075	LIFE & DISABILITY INSUR	2,531	1,200	798	1,800	1,197	(603)
012-230-5080	MEDICARE	1,294	1,327	989	1,327	1,327	0
012-230-5085	UNEMPLOYMENT TAXES	<u>18</u>	<u>180</u>	<u>342</u>	<u>350</u>	<u>171</u>	<u>(179)</u>
TOTAL PERSONNEL SERVICES		232,124	232,328	177,438	230,368	123,206	(107,162)
<u>SUPPLIES & MATERIALS</u>							
012-230-5110	OFFICE SUPPLIES	1,002	4,600	3,498	4,000	1,000	(3,000)
012-230-5113	EXPENSES FOR K-9 ARSON	1,030	1,300	572	1,200	1,200	0
012-230-5114	WEARING APPAREL	510	600	65	200	600	400
012-230-5116	GASOLINE, OIL & GREASE	2,073	4,120	1,089	2,200	2,500	300
012-230-5117	MINOR APPARATUS	0	0	20	20	0	(20)
012-230-5123	OTHER SUPPLIES	1,087	1,100	750	1,100	1,100	0

002-GENERAL FUND
012-FIRE
230-FIRE MARSHAL

ACCOUNT #	ACCOUNT NAME	PRIOR-YR ACTUAL	--CURRENT YEAR-- BUDGET	ACTUAL	REVISED BUDGET	PROPOSED BUDGET	VARIANCE
012-230-5124	POSTAGE	0	0	1	0	0	0
012-230-5125	FIRE PREVENTION SUPPLIE	<u>1,688</u>	<u>1,750</u>	<u>165</u>	<u>800</u>	<u>1,500</u>	<u>700</u>
TOTAL SUPPLIES & MATERIALS		7,388	13,470	6,159	9,520	7,900	(1,620)
<u>MAINTENANCE OF EQUIPMENT</u>							
012-230-5412	VEHICLE MAINTENANCE	282	1,530	3,095	3,500	1,500	(2,000)
012-230-5415	MAINTENANCE OF RADIOS	<u>0</u>	<u>110</u>	<u>0</u>	<u>0</u>	<u>100</u>	<u>100</u>
TOTAL MAINTENANCE OF EQUIPMENT		282	1,640	3,095	3,500	1,600	(1,900)
<u>CONTRACTUAL SERVICES</u>							
012-230-5511	COMMUNICATIONS	2,330	1,200	1,725	2,300	1,200	(1,100)
012-230-5520	INSURANCE	792	812	826	826	812	(14)
012-230-5530	TRAVEL EXPENSE	2,005	2,500	2,110	2,500	1,500	(1,000)
012-230-5540	DUES & SUBSCRIPTIONS	1,920	1,545	2,353	2,200	1,125	(1,075)
012-230-5541	PERMITS, LICENSES, TESTI	0	0	35	50	225	175
012-230-5555	EDUCATION & TRAINING	<u>55</u>	<u>500</u>	<u>399</u>	<u>400</u>	<u>500</u>	<u>100</u>
TOTAL CONTRACTUAL SERVICES		7,102	6,557	7,448	8,276	5,362	(2,914)
<u>MISCELLANEOUS</u>							

CITY OF BIG SPRING
 BUDGET PRESENTATION
 AS OF: JUNE 30TH, 2016

002-GENERAL FUND
 012-FIRE
 230-FIRE MARSHAL

ACCOUNT #	ACCOUNT NAME	PRIOR-YR ACTUAL	--CURRENT YEAR-- BUDGET	ACTUAL	REVISED BUDGET	PROPOSED BUDGET	VARIANCE
<u>EQUIPMENT</u>							
<u>VEHICLES</u>							
012-230-6401	MOTOR VEHICLES	<u>0</u>	<u>23,500</u>	<u>23,500</u>	<u>23,500</u>	<u>0</u>	<u>(23,500)</u>
TOTAL VEHICLES		<u>0</u>	<u>23,500</u>	<u>23,500</u>	<u>23,500</u>	<u>0</u>	<u>(23,500)</u>
TOTAL 230-FIRE MARSHAL		<u>246,896</u>	<u>277,495</u>	<u>217,640</u>	<u>275,164</u>	<u>138,068</u>	<u>(137,096)</u>
TOTAL 012-FIRE		<u>4,804,041</u>	<u>3,960,856</u>	<u>3,245,486</u>	<u>4,217,242</u>	<u>3,685,645</u>	<u>(531,597)</u>

Dept. 220 – Municipal Court

General Fund

The Municipal Court has jurisdiction in Class C misdemeanors arising under the Texas criminal statutes and City ordinances. The Court staff prepares and maintains all court records and collects fines assessed by the court.

ACHIEVEMENTS

- Updated and replaced computer hardware and software.
- Improved Courtroom security with metal detectors, panic buttons and security cameras.
- Hired a new warrant officer who completed the Texas Municipal Court Education training. (TMCEC).
- Received Incode in-house training.

GOALS

- To acquire TMCEC Level I Certification for the Deputy Clerks.
- For the Deputy Clerks to obtain Level 1 and Level 2.
- To receive INCODE training and in-house training on Windows Office software
- Build shelves for storage of case files, court documents and office supplies.
- To hire a Howard County Juvenile Case Manager that will be a joint venture between Howard County and The City of Big Spring.
- Update office furniture.
- To launch a Domestic Violence Victim Impact Panel.
- To inquire into Video Magistrate and an electronic storage software and scanners and have it in place for the 2017-18 fiscal year.

	Actual 2014-15	Revised 2015-16	Proposed 2016-17
50 – Personnel Services	\$262,091	\$265,593	\$267,769
51 – Supplies and Materials	5,281	5,300	4,800
53 – Maintenance of Buildings	0	500	0
54 – Maintenance of Equipment	8,355	9,562	11,241
55 – Contractual Services	13,806	12,544	13,994
56 – Miscellaneous	90	360	360
Total	\$289,623	\$293,859	\$298,164

Budget Highlights:

5411 – Maintenance Furniture & Fixtures – Annual maintenance fees to be funded from Technology Escrow.

002-GENERAL FUND
013-CITY JUDGE
220-MUNICIPAL COURT

ACCOUNT #	ACCOUNT NAME	PRIOR-YR ACTUAL	--CURRENT YEAR-- BUDGET	ACTUAL	REVISED BUDGET	PROPOSED BUDGET	VARIANCE
<u>PERSONNEL SERVICES</u>							
013-220-5010	SALARIES	173,380	187,634	131,327	180,634	174,000	(6,634)
013-220-5015	AUTO ALLOWANCE	7,200	7,200	4,800	7,200	7,200	0
013-220-5021	TERMINATION PAY	2,020	0	0	0	0	0
013-220-5022	VACATION BUY BACK	2,357	2,357	2,428	2,357	2,357	0
013-220-5035	OVERTIME	251	0	0	0	0	0
013-220-5045	LONGEVITY	4,383	7,619	5,140	5,219	5,906	687
013-220-5050	RETIREMENT	32,252	33,445	22,832	32,245	32,493	248
013-220-5060	GROUP INSURANCE	22,591	26,441	16,875	20,641	29,400	8,759
013-220-5065	WORKERS' COMPENSATION	636	636	636	636	853	217
013-220-5070	RETIREMENT-DEFERRED COM	10,516	11,285	8,504	10,485	10,439	(46)
013-220-5075	LIFE & DISABILITY INSUR	3,703	1,896	1,102	2,596	1,690	(906)
013-220-5080	MEDICARE	2,765	2,970	2,131	2,970	2,747	(223)
013-220-5085	UNEMPLOYMENT TAXES	<u>36</u>	<u>360</u>	<u>603</u>	<u>610</u>	<u>684</u>	<u>74</u>
TOTAL PERSONNEL SERVICES		262,091	281,843	196,377	265,593	267,769	2,176
<u>SUPPLIES & MATERIALS</u>							
013-220-5110	OFFICE SUPPLIES	2,888	3,000	2,181	3,000	2,500	(500)
013-220-5110-01	MUNICIPAL COURT TECHNOL	0	0	2,469	0	0	0
013-220-5123	OTHER SUPPLIES	20	0	0	0	0	0
013-220-5124	POSTAGE	<u>2,372</u>	<u>3,500</u>	<u>1,020</u>	<u>2,300</u>	<u>2,300</u>	<u>0</u>

002-GENERAL FUND
013-CITY JUDGE
220-MUNICIPAL COURT

ACCOUNT #	ACCOUNT NAME	PRIOR-YR ACTUAL	--CURRENT YEAR-- BUDGET	ACTUAL	REVISED BUDGET	PROPOSED BUDGET	VARIANCE
TOTAL SUPPLIES & MATERIALS		5,281	6,500	5,670	5,300	4,800	(500)
<u>MAINTENANCE OF BUILDINGS/</u>							
013-220-5311	MAINTENANCE OF BUILDING	0	0	0	500	0	(500)
TOTAL MAINTENANCE OF BUILDINGS/		0	0	0	500	0	(500)
<u>MAINTENANCE OF EQUIPMENT</u>							
013-220-5411	MAINT. FURNITURE & FIXT	8,355	9,562	8,772	9,562	11,241	1,679
TOTAL MAINTENANCE OF EQUIPMENT		8,355	9,562	8,772	9,562	11,241	1,679
<u>CONTRACTUAL SERVICES</u>							
013-220-5511	COMMUNICATIONS	4,607	3,500	3,537	3,500	5,100	1,600
013-220-5515	HIRE OF EQUIPMENT	2,062	1,920	1,118	1,920	1,920	0
013-220-5520	INSURANCE	218	224	215	224	224	0
013-220-5521	SPECIAL SERVICES	776	1,200	0	500	700	200
013-220-5530	TRAVEL EXPENSE	2,869	5,400	1,991	3,500	3,500	0
013-220-5540	DUES & SUBSCRIPTIONS	3,273	2,700	2,186	2,850	2,500	(350)
013-220-5555	EDUCATION & TRAINING	0	50	30	50	50	0
013-220-5521	PERMANENT NOTES: Interpreter services for hearing impaired defendants during hearings, trials, magistrations and in court office.						
TOTAL CONTRACTUAL SERVICES		13,806	14,994	9,077	12,544	13,994	1,450

CITY OF BIG SPRING
 BUDGET PRESENTATION
 AS OF: JUNE 30TH, 2016

002-GENERAL FUND
 013-CITY JUDGE
 220-MUNICIPAL COURT

ACCOUNT #	ACCOUNT NAME	PRIOR-YR ACTUAL	--CURRENT YEAR-- BUDGET	ACTUAL	REVISED BUDGET	PROPOSED BUDGET	VARIANCE
<u>MISCELLANEOUS</u>							
013-220-5637	COURT COST	90	360	0	360	360	0
TOTAL MISCELLANEOUS		90	360	0	360	360	0
TOTAL 220-MUNICIPAL COURT		289,623	313,259	219,897	293,859	298,164	4,305
DEPARTMENTAL NOTES							
TOTAL 013-CITY JUDGE		289,623	313,259	219,897	293,859	298,164	4,305

Dept. 300 – Code Enforcement

General Fund

The Department of Code Enforcement/Inspections includes both building inspection and code enforcement activities. The Building Inspector reviews construction permits and conducts inspections to ensure compliance with the adopted building codes. He also reviews to assure compliance within the construction plans. Code Enforcement conducts inspections to ensure compliance with the sub-standard structure, junk vehicles, weedy lots and other City Ordinances.

ACHIEVEMENTS

- Continued sanitary sewer overflow program.
- Continued productivity with the Code Officer position.
- Code Technicians completed the required Code Enforcement training necessary to become registered with the State of Texas.
- Implemented new software to improve the workflow of the Code Enforcement Department.
- Implemented substandard structure removal program.

GOALS

- Code Enforcement Superintendant will become a licensed plumbing inspector.
- Continue to improve the proactive code enforcement process within the department by reducing the amount of complaints received which will allow the Code Office to better schedule the workflow.
- Continue sanitary sewer overflow program.
- Register new Code Technicians as Code Officers.

	Actual 2014-15	Revised 2015-16	Proposed 2016-17
50 – Personnel Services	\$251,757	\$254,024	\$266,924
51 – Supplies and Materials	12,542	9,900	10,050
54 – Maintenance of Equipment	9,340	15,381	14,225
55 – Contractual Services	39,334	69,745	44,641
63 – Equipment	20,790	0	0
Total	\$333,762	\$349,050	\$335,840

Budget Highlights:

002-GENERAL FUND
021-PUBLIC WORKS
300-CODE ENFORCEMENT/INSP

ACCOUNT #	ACCOUNT NAME	PRIOR-YR ACTUAL	--CURRENT YEAR-- BUDGET	ACTUAL	REVISED BUDGET	PROPOSED BUDGET	VARIANCE
<u>PERSONNEL SERVICES</u>							
021-300-5010	SALARIES	167,798	175,932	121,385	170,332	175,941	5,609
021-300-5021	TERMINATION PAY	168	0	348	400	0	(400)
021-300-5022	VACATION BUY BACK	3,051	3,051	1,879	1,951	3,051	1,100
021-300-5035	OVERTIME	2,202	2,500	363	2,500	2,500	0
021-300-5045	LONGEVITY	2,246	3,032	2,424	2,532	3,187	655
021-300-5050	RETIREMENT	29,772	30,131	20,383	32,631	31,672	(959)
021-300-5060	GROUP INSURANCE	29,180	30,000	21,418	28,100	33,698	5,598
021-300-5065	WORKERS' COMPENSATION	1,178	1,178	1,178	1,178	1,635	457
021-300-5070	RETIREMENT-DEFERRED COM	9,734	10,167	7,375	9,267	10,176	909
021-300-5075	LIFE & DISABILITY INSUR	3,820	2,008	1,173	2,008	1,531	(477)
021-300-5080	MEDICARE	2,563	2,675	1,872	2,675	2,678	3
021-300-5085	UNEMPLOYMENT TAXES	45	450	731	450	855	405
TOTAL PERSONNEL SERVICES		251,757	261,124	180,530	254,024	266,924	12,900
<u>SUPPLIES & MATERIALS</u>							
021-300-5110	OFFICE SUPPLIES	4,864	5,000	3,254	5,000	5,000	0
021-300-5114	WEARING APPAREL	1,042	750	0	500	500	0
021-300-5116	GASOLINE, OIL, & GREASE	3,434	6,180	1,291	2,500	3,000	500
021-300-5117	MINOR APPARATUS	376	50	356	400	250	(150)
021-300-5118	JANITORIAL SUPPLIES	198	100	505	300	100	(200)

002-GENERAL FUND
021-PUBLIC WORKS
300-CODE ENFORCEMENT/INSP

ACCOUNT #	ACCOUNT NAME	PRIOR-YR	--CURRENT YEAR--		REVISED	PROPOSED	VARIANCE
		ACTUAL	BUDGET	ACTUAL	BUDGET	BUDGET	
021-300-5124	POSTAGE	2,626	1,000	827	1,200	1,200	0
021-300-5128	UTILITIES	<u>0</u>	<u>0</u>	<u>10</u>	<u>0</u>	<u>0</u>	<u>0</u>
TOTAL SUPPLIES & MATERIALS		12,542	13,080	6,243	9,900	10,050	150
<u>MAINTENANCE OF EQUIPMENT</u>							
021-300-5411	MAINT. FURNITURE & FIXT	4,339	6,881	6,881	6,881	7,225	344
021-300-5412	VEHICLE MAINTENANCE	<u>5,000</u>	<u>7,000</u>	<u>8,197</u>	<u>8,500</u>	<u>7,000</u>	<u>(1,500)</u>
TOTAL MAINTENANCE OF EQUIPMENT		9,340	13,881	15,078	15,381	14,225	(1,156)
<u>CONTRACTUAL SERVICES</u>							
021-300-5511	COMMUNICATIONS	5,202	6,040	3,745	5,500	5,500	0
021-300-5515	HIRE OF EQUIPMENT	3,999	4,000	3,214	4,000	4,000	0
021-300-5520	INSURANCE	1,064	1,091	1,097	1,091	1,091	0
021-300-5521	SPECIAL SERVICES	17,337	15,000	603	1,500	5,000	3,500
021-300-5521-01	WEEDY LOTS MAINTENANCE	9,534	15,000	43,789	50,000	25,000	(25,000)
021-300-5521-05	SPECIAL SERVICES-ENGINE	0	0	3,600	3,600	0	(3,600)
021-300-5525	ADVERTISING	282	900	1,134	1,500	1,500	0
021-300-5530	TRAVEL EXPENSE	1,178	1,600	290	1,600	1,600	0
021-300-5540	DUES & SUBSCRIPTIONS	366	400	106	400	400	0
021-300-5541	PERMITS,LICENSES, TESTI	91	250	156	250	250	0
021-300-5555	EDUCATION & TRAINING	<u>281</u>	<u>300</u>	<u>304</u>	<u>304</u>	<u>300</u>	<u>(4)</u>

CITY OF BIG SPRING
 BUDGET PRESENTATION
 AS OF: JUNE 30TH, 2016

002-GENERAL FUND
 021-PUBLIC WORKS
 300-CODE ENFORCEMENT/INSP

ACCOUNT #	ACCOUNT NAME	PRIOR-YR ACTUAL	--CURRENT YEAR-- BUDGET	ACTUAL	REVISED BUDGET	PROPOSED BUDGET	VARIANCE
TOTAL CONTRACTUAL SERVICES		39,334	44,581	58,038	69,745	44,641	(25,104)
<u>MISCELLANEOUS</u>		-----	-----	-----	-----	-----	-----
<u>EQUIPMENT</u>		-----	-----	-----	-----	-----	-----
021-300-6310	FURNITURE, FIXTURE	<u>20,790</u>	<u>0</u>	<u>0</u>	<u>0</u>	<u>0</u>	<u>0</u>
TOTAL EQUIPMENT		20,790	0	0	0	0	0
<u>VEHICLES</u>		=====	=====	=====	=====	=====	=====
TOTAL 300-CODE ENFORCEMENT/INSP		<u>333,762</u>	<u>332,666</u>	<u>259,890</u>	<u>349,050</u>	<u>335,840</u>	<u>(13,210)</u>

Dept. 310 – General Maintenance

General Fund

This department provides construction, renovation and maintenance services to all departments and to provide clean and well-maintained city-owned properties and facilities for our citizens.

ACHIEVEMENTS

- Continued preventive maintenance on City Facilities.

GOALS

- Continue to improve so additional savings can be made.

	Actual 2014-15	Revised 2015-16	Proposed 2016-17
50 – Personnel Services	\$101,128	\$96,174	\$107,881
51 – Supplies & Materials	3,850	7,850	6,150
54 – Maintenance of Equipment	27,606	22,500	10,000
55 – Contractual Services	4,782	3,792	5,292
Total	\$137,365	\$130,316	\$129,323

Budget Highlights:

002-GENERAL FUND
021-PUBLIC WORKS
310-GENERAL MAINTENANCE

ACCOUNT #	ACCOUNT NAME	PRIOR-YR ACTUAL	--CURRENT YEAR-- BUDGET	ACTUAL	REVISED BUDGET	PROPOSED BUDGET	VARIANCE
<u>PERSONNEL SERVICES</u>							
021-310-5010	SALARIES	62,601	64,178	43,718	59,478	64,187	4,709
021-310-5022	VACATION BUY BACK	1,156	1,156	1,191	1,156	1,156	0
021-310-5035	OVERTIME	588	1,000	94	1,000	1,000	0
021-310-5045	LONGEVITY	1,062	1,402	1,102	1,402	1,398	(4)
021-310-5050	RETIREMENT	11,777	11,698	7,354	9,340	12,286	2,946
021-310-5055	STANDBY PAY	3,913	3,905	2,805	3,905	3,900	(5)
021-310-5060	GROUP INSURANCE	11,127	11,040	8,286	11,040	14,019	2,979
021-310-5065	WORKERS' COMPENSATION	2,577	2,577	2,577	2,577	3,936	1,359
021-310-5070	RETIREMENT-DEFERRED COM	3,846	3,947	2,902	4,117	3,947	(170)
021-310-5075	LIFE & DISABILITY	1,453	734	399	914	671	(243)
021-310-5080	MEDICARE	1,010	1,039	726	1,039	1,039	0
021-310-5085	UNEMPLOYMENT TAXES	<u>18</u>	<u>180</u>	<u>205</u>	<u>206</u>	<u>342</u>	<u>136</u>
TOTAL PERSONNEL SERVICES		101,128	102,856	71,361	96,174	107,881	11,707
<u>SUPPLIES & MATERIALS</u>							
021-310-5112	FOOD SUPPLIES	0	0	32	0	0	0
021-310-5114	WEARING APPAREL	490	500	521	600	600	0
021-310-5116	GASOLINE, OIL & GREASE	2,304	515	3,731	4,000	2,400	(1,600)
021-310-5117	MINOR APARATUS	699	3,376	1,822	2,500	2,500	0
021-310-5118	JANITORIAL SUPPLIES	0	0	216	350	250	(100)

002-GENERAL FUND
 021-PUBLIC WORKS
 310-GENERAL MAINTENANCE

ACCOUNT #	ACCOUNT NAME	PRIOR-YR ACTUAL	--CURRENT YEAR-- BUDGET	ACTUAL	REVISED BUDGET	PROPOSED BUDGET	VARIANCE
021-310-5123	OTHER SUPPLIES	<u>356</u>	<u>400</u>	<u>123</u>	<u>400</u>	<u>400</u>	<u>0</u>
	TOTAL SUPPLIES & MATERIALS	3,850	4,791	6,446	7,850	6,150	(1,700)
<u>MAINTENANCE OF BUILDINGS/</u>							
<u>MAINTENANCE OF EQUIPMENT</u>							
021-310-5412	VEHICLE MAINTENANCE	<u>27,606</u>	<u>10,000</u>	<u>21,887</u>	<u>22,500</u>	<u>10,000</u>	<u>(12,500)</u>
	TOTAL MAINTENANCE OF EQUIPMENT	27,606	10,000	21,887	22,500	10,000	(12,500)
<u>CONTRACTUAL SERVICES</u>							
021-310-5511	COMMUNICATIONS	180	960	290	400	400	0
021-310-5520	INSURANCE	514	527	891	892	892	0
021-310-5530	TRAVEL EXPENSE	1,175	2,500	0	0	1,500	1,500
021-310-5550	ELECTRICITY	<u>2,913</u>	<u>3,630</u>	<u>1,796</u>	<u>2,500</u>	<u>2,500</u>	<u>0</u>
	TOTAL CONTRACTUAL SERVICES	4,782	7,617	2,977	3,792	5,292	1,500
<u>MISCELLANEOUS</u>							
<u>EQUIPMENT</u>							
<u>VEHICLES</u>							
	TOTAL 310-GENERAL MAINTENANCE	<u>137,365</u>	<u>125,264</u>	<u>102,671</u>	<u>130,316</u>	<u>129,323</u>	<u>(993)</u>

CITY OF BIG SPRING
BUDGET PRESENTATION
AS OF: JUNE 30TH, 2016

002-GENERAL FUND
021-PUBLIC WORKS
310-GENERAL MAINTENANCE

ACCOUNT #	ACCOUNT NAME	PRIOR-YR ACTUAL	--CURRENT YEAR-- BUDGET	ACTUAL	REVISED BUDGET	PROPOSED BUDGET	VARIANCE
TOTAL	021-PUBLIC WORKS	471,127	457,930	362,560	479,366	465,163	(14,203)
		=====	=====	=====	=====	=====	=====

Dept. 320 – Streets

General Fund

The Street Department maintains and repairs 189 miles of paved streets as well as curbs, gutters, and storm sewers. The department also maintains a seal coat schedule for all paved streets.

ACHIEVEMENTS

- Extended street life through continuation of seal coat program.
- Continue the used of millings in high maintenance areas
- Continue to apply Slurry seal to streets for asphalt rejuvenation.

GOALS

- Continue to extend street life through of seal coat program.
- Continue use of millings in high maintenance areas.
- Continue striping major streets in the City.
- Continue weed control in roadways.
- Continue crack sealing of streets

	Actual 2014-15	Revised 2015-16	Proposed 2016-17
50 – Personnel Services	\$740,960	\$707,190	\$752,291
51 – Supplies and Materials	76,813	130,590	63,990
53 – Maint. of Bldg./Structures	181,128	153,000	153,000
54 – Maint. of Equipment	142,317	132,480	139,480
55 – Contractual Services	356,061	356,291	356,291
56 – Miscellaneous	1	0	0
57 – Debt Service	64	0	0
62 – Buildings & Structures	0	365,000	500,000
63 – Equipment	18,495	0	0
64 – Vehicles	0	433,048	42,681
Total	\$1,515,839	\$2,277,599	\$2,007,733

Budget Highlights:

5320 – Street Markers - Replacement of street signs in residential neighborhoods.

6404 – Heavy Equipment – (PB) Pot hole flat bed 1 Ton Pickup.

6219 – Building & Structures – (PB) Seal Coating.

002-GENERAL FUND
022-HIGHWAYS & STREETS
320-STREETS

ACCOUNT #	ACCOUNT NAME	PRIOR-YR ACTUAL	--CURRENT YEAR-- BUDGET	ACTUAL	REVISED BUDGET	PROPOSED BUDGET	VARIANCE
<u>PERSONNEL SERVICES</u>							
022-320-5010	SALARIES	467,783	491,002	339,274	448,002	452,999	4,997
022-320-5021	TERMINATION PAY	441	0	0	0	7,400	7,400
022-320-5022	VACATION BUY BACK	2,197	2,197	4,927	5,197	2,197	(3,000)
022-320-5035	OVERTIME	7,983	12,000	1,493	8,000	10,000	2,000
022-320-5045	LONGEVITY	11,846	15,170	12,591	12,670	13,534	864
022-320-5050	RETIREMENT	83,828	85,613	58,033	89,113	84,383	(4,730)
022-320-5055	STANDBY PAY	3,913	3,900	2,655	1,845	3,900	2,055
022-320-5060	GROUP INSURANCE	80,852	78,544	55,499	63,344	88,621	25,277
022-320-5065	WORKERS' COMPENSATION	37,161	37,161	37,162	37,161	48,340	11,179
022-320-5070	RETIREMENT-DEFERRED COM	27,286	28,887	21,633	28,487	27,111	(1,376)
022-320-5075	LIFE & DISABILITY INSUR	10,066	5,399	3,164	6,499	4,620	(1,879)
022-320-5080	MEDICARE	7,217	7,602	5,439	5,002	7,134	2,132
022-320-5085	UNEMPLOYMENT TAXES	<u>388</u>	<u>1,170</u>	<u>1,857</u>	<u>1,870</u>	<u>2,052</u>	<u>182</u>
TOTAL PERSONNEL SERVICES		740,960	768,645	543,726	707,190	752,291	45,101
<u>SUPPLIES & MATERIALS</u>							
022-320-5110	OFFICE SUPPLIES	1,093	1,000	223	300	200	(100)
022-320-5112	FOOD SUPPLIES	108	200	0	200	200	0
022-320-5114	WEARING APPAREL	3,316	4,000	1,829	3,100	3,100	0
022-320-5116	GASOLINE, OIL, & GREASE	59,156	43,260	26,152	36,000	40,000	4,000

002-GENERAL FUND
022-HIGHWAYS & STREETS
320-STREETS

ACCOUNT #	ACCOUNT NAME	PRIOR-YR	--CURRENT YEAR---		REVISED	PROPOSED	VARIANCE
		ACTUAL	BUDGET	ACTUAL	BUDGET	BUDGET	
022-320-5117	MINOR APPARATUS	4,986	9,000	2,571	9,000	10,000	1,000
022-320-5118	JANITORIAL SUPPLIES	66	200	157	200	200	0
022-320-5119	CHEMICALS	4,806	5,000	5,120	9,000	7,500	(1,500)
022-320-5123	OTHER SUPPLIES	1,053	1,500	986	1,250	1,250	0
022-320-5124	POSTAGE	346	20	34	40	40	0
022-320-5128	UTILITIES	1,883	1,500	1,235	1,500	1,500	0
022-320-5128-01	LANDFILL	<u>0</u>	<u>0</u>	<u>62,171</u>	<u>70,000</u>	<u>0</u>	<u>(70,000)</u>

022-320-5117

NEXT YEAR NOTES:

PB 2016-2017 RADIOS FOR ALL EQUIPMENT; 2 PAVEMENT SAWS AT 42,500 EACH; GENERATOR \$900.00; AIR COMPRESSER \$4,000.00; TRAFFIC COUNTER \$1,600.00; HERBICIDE SPRAYER FOR AQUATIC HERBICIDE \$3,500.00; 75 - 28" CONES \$2,250.00; 50 BARRICADES \$5,450.00; 2 WEEDEATERS \$600.00; 2 CHAIN SAWS \$600.00; POWER BOX \$250.00; SHOVELS AND RAKES \$300.00

022-320-5128

PERMANENT NOTES:

Includes annual contribution to water Randolph Blvd.

TOTAL SUPPLIES & MATERIALS		76,813	65,680	100,479	130,590	63,990	(66,600)
----------------------------	--	--------	--------	---------	---------	--------	-----------

MAINTENANCE OF BUILDINGS/

022-320-5311	MAINTENANCE OF BUILDING	5,718	5,000	54	5,000	5,000	0
022-320-5318	MAINT. PAVED & UNPAVED	118,311	881,689	31,425	100,000	100,000	0
022-320-5318-01	MAINT. PAVED STREETS -	25,700	25,000	8,143	25,000	25,000	0
022-320-5320	STREET MARKERS	<u>31,398</u>	<u>23,000</u>	<u>31,124</u>	<u>23,000</u>	<u>23,000</u>	<u>0</u>

022-320-5318

PERMANENT NOTES:

PERMANENT NOTES:

022-320-5318-01

002-GENERAL FUND
022-HIGHWAYS & STREETS
320-STREETS

ACCOUNT #	ACCOUNT NAME	PRIOR-YR ACTUAL	--CURRENT YEAR-- BUDGET	ACTUAL	REVISED BUDGET	PROPOSED BUDGET	VARIANCE
ADA Transition Plan - Curb Cuts - \$25,000 annually							
	TOTAL MAINTENANCE OF BUILDINGS/	181,128	934,689	70,746	153,000	153,000	0
<u>MAINTENANCE OF EQUIPMENT</u>							
022-320-5412	VEHICLE MAINTENANCE	139,512	123,420	107,765	123,420	133,420	10,000
022-320-5413	MAINT. FIRE APPARATUS	72	60	0	60	60	0
022-320-5415	MAINTENANCE OF RADIOS	313	400	0	400	400	0
022-320-5421	SIGNAL SYSTEMS	1,768	5,000	4,896	8,000	5,000	(3,000)
022-320-5422	HEATING AND COOLING SYS	461	100	0	100	100	0
022-320-5425	MAINT. MACHINERY, TOOLS	191	500	204	500	500	0
022-320-5412	NEXT YEAR NOTES: PB 2016-2017 5 LIGHT BARS AT \$2000.00 EACH						
	TOTAL MAINTENANCE OF EQUIPMENT	142,317	129,480	112,866	132,480	139,480	7,000
<u>CONTRACTUAL SERVICES</u>							
022-320-5511	COMMUNICATIONS	2,220	1,850	1,927	2,250	2,250	0
022-320-5515	HIRE OF EQUIPMENT	16,201	17,057	11,891	17,057	17,057	0
022-320-5520	INSURANCE	8,277	8,484	8,434	8,484	8,484	0
022-320-5521-05	SPECIAL SVCS-ENGINEERIN	0	300	0	0	0	0
022-320-5530	TRAVEL EXPENSE	407	250	20	250	250	0
022-320-5541	PERMITS,LICENSES,TESTIN	600	1,000	550	750	750	0
022-320-5550	ELECTRICITY	326,560	365,000	187,174	326,000	326,000	0
022-320-5560	GAS FOR HEATING	1,795	1,500	1,387	1,500	1,500	0

002-GENERAL FUND
022-HIGHWAYS & STREETS
320-STREETS

ACCOUNT #	ACCOUNT NAME	PRIOR-YR ACTUAL	--CURRENT YEAR-- BUDGET	ACTUAL	REVISED BUDGET	PROPOSED BUDGET	VARIANCE
TOTAL CONTRACTUAL SERVICES		356,061	395,441	211,383	356,291	356,291	0
<u>MISCELLANEOUS</u>							
022-320-5645	LATE PAY FEES & PENALTI	1	0	1	0	0	0
TOTAL MISCELLANEOUS		1	0	1	0	0	0
<u>DEBT SERVICE</u>							
022-320-5731	INTEREST	64	0	0	0	0	0
TOTAL DEBT SERVICE		64	0	0	0	0	0
<u>BUILDING & STRUCTURES</u>							
022-320-6219	CRACK SEAL, SEAL COAT,	0	0	304,435	365,000	500,000	(365,000)
TOTAL BUILDING & STRUCTURES		0	0	304,435	365,000	0	(365,000)
<u>EQUIPMENT</u>							
022-320-6311	MACHINERY & EQUIPMENT	18,495	0	0	0	0	0
TOTAL EQUIPMENT		18,495	0	0	0	0	0
<u>VEHICLES</u>							
022-320-6401	MOTOR VEHICLES	0	40,827	40,827	40,827	42,681	1,854
022-320-6404	HEAVY EQUIPMENT	0	392,221	392,211	392,221	0	(392,221)
022-320-6401	CURRENT YEAR NOTES: Ford F350						

CITY OF BIG SPRING
 BUDGET PRESENTATION
 AS OF: JUNE 30TH, 2016

002-GENERAL FUND
 022-HIGHWAYS & STREETS
 320-STREETS

ACCOUNT #	ACCOUNT NAME	PRIOR-YR ACTUAL	--CURRENT YEAR-- BUDGET	ACTUAL	REVISED BUDGET	PROPOSED BUDGET	VARIANCE
	TOTAL VEHICLES	<u>0</u>	<u>433,048</u>	<u>433,038</u>	<u>433,048</u>	<u>42,681</u>	<u>(390,367)</u>
	TOTAL 320-STREETS	<u>1,515,839</u>	<u>2,726,983</u>	<u>1,776,673</u>	<u>2,277,599</u>	<u>2,007,733</u>	<u>(769,866)</u>
DEPARTMENTAL NOTES							
	TOTAL 022-HIGHWAYS & STREETS	<u>1,515,839</u>	<u>2,726,983</u>	<u>1,776,673</u>	<u>2,277,599</u>	<u>2,007,733</u>	<u>(769,866)</u>

Dept. 370 – Parks

General Fund

The Parks Department provides improvements and upkeep for parks and ball field facilities available for public enjoyment. The Department strives to present aesthetically pleasing areas through the maintenance of playground and other recreational equipment, grounds maintenance, weed and litter control and other landscaping activities.

ACHIEVEMENTS

- Continued to trim and remove dead trees at Comanche Trail Park.
- Continued to cut down and hauled away over 100 tons of dead trees, stumps and brush at the Disc Golf Course in Comanche Trail Park.
- Installed a new pump and motor for the water well.
- Repaired the irrigation system at Cotton Mize Field and connected it to the water well.
- Repaired and painted fence and backstop, rebuilt infield with 4 truckloads of dirt, new clay and field conditioner and new bases at Cotton Mize field.
- Replaced the roof on the old rock restrooms with new soffit, fascia and paint.
- Repaired and painted all fencing at Comanche Trail Park and ABC Park.

GOALS

- Continue repair and beautification of all parks (painting structures, equipment and fences).
- Continue to repair irrigation at Comanche Trail Park.
- Continue to remove dead trees and plant new ones.
- Implement a pre-emergent post-emergent program for Comanche Trail Park.

	Actual 2014-15	Revised 2015-16	Proposed 2016-17
50 – Personnel Services	\$289,434	\$275,401	\$301,824
51 – Supplies and Materials	38,429	31,750	31,750
52 – Maintenance of Land	0	0	500
53 – Maint. of Bldg./Structures	16,686	24,500	17,500
54 – Maintenance of Equipment	40,303	36,500	36,000
55 – Contractual Services	24,836	20,001	20,766
56 – Miscellaneous	13	0	0
62 – Buildings & Structures	0	25,000	0
63 – Equipment	0	10,000	20,000
63 – Vehicles	0	0	35,000
Total	\$409,701	\$423,152	\$463,340

Budget Highlights:

6314 – Mowers & Equipment – (PB) (2) Zero Turn Mowers
 6401 – Vehicles – (PB) ¾ Ton Pickup (\$35,000)

002-GENERAL FUND
027-PARKS & RECREATION
370-PARKS

ACCOUNT #	ACCOUNT NAME	PRIOR-YR ACTUAL	--CURRENT YEAR-- BUDGET	ACTUAL	REVISED BUDGET	PROPOSED BUDGET	VARIANCE
<u>PERSONNEL SERVICES</u>							
027-370-5010	SALARIES	182,993	187,147	130,655	173,547	184,292	10,745
027-370-5021	TERMINATION PAY	16	0	127	0	0	0
027-370-5022	VACATION BUY BACK	0	0	632	0	0	0
027-370-5035	OVERTIME	14,889	10,000	7,860	12,000	10,000	(2,000)
027-370-5045	LONGEVITY	296	929	123	929	1,083	154
027-370-5050	RETIREMENT	31,224	32,983	22,184	33,383	34,176	793
027-370-5055	STANDBY PAY	2,504	3,900	2,880	3,940	3,900	(40)
027-370-5060	GROUP INSURANCE	33,138	37,481	24,417	30,081	43,881	13,800
027-370-5065	WORKERS' COMPENSATION	6,080	6,080	6,080	6,080	8,249	2,169
027-370-5070	RETIREMENT-DEFERRED COM	11,136	11,129	8,444	10,129	10,980	851
027-370-5075	LIFE & DISABILITY INSUR	3,794	2,143	1,044	1,843	1,348	(495)
027-370-5080	MEDICARE	2,936	2,929	2,109	2,929	2,889	(40)
027-370-5085	UNEMPLOYMENT TAXES	<u>427</u>	<u>540</u>	<u>839</u>	<u>540</u>	<u>1,026</u>	<u>486</u>
TOTAL PERSONNEL SERVICES		289,434	295,261	207,394	275,401	301,824	26,423

SUPPLIES & MATERIALS

027-370-5110	OFFICE SUPPLIES	124	0	0	0	0	0
027-370-5112	FOOD SUPPLIES	111	50	0	50	50	0
027-370-5114	WEARING APPAREL	2,174	1,700	1,378	1,500	1,500	0
027-370-5116	GASOLINE, OIL, & GREASE	11,063	8,240	6,003	8,000	8,000	0

002-GENERAL FUND
027-PARKS & RECREATION
370-PARKS

ACCOUNT #	ACCOUNT NAME	PRIOR-YR ACTUAL	--CURRENT YEAR-- BUDGET	ACTUAL	REVISED BUDGET	PROPOSED BUDGET	VARIANCE
027-370-5117	MINOR APPARATUS	6,093	3,500	2,805	3,000	3,000	0
027-370-5118	JANITORIAL SUPPLIES	2,906	1,500	1,205	1,500	1,500	0
027-370-5122	BOTANICAL & AGRICULTURA	564	2,500	218	1,200	1,200	0
027-370-5123	OTHER SUPPLIES	3,323	1,500	1,004	1,500	1,500	0
027-370-5124	POSTAGE	1	0	0	0	0	0
027-370-5128	UTILITIES	<u>12,069</u>	<u>25,000</u>	<u>12,025</u>	<u>15,000</u>	<u>15,000</u>	<u>0</u>
TOTAL SUPPLIES & MATERIALS		38,429	43,990	24,639	31,750	31,750	0

MAINTENANCE OF LAND

027-370-5210	LAND MAINTENANCE	<u>0</u>	<u>500</u>	<u>0</u>	<u>0</u>	<u>500</u>	<u>500</u>
TOTAL MAINTENANCE OF LAND		0	500	0	0	500	500

MAINTENANCE OF BUILDINGS/

027-370-5311	MAINTENANCE OF BUILDING	2,223	300	5,725	6,000	2,000	(4,000)
027-370-5322	MAINT. FENCES AND GATES	695	500	2,762	3,500	1,000	(2,500)
027-370-5323	MAINTENANCE OF BALLFIEL	1,737	2,000	5,470	5,000	2,000	(3,000)
027-370-5326	MISCELLANEOUS IMPROVEME	<u>12,031</u>	<u>15,000</u>	<u>6,444</u>	<u>10,000</u>	<u>12,500</u>	<u>2,500</u>
TOTAL MAINTENANCE OF BUILDINGS/		16,686	17,800	20,400	24,500	17,500	(7,000)

002-GENERAL FUND
027-PARKS & RECREATION
370-PARKS

ACCOUNT #	ACCOUNT NAME	PRIOR-YR ACTUAL	--CURRENT YEAR-- BUDGET	ACTUAL	REVISED BUDGET	PROPOSED BUDGET	VARIANCE
<u>MAINTENANCE OF EQUIPMENT</u>							
027-370-5412	VEHICLE MAINTENANCE	39,096	15,000	32,717	35,000	35,000	0
027-370-5417	MAINTENANCE OF MOWERS	693	400	165	500	500	0
027-370-5425	MAINT. MACHINERY, TOOLS	515	500	995	1,000	500	(500)
TOTAL MAINTENANCE OF EQUIPMENT		40,303	15,900	33,878	36,500	36,000	(500)
<u>CONTRACTUAL SERVICES</u>							
027-370-5511	COMMUNICATIONS	1,148	1,500	871	1,200	1,200	0
027-370-5515	HIRE OF EQUIPMENT	120	0	0	0	0	0
027-370-5520	INSURANCE	2,783	2,853	3,166	3,166	3,166	0
027-370-5521	SPECIAL SERVICES	0	0	135	135	0	(135)
027-370-5530	TRAVEL EXPENSE	595	500	0	0	500	500
027-370-5541	PERMITS, LICENSES, AND	0	400	0	0	400	400
027-370-5550	ELECTRICITY	18,787	18,000	11,173	14,000	14,000	0
027-370-5555	EDUCATION & TRAINING	90	0	0	0	0	0
027-370-5560	GAS FOR HEATING	1,313	2,000	1,373	1,500	1,500	0
TOTAL CONTRACTUAL SERVICES		24,836	25,253	16,718	20,001	20,766	765

002-GENERAL FUND
 027-PARKS & RECREATION
 370-PARKS

ACCOUNT #	ACCOUNT NAME	PRIOR-YR ACTUAL	--CURRENT YEAR-- BUDGET	ACTUAL	REVISED BUDGET	PROPOSED BUDGET	VARIANCE
<u>MISCELLANEOUS</u>							
027-370-5645	LATE PAY FEES & PENALTI	13	0	6	0	0	0
TOTAL MISCELLANEOUS		13	0	6	0	0	0
<u>BUILDING & STRUCTURES</u>							
027-370-6215	SIDEWALKS AND STEPS	0	25,000	10,158	25,000	0	(25,000)
TOTAL BUILDING & STRUCTURES		0	25,000	10,158	25,000	0	(25,000)
<u>EQUIPMENT</u>							
027-370-6314	MOWERS & EQUIPMENT	0	10,000	10,000	10,000	20,000	10,000
TOTAL EQUIPMENT		0	10,000	10,000	10,000	20,000	10,000
<u>VEHICLES</u>							
027-370-6401	MOTOR VEHICLES	0	0	0	0	35,000	35,000
027-370-6401	NEXT YEAR NOTES: FY 2016-17 \$35,000 Crewcab 3/4 ton Pickup						
TOTAL VEHICLES		0	0	0	0	35,000	35,000
TOTAL 370-PARKS		409,701	433,704	323,192	423,152	463,340	40,188
		=====	=====	=====	=====	=====	=====

Dept. 375 – Sports Complex

General Fund

The Roy Anderson Sports Complex provides a recreational sports facility to the citizens and includes baseball, softball, soccer and football fields. This complex was fully renovated and expanded through 2007 General Obligation Bonds.

ACHIEVEMENTS

- Installed permanent seating at baseball little league.
- Installed artificial pitcher's mounds on little league fields.
- Repaired lip and installed sod on 5070 outfield.
- Installed new AC unit on baseball concession.
- Installed new soap and sanitizer dispensers for restrooms facility.

GOALS

- Replace seat and kick boards on bleachers at Pony/50-70 fields.
- Cut 5th field on softball facility.
- Install additional tables and seating for soccer/football concession.
- Install permanent tables and bench seating for baseball common areas.
- Install additional tables and seating for softball concession.
- Continue to maintain fields to attract more tournaments.
- Install freestanding restroom building to accommodate larger crowds.
- Install poles to create a Fire/EMS lane at north football parking lot.
- Repair light fixtures and breaker box system at the baseball facility.
- Repair/remodel restroom facility at the T-ball field.

	Actual 2014-15	Revised 2015-16	Proposed 2016-17
50 – Personnel Services	\$161,137	\$123,696	\$157,843
51 – Supplies and Materials	17,368	18,997	20,540
52 – Maintenance of Land	0	100	1,000
53 – Maint. of Bldg./Structures	29,946	37,381	24,750
54 – Maintenance of Equipment	14,754	8,200	6,000
55 – Contractual Services	47,038	42,923	53,923
56 – Miscellaneous	1	0	0
64 – Vehicles	0	23,500	0
Total	\$270,244	\$254,797	\$264,056

Budget Highlights:

002-GENERAL FUND
027-PARKS & RECREATION
375-SPORTS COMPLEX

ACCOUNT #	ACCOUNT NAME	PRIOR-YR ACTUAL	--CURRENT YEAR-- BUDGET	ACTUAL	REVISED BUDGET	PROPOSED BUDGET	VARIANCE
<u>PERSONNEL SERVICES</u>							
027-375-5010	SALARIES	95,164	94,733	67,699	69,033	94,748	25,715
027-375-5021	TERMINATION PAY	1,770	0	1,996	4,000	0	(4,000)
027-375-5022	VACATION BUY BACK	0	0	754	800	0	(800)
027-375-5035	OVERTIME	13,900	10,000	15,008	10,400	10,000	(400)
027-375-5045	LONGEVITY	42	384	46	384	333	(51)
027-375-5050	RETIREMENT	18,110	17,166	12,084	13,516	18,021	4,505
027-375-5055	STANDBY PAY	809	0	975	0	0	0
027-375-5060	GROUP INSURANCE	17,780	18,960	12,959	11,960	21,640	9,680
027-375-5065	WORKERS' COMPENSATION	3,163	3,163	3,163	4,763	4,283	(480)
027-375-5070	RETIREMENT-DEFERRED COM	6,355	5,792	5,019	5,792	5,790	(2)
027-375-5075	LIFE & DISABILITY INSUR	2,040	1,084	588	1,084	991	(93)
027-375-5080	MEDICARE	1,638	1,524	1,272	1,524	1,524	0
027-375-5085	UNEMPLOYMENT TAXES	365	270	436	440	513	73
TOTAL PERSONNEL SERVICES		161,137	153,076	121,999	123,696	157,843	34,147
<u>SUPPLIES & MATERIALS</u>							
027-375-5110	OFFICE SUPPLIES	38	100	106	107	100	(7)
027-375-5112	FOOD SUPPLIES	0	100	14	15	90	75
027-375-5114	WEARING APPAREL	977	800	1,015	1,015	800	(215)
027-375-5116	GASOLINE, OIL, & GREASE	3,166	2,060	1,191	2,060	1,800	(260)

002-GENERAL FUND
027-PARKS & RECREATION
375-SPORTS COMPLEX

ACCOUNT #	ACCOUNT NAME	PRIOR-YR ACTUAL	--CURRENT YEAR-- BUDGET	ACTUAL	REVISED BUDGET	PROPOSED BUDGET	VARIANCE
027-375-5117	MINOR APPARATUS	3,958	3,500	2,589	3,500	3,250	(250)
027-375-5118	JANITORIAL SUPPLIES	1,893	3,000	805	1,200	2,500	1,300
027-375-5122	BOTANICAL & AGRICULTURA	3,812	10,000	3,631	7,000	8,000	1,000
027-375-5123	OTHER SUPPLIES	524	500	566	600	500	(100)
027-375-5128	UTILITIES	<u>3,000</u>	<u>3,500</u>	<u>3,630</u>	<u>3,500</u>	<u>3,500</u>	<u>0</u>
TOTAL SUPPLIES & MATERIALS		17,368	23,560	13,546	18,997	20,540	1,543

MAINTENANCE OF LAND

027-375-5210	LAND MAINTENANCE	<u>0</u>	<u>1,000</u>	<u>57</u>	<u>100</u>	<u>1,000</u>	<u>900</u>
TOTAL MAINTENANCE OF LAND		0	1,000	57	100	1,000	900

MAINTENANCE OF BUILDINGS/

027-375-5311	MAINTENANCE OF BUILDING	578	750	11,182	10,000	750	(9,250)
027-375-5321	MAINTENANCE OF WELLS	0	0	3,381	3,381	0	(3,381)
027-375-5322	MAINT. FENCES AND GATES	117	1,000	0	0	1,000	1,000
027-375-5323	MAINTENANCE OF BALLFIEL	21,357	20,000	12,492	14,000	18,000	4,000
027-375-5326	MISCELLANEOUS IMPROVEME	<u>7,894</u>	<u>5,000</u>	<u>8,678</u>	<u>10,000</u>	<u>5,000</u>	<u>(5,000)</u>
TOTAL MAINTENANCE OF BUILDINGS/		29,946	26,750	35,733	37,381	24,750	(12,631)

002-GENERAL FUND
027-PARKS & RECREATION
375-SPORTS COMPLEX

ACCOUNT #	ACCOUNT NAME	PRIOR-YR ACTUAL	--CURRENT YEAR-- BUDGET	ACTUAL	REVISED BUDGET	PROPOSED BUDGET	VARIANCE
<u>MAINTENANCE OF EQUIPMENT</u>							
027-375-5412	VEHICLE MAINTENANCE	14,380	2,000	6,589	7,200	5,000	(2,200)
027-375-5417	MAINTENANCE OF MOWERS	103	750	0	500	500	0
027-375-5425	MAINT. MACHINERY, TOOLS	271	500	0	500	500	0
TOTAL MAINTENANCE OF EQUIPMENT		14,754	3,250	6,589	8,200	6,000	(2,200)
<u>CONTRACTUAL SERVICES</u>							
027-375-5511	COMMUNICATIONS	1,172	1,200	1,420	1,500	1,500	0
027-375-5515	HIRE OF EQUIPMENT	2,185	2,000	1,040	2,000	2,000	0
027-375-5520	INSURANCE	9,727	9,970	10,873	10,873	10,873	0
027-375-5521	PROFESSIONAL SERVICES (4,440)	5,000	0	0	0	0
027-375-5530	TRAVEL EXPENSE	0	500	200	500	500	0
027-375-5541	PERMITS, LICENSES, AND	0	50	0	50	50	0
027-375-5550	ELECTRICITY	38,394	45,000	18,268	28,000	39,000	11,000
027-375-5511	PERMANENT NOTES: Phone lines for sprinkler system controls.						
TOTAL CONTRACTUAL SERVICES		47,038	63,720	31,801	42,923	53,923	11,000
<u>MISCELLANEOUS</u>							
027-375-5645	LATE PAY FEES & PENALTI	1	0	1	0	0	0
TOTAL MISCELLANEOUS		1	0	1	0	0	0

CITY OF BIG SPRING
 BUDGET PRESENTATION
 AS OF: JUNE 30TH, 2016

002-GENERAL FUND
 027-PARKS & RECREATION
 375-SPORTS COMPLEX

ACCOUNT #	ACCOUNT NAME	PRIOR-YR ACTUAL	--CURRENT YEAR-- BUDGET	ACTUAL	REVISED BUDGET	PROPOSED BUDGET	VARIANCE
<u>EQUIPMENT</u>							
<u>VEHICLES</u>							
027-375-6401	MOTOR VEHICLES	<u>0</u>	<u>23,500</u>	<u>23,500</u>	<u>23,500</u>	<u>0</u>	<u>(23,500)</u>
TOTAL VEHICLES		<u>0</u>	<u>23,500</u>	<u>23,500</u>	<u>23,500</u>	<u>0</u>	<u>(23,500)</u>
TOTAL 375-SPORTS COMPLEX		<u>270,244</u>	<u>294,856</u>	<u>233,226</u>	<u>254,797</u>	<u>264,056</u>	<u>9,259</u>
		=====	=====	=====	=====	=====	=====

DEPARTMENTAL NOTES

Dept. 380 – Aquatic Center

General Fund

The Russ McEwen Family Aquatic Center opened on June 18, 2011, and is located in Comanche Trail Park. It provides a wonderful recreational opportunity to local citizens and surrounding communities, having two slides, a lazy river, water play features and sand play for younger children, concessions and rentable pavilions. Certified lifeguards trained in lifesaving techniques, first aid, and CPR are on duty during all hours of operation.

ACHIEVEMENTS

- Held successful splash-in.
- Continued to promote safety through education.
- Maintained good public relations through customer service and training.
- Installed rules and regulations sign in entrance of the facility.
- Improved speed of service in concession by continued training of employees.
- Installed new main filter pump.
- Certified two pool operators.

GOALS

- Install lighting to promote after hours business.
- Continue to plant decorative foliage to promote ease of landscaping maintenance.
- Continue to maintain the landscaping in the off-season for easier preparation for the season.
- Implement a botanical and agricultural program to promote weed control and improve grass areas of the facility.
- Plan for future projects that will expand the facility's water features to promote tourism.

	Actual 2014-15	Revised 2015-16	Proposed 2016-17
50 – Personnel Services	\$ 67,702	\$ 50,821	\$ 50,441
51 – Supplies and Materials	95,090	73,950	73,900
53 – Maint. of Bldg./Structures	5,632	5,000	5,000
54 – Maintenance of Equipment	1,457	2,500	2,500
55 – Contractual Services	96,186	101,247	101,277
56 – Miscellaneous	25	12	0
62 – Buildings & Structures	15,510	0	0
Total	\$281,602	\$233,530	\$233,118

Budget Highlights:

5521 – Professional Services – YMCA contract for lifeguards.

002-GENERAL FUND
027-PARKS & RECREATION
380-AQUATIC CENTER

ACCOUNT #	ACCOUNT NAME	PRIOR-YR ACTUAL	--CURRENT YEAR-- BUDGET	ACTUAL	REVISED BUDGET	PROPOSED BUDGET	VARIANCE
<u>PERSONNEL SERVICES</u>							
027-380-5010	SALARIES	54,814	44,000	10,227	44,000	44,000	0
027-380-5035	OVERTIME	7,372	2,000	1,555	3,000	2,000	(1,000)
027-380-5045	LONGEVITY	0	0	3	0	0	0
027-380-5060	GROUP INSURANCE	0	0	0	900	0	(900)
027-380-5065	WORKERS' COMPENSATION	1,126	1,126	1,126	1,726	1,126	(600)
027-380-5070	RETIREMENT-DEFERRED COM	3,427	2,425	649	25	2,425	2,400
027-380-5080	MEDICARE	902	640	171	920	640	(280)
027-380-5085	UNEMPLOYMENT TAXES	<u>62</u>	<u>250</u>	<u>0</u>	<u>250</u>	<u>250</u>	<u>0</u>
TOTAL PERSONNEL SERVICES		67,702	50,441	13,731	50,821	50,441	(380)
<u>SUPPLIES & MATERIALS</u>							
027-380-5110	OFFICE SUPPLIES	443	1,000	169	1,250	500	(750)
027-380-5112	FOOD SUPPLIES	49,958	45,000	9,315	45,000	45,000	0
027-380-5114	WEARING APPAREL	221	1,000	144	300	1,000	700
027-380-5117	MINOR APPARATUS	5,835	5,000	365	5,000	5,000	0
027-380-5118	JANITORIAL SUPPLIES	1,108	4,000	393	4,000	4,000	0
027-380-5119	CHEMICALS	27,635	12,000	4,174	12,000	12,000	0
027-380-5123	OTHER SUPPLIES	1,182	1,200	1,557	1,200	1,200	0
027-380-5128	UTILITIES	<u>8,709</u>	<u>5,200</u>	<u>3,464</u>	<u>5,200</u>	<u>5,200</u>	<u>0</u>

002-GENERAL FUND
027-PARKS & RECREATION
380-AQUATIC CENTER

ACCOUNT #	ACCOUNT NAME	PRIOR-YR ACTUAL	--CURRENT YEAR-- BUDGET	ACTUAL	REVISED BUDGET	PROPOSED BUDGET	VARIANCE
TOTAL SUPPLIES & MATERIALS		95,090	74,400	19,580	73,950	73,900	(50)
<u>MAINTENANCE OF BUILDINGS/</u>							
027-380-5311	MAINTENANCE OF BUILDING	1,754	1,000	1,313	1,000	1,000	0
027-380-5326	MISCELLANEOUS IMPROVEME	3,878	5,000	4,003	4,000	4,000	0
TOTAL MAINTENANCE OF BUILDINGS/		5,632	6,000	5,316	5,000	5,000	0
<u>MAINTENANCE OF EQUIPMENT</u>							
027-380-5425	MAINT. MACHINERY, TOOLS	1,457	3,500	0	2,500	2,500	0
TOTAL MAINTENANCE OF EQUIPMENT		1,457	3,500	0	2,500	2,500	0
<u>CONTRACTUAL SERVICES</u>							
027-380-5511	COMMUNICATIONS	2,101	3,500	2,120	3,200	3,200	0
027-380-5520	INSURANCE	6,979	7,153	7,477	7,477	7,477	0
027-380-5521	PROFESSIONAL SERVICES	55,808	60,000	0	60,000	65,000	5,000
027-380-5550	ELECTRICITY	31,298	33,000	14,592	30,000	30,000	0
027-380-5555	EDUCATION AND TRAINING	0	1,000	570	570	600	30
027-380-5521	PERMANENT NOTES: Contract with YMCA for lifeguards.						
TOTAL CONTRACTUAL SERVICES		96,186	104,653	24,758	101,247	106,277	5,030

002-GENERAL FUND
 027-PARKS & RECREATION
 380-AQUATIC CENTER

ACCOUNT #	ACCOUNT NAME	PRIOR-YR ACTUAL	--CURRENT YEAR-- BUDGET	ACTUAL	REVISED BUDGET	PROPOSED BUDGET	VARIANCE
<u>MISCELLANEOUS</u>							
027-380-5645	LATE PAY FEES & PENALTI	25	0	12	12	0	(12)
TOTAL MISCELLANEOUS		25	0	12	12	0	(12)
<u>BUILDING & STRUCTURES</u>							
027-380-6226	MISCELLANEOUS STRUCTURE	15,510	0	0	0	0	0
TOTAL BUILDING & STRUCTURES		15,510	0	0	0	0	0
<u>EQUIPMENT</u>							
TOTAL 380-AQUATIC CENTER		281,602	238,994	63,398	233,530	238,118	4,588

DEPARTMENTAL NOTES

Dept. 390 – Golf Course

General Fund

The Comanche Trail Municipal Golf Course is an 18-hole course open seven days a week. The course management is responsible for maintenance, development and operation of the course.

ACHIEVEMENTS

- Continued the summer Youth Golf Program.
- Continued the salt relief program on greens, tees and fairways.
- Continued removing dead trees.
- Filled-in and planted sod on 5 bunkers.
- Replaced cart paths on #12 and #13.
- Expanded the water hazard on #7.
- Repaired 45 irrigation head leaks.

GOALS

- Drain & clean the irrigation lake.
- Trim the hillside on #1 and #8.
- Rebuild course pump station.

	Actual 2014-15	Revised 2015-16	Proposed 2016-17
50 – Personnel Services	\$382,044	\$377,623	\$405,842
51 – Supplies and Materials	124,234	161,075	139,575
53 – Maint. of Bldg./Structures	50,012	53,000	55,000
54 – Maintenance of Equipment	32,899	31,714	31,600
55 – Contractual Services	51,499	49,600	49,850
56 – Miscellaneous	39	0	0
63 – Equipment	105,018	58,000	32,000
Total	\$745,746	\$731,012	\$713,867

Budget Highlights:

6311 – Machinery & Equipment – (PB) Utility Cart (\$12,000).
 6314 – Mowers & Equipment – (PB) Rough Mower (\$20,000).

002-GENERAL FUND
027-PARKS & RECREATION
390-GOLF COURSE

ACCOUNT #	ACCOUNT NAME	PRIOR-YR ACTUAL	--CURRENT YEAR-- BUDGET	ACTUAL	REVISED BUDGET	PROPOSED BUDGET	VARIANCE
<u>PERSONNEL SERVICES</u>							
027-390-5010	SALARIES	248,051	251,008	176,702	242,908	262,113	19,205
027-390-5021	TERMINATION PAY	519	0	3,758	4,000	0	(4,000)
027-390-5022	VACATION BUY BACK	4,574	4,574	2,551	3,074	4,574	1,500
027-390-5035	OVERTIME	13,394	10,000	8,932	13,000	10,000	(3,000)
027-390-5045	LONGEVITY	1,462	2,274	1,605	2,274	2,879	605
027-390-5050	RETIREMENT	44,414	43,741	30,623	48,741	47,946	(795)
027-390-5060	GROUP INSURANCE	38,519	40,140	28,551	32,440	45,318	12,878
027-390-5065	WORKERS' COMPENSATION	6,970	6,970	6,970	6,970	9,615	2,645
027-390-5070	RETIREMENT-DEFERRED COM	14,857	14,759	11,554	15,859	15,404	(455)
027-390-5075	LIFE & DISABILITY INSUR	5,104	2,563	1,478	3,363	2,400	(963)
027-390-5080	MEDICARE	3,923	3,884	2,878	3,884	4,054	170
027-390-5085	UNEMPLOYMENT TAXES	<u>257</u>	<u>810</u>	<u>1,045</u>	<u>1,110</u>	<u>1,539</u>	<u>429</u>
TOTAL PERSONNEL SERVICES		382,044	380,723	276,646	377,623	405,842	28,219
<u>SUPPLIES & MATERIALS</u>							
027-390-5110	OFFICE SUPPLIES	1,508	1,500	1,010	1,500	1,500	0
027-390-5114	WEARING APPAREL	1,146	1,100	1,278	1,500	1,100	(400)
027-390-5116	GASOLINE, OIL & GREASE	12,538	9,270	4,334	8,000	8,000	0
027-390-5117	MINOR APPARATUS	6,007	5,000	4,363	5,000	3,000	(2,000)
027-390-5118	JANITORIAL SUPPLIES	788	1,000	697	1,000	900	(100)

002-GENERAL FUND
027-PARKS & RECREATION
390-GOLF COURSE

ACCOUNT #	ACCOUNT NAME	PRIOR-YR ACTUAL	--CURRENT YEAR-- BUDGET	ACTUAL	REVISED BUDGET	PROPOSED BUDGET	VARIANCE
027-390-5122	BOTANICAL & AGRICULTURA	35,754	40,000	28,938	35,000	35,000	0
027-390-5123	OTHER SUPPLIES	4,626	48,000	49,386	51,000	35,000	(16,000)
027-390-5124	POSTAGE	0	0	66	75	75	0
027-390-5126	MERCHANDISE FOR RESALE	30,657	25,000	14,465	22,500	22,500	0
027-390-5126-01	CONCESSIONS FOR RESALE	24,561	25,000	13,689	22,500	22,500	0
027-390-5128	UTILITIES	<u>6,648</u>	<u>7,500</u>	<u>9,691</u>	<u>13,000</u>	<u>10,000</u>	<u>(3,000)</u>
TOTAL SUPPLIES & MATERIALS		124,234	163,370	127,918	161,075	139,575	(21,500)

MAINTENANCE OF BUILDINGS/

027-390-5311	MAINTENANCE OF BUILDING	4,929	8,000	1,256	5,000	7,000	2,000
027-390-5321	MAINTENANCE OF WELLS	19,786	18,000	1,400	18,000	18,000	0
027-390-5326	MISCELLANEOUS IMPROVEME	<u>25,298</u>	<u>30,000</u>	<u>7,543</u>	<u>30,000</u>	<u>30,000</u>	<u>0</u>
TOTAL MAINTENANCE OF BUILDINGS/		50,012	56,000	10,199	53,000	55,000	2,000

MAINTENANCE OF EQUIPMENT

027-390-5411	MAINTENANCE OF FURN & F	4,644	4,223	3,600	4,644	4,500	(144)
027-390-5412	VEHICLE MAINTENANCE	24,400	15,000	14,789	15,000	15,000	0
027-390-5413	FIRE APPARATUS	125	70	72	70	100	30
027-390-5417	MOWERS	3,621	5,000	4,536	5,000	5,000	0
027-390-5422	MAINT HEATING & COOLING	108	500	379	500	500	0
027-390-5425	MAINT. MACHINERY, TOOLS	<u>0</u>	<u>8,500</u>	<u>4,982</u>	<u>6,500</u>	<u>6,500</u>	<u>0</u>

027-390-5411 PERMANENT NOTES:
CONTRACT FOR ACTIVE NETWORK SYSTEM FOR PRO SHOP.

002-GENERAL FUND
027-PARKS & RECREATION
390-GOLF COURSE

ACCOUNT #	ACCOUNT NAME	PRIOR-YR ACTUAL	--CURRENT YEAR-- BUDGET	ACTUAL	REVISED BUDGET	PROPOSED BUDGET	VARIANCE
TOTAL MAINTENANCE OF EQUIPMENT		32,899	33,293	28,357	31,714	31,600	(114)
<u>CONTRACTUAL SERVICES</u>							
027-390-5511	COMMUNICATIONS	3,240	3,000	2,728	3,000	3,000	0
027-390-5520	INSURANCE	2,710	2,778	2,947	2,950	2,950	0
027-390-5521	SPECIAL SERVICES	1,774	2,250	306	500	500	0
027-390-5525	ADVERTISING	0	500	0	500	500	0
027-390-5530	TRAVEL EXPENSE	702	1,250	389	750	1,000	250
027-390-5540	DUES & SUBSCRIPTIONS	365	500	0	400	400	0
027-390-5550	ELECTRICITY	41,395	47,000	20,525	40,000	40,000	0
027-390-5560	GAS FOR HEATING	<u>1,313</u>	<u>2,000</u>	<u>1,373</u>	<u>1,500</u>	<u>1,500</u>	<u>0</u>
TOTAL CONTRACTUAL SERVICES		51,499	59,278	28,267	49,600	49,850	250
<u>MISCELLANEOUS</u>							
027-390-5645	LATE PAY FEES & PENALTY	<u>39</u>	<u>0</u>	<u>24</u>	<u>0</u>	<u>0</u>	<u>0</u>
TOTAL MISCELLANEOUS		39	0	24	0	0	0
<u>EQUIPMENT</u>							
027-390-6311	MACHINERY & EQUIPMENT	105,018	0	0	0	12,000	12,000
027-390-6314	MOWERS & EQUIPMENT	<u>0</u>	<u>58,000</u>	<u>58,000</u>	<u>58,000</u>	<u>20,000</u>	<u>(38,000)</u>
027-390-6311	NEXT YEAR NOTES: FY 2016-17 Utility Cart \$12,000						
027-390-6314	NEXT YEAR NOTES: FY 2016-17 (2) Zero Turn Mower \$20,000						

CITY OF BIG SPRING
 BUDGET PRESENTATION
 AS OF: JUNE 30TH, 2016

002-GENERAL FUND
 027-PARKS & RECREATION
 390-GOLF COURSE

ACCOUNT #	ACCOUNT NAME	PRIOR-YR ACTUAL	--CURRENT YEAR-- BUDGET	ACTUAL	REVISED BUDGET	PROPOSED BUDGET	VARIANCE
	TOTAL EQUIPMENT	<u>105,018</u>	<u>58,000</u>	<u>58,000</u>	<u>58,000</u>	<u>32,000</u>	<u>(26,000)</u>
	TOTAL 390-GOLF COURSE	<u>745,746</u>	<u>750,664</u>	<u>529,411</u>	<u>731,012</u>	<u>713,867</u>	<u>(17,145)</u>

DEPARTMENTAL NOTES

Dept. 410 – Lake

General Fund

Moss Lake provides fishing, swimming, camping, and other recreational opportunities for the general public. The City contracts the caretaker duties to an outside vendor.

ACHIEVEMENTS

- Installed new barbecue pits and picnic tables for public use.
- Continued the community service program to bring citizens together to clean, repair, and improve the Moss Lake facilities.
- Created new camp site.

GOALS

- Continue improvement for aspects of the Lake.
- Improve lighting and electrical issues for safety.
- Continue to utilize individuals with community service to improve cleanliness and overall facility appearance
- Improve camping shelters.

	Actual 2014-15	Revised 2015-16	Proposed 2016-17
51 – Supplies and Materials	\$10,837	\$12,760	\$12,760
53 – Maint. of Bldg./Structures	2,500	1,500	1,500
54 – Maintenance of Equipment	3,415	825	1,325
55 – Contractual Services	12,498	13,339	13,289
56 – Miscellaneous	0	5	0
Total	\$29,249	\$28,429	\$28,874

Budget Highlights:

5521 – Special Services – Seismic Testing.

002-GENERAL FUND
027-PARKS & RECREATION
410-LAKE

ACCOUNT #	ACCOUNT NAME	PRIOR-YR ACTUAL	--CURRENT YEAR-- BUDGET	ACTUAL	REVISED BUDGET	PROPOSED BUDGET	VARIANCE
<u>PERSONNEL SERVICES</u>							
<u>SUPPLIES & MATERIALS</u>							
027-410-5110	OFFICE SUPPLIES	701	420	0	200	200	0
027-410-5116	GASOLINE, OIL, & GREASE	1,280	0	856	860	860	0
027-410-5117	MINOR APPARATUS	744	500	35	500	500	0
027-410-5118	JANITORIAL SUPPLIES	64	200	26	200	200	0
027-410-5124	POSTAGE	6	0	0	0	0	0
027-410-5128	UTILITIES	8,041	12,000	6,359	11,000	11,000	0
TOTAL SUPPLIES & MATERIALS		10,837	13,120	7,276	12,760	12,760	0
<u>MAINTENANCE OF BUILDINGS/</u>							
027-410-5311	MAINTENANCE OF BUILDING	680	1,000	170	750	750	0
027-410-5326	MISCELLANEOUS IMPROVEME	1,820	1,000	0	750	750	0
TOTAL MAINTENANCE OF BUILDINGS/		2,500	2,000	170	1,500	1,500	0
<u>MAINTENANCE OF EQUIPMENT</u>							
027-410-5412	VEHICLE MAINTENANCE	816	1,734	0	500	1,000	500
027-410-5413	MAINT OF FIRE APPARATUS	0	75	0	75	75	0
027-410-5417	MOWERS	0	150	17	150	150	0
027-410-5422	MAINT. HEATING & COOLIN	2,599	100	0	100	100	0

002-GENERAL FUND
 027-PARKS & RECREATION
 410-LAKE

ACCOUNT #	ACCOUNT NAME	PRIOR-YR ACTUAL	--CURRENT YEAR-- BUDGET	ACTUAL	REVISED BUDGET	PROPOSED BUDGET	VARIANCE
TOTAL MAINTENANCE OF EQUIPMENT		3,415	2,059	17	825	1,325	500
<u>CONTRACTUAL SERVICES</u>							
027-410-5511	COMMUNICATIONS	498	450	341	450	400	(50)
027-410-5520	INSURANCE	371	380	388	389	389	0
027-410-5521	SPECIAL SERVICES	375	500	0	500	500	0
027-410-5550	ELECTRICITY	<u>11,253</u>	<u>14,850</u>	<u>5,800</u>	<u>12,000</u>	<u>12,000</u>	<u>0</u>
TOTAL CONTRACTUAL SERVICES		12,498	16,180	6,529	13,339	13,289	(50)
<u>MISCELLANEOUS</u>							
027-410-5645	LATE PAY FEES & PENALTY	<u>0</u>	<u>0</u>	<u>5</u>	<u>5</u>	<u>0</u>	<u>(5)</u>
TOTAL MISCELLANEOUS		0	0	5	5	0	(5)
<u>BUILDING & STRUCTURES</u>							
TOTAL 410-LAKE		<u>29,249</u>	<u>33,359</u>	<u>13,997</u>	<u>28,429</u>	<u>28,874</u>	<u>445</u>

Dept. 420 – City Hall

General Fund

This activity provides for the operation of the City Hall building and the Polly Mays Municipal Annex, including electricity, natural gas, insurance, building maintenance, and janitorial service.

GOALS

- Continue renovations and upgrades to City Hall.

	Actual 2014-15	Revised 2015-16	Proposed 2016-17
50 – Personnel Services	\$ 800	\$ 0	\$0
51 – Supplies and Materials	13,963	17,676	16,470
52 – Maintenance of Land	604	700	750
53 – Maint. of Bldg./Structures	4,713	23,000	4,000
54 – Maintenance of Equipment	5,556	2,200	2,700
55 – Contractual Service	61,066	60,158	72,408
Total	\$86,701	\$103,734	\$96,328

Budget Highlights:

5521 – Special Services – Contractual Janitorial Services.

002-GENERAL FUND
027-PARKS & RECREATION
420-CITY HALL

ACCOUNT #	ACCOUNT NAME	PRIOR-YR ACTUAL	--CURRENT YEAR-- BUDGET	ACTUAL	REVISED BUDGET	PROPOSED BUDGET	VARIANCE
<u>PERSONNEL SERVICES</u>							
027-420-5060	GROUP INSURANCE	800	0	0	0	0	0
TOTAL PERSONNEL SERVICES		800	0	0	0	0	0
<u>SUPPLIES & MATERIALS</u>							
027-420-5110	OFFICE SUPPLIES	4,288	10,000	3,123	7,500	7,500	0
027-420-5110-02	CITY HALL ANNEX OFFICE	0	60	0	60	60	0
027-420-5112	FOOD SUPPLIES	1,477	1,500	1,194	1,400	1,400	0
027-420-5112-02	FOOD SUPPLIES	279	60	64	70	60	(10)
027-420-5116	GASOLINE, OIL & GREASE	808	721	0	721	0	(721)
027-420-5117	MINOR APPARATUS	1,071	3,000	836	1,500	2,500	1,000
027-420-5117-02	MINOR APPERATUS - ANNEX	57	50	2,000	2,000	50	(1,950)
027-420-5118	JANITORIAL SUPPLIES	2,811	3,000	1,410	2,000	2,500	500
027-420-5118-02	JANITORIAL SUPPLIES	286	50	16	25	50	25
027-420-5122	BOTANICAL & AGRICULTURA	0	50	0	0	50	50
027-420-5123	OTHER SUPPLIES	1,188	1,200	1,377	1,200	1,200	0
027-420-5128	UTILITIES	580	600	444	600	600	0
027-420-5128-02	UTILITIES - Planning/Co	1,119	500	662	600	500	(100)
TOTAL SUPPLIES & MATERIALS		13,963	20,791	11,125	17,676	16,470	(1,206)

002-GENERAL FUND
027-PARKS & RECREATION
420-CITY HALL

ACCOUNT #	ACCOUNT NAME	PRIOR-YR ACTUAL	--CURRENT YEAR-- BUDGET	ACTUAL	REVISED BUDGET	PROPOSED BUDGET	VARIANCE
<u>MAINTENANCE OF LAND</u>							
027-420-5210	LAND MAINTENANCE	604	1,000	0	700	750	50
TOTAL MAINTENANCE OF LAND		604	1,000	0	700	750	50
<u>MAINTENANCE OF BUILDINGS/</u>							
027-420-5311	MAINTENANCE OF BUILDING	4,009	3,000	21,085	22,000	3,000	(19,000)
027-420-5311-02	MAINT OF BLDGS-CITY HAL	703	1,000	438	1,000	1,000	0
TOTAL MAINTENANCE OF BUILDINGS/		4,713	4,000	21,523	23,000	4,000	(19,000)
<u>MAINTENANCE OF EQUIPMENT</u>							
027-420-5412	MAINTENANCE OF VEHICLES	3,167	3,264	0	500	500	0
027-420-5413	MAINT. OF FIRE APPARATU	197	200	0	200	200	0
027-420-5414	MAINT COMMUNICATION SYS	185	0	0	0	0	0
027-420-5422	MAINT. HEATING & COOLIN	2,007	2,000	634	1,500	2,000	500
TOTAL MAINTENANCE OF EQUIPMENT		5,556	5,464	634	2,200	2,700	500
<u>CONTRACTUAL SERVICES</u>							
027-420-5511	COMMUNICATIONS	0	150	76	150	150	0
027-420-5511-02	CITY HALL ANNEX COMMUNI	430	100	338	350	100	(250)
027-420-5515	HIRE OF EQUIPMENT	12,930	12,000	9,592	12,000	12,000	0
027-420-5520	INSURANCE	4,673	4,790	4,657	4,658	4,658	0
027-420-5521	SPECIAL SERVICES	23,761	34,800	16,397	25,000	34,000	9,000
027-420-5521-02	SPECIAL SERVICES - PLAN	4,466	7,600	2,977	6,000	6,500	500

CITY OF BIG SPRING
 BUDGET PRESENTATION
 AS OF: JUNE 30TH, 2016

002-GENERAL FUND
 027-PARKS & RECREATION
 420-CITY HALL

ACCOUNT #	ACCOUNT NAME	PRIOR-YR ACTUAL	--CURRENT YEAR-- BUDGET	ACTUAL	REVISED BUDGET	PROPOSED BUDGET	VARIANCE
027-420-5550	ELECTRICITY	6,838	8,800	3,962	5,000	8,000	3,000
027-420-5550-02	ELECTRICTY - PLANNING A	4,488	3,000	2,253	3,000	3,000	0
027-420-5560	GAS FOR HEATING	3,480	4,500	2,592	4,000	4,000	0
027-420-5560-02	GAS FOR HEATING - C.H.A	<u>0</u>	<u>0</u>	<u>121</u>	<u>0</u>	<u>0</u>	<u>0</u>
TOTAL CONTRACTUAL SERVICES		61,066	75,740	42,967	60,158	72,408	12,250
<u>MISCELLANEOUS</u>		-----	-----	-----	-----	-----	-----
<u>EQUIPMENT</u>		=====	=====	=====	=====	=====	=====
TOTAL 420-CITY HALL		86,701	106,995	76,249	103,734	96,328	(7,406)
		=====	=====	=====	=====	=====	=====
DEPARTMENTAL NOTES							
TOTAL 027-PARKS & RECREATION		1,823,242	1,858,572	1,239,473	1,774,654	1,799,583	24,929
		=====	=====	=====	=====	=====	=====

Debt Service

General Fund

Debt Service is a Non-Departmental activity that accounts for lease-purchase payments and payments to the Capital Revolving Fund for equipment purchased with this funding.

	Actual 2014-15	Revised 2015-16	Proposed 2016-17
Total Debt Service	\$735,095	\$801,772	\$851,223

Transfers to Other Funds

General Fund

	Actual 2014-15	Revised 2015-16	Proposed 2016-17
Transfer to Cemetery	\$ 0	\$ 72,500	\$ 0
Transfer to EMS Fund	950,000	950,000	950,000
Transfer to Malone & Hogan Clinic	0	170,000	0
Transfer to Senior Center	265,000	100,000	262,000
Total	\$1,215,000	\$1,292,500	\$1,212,000

002-GENERAL FUND
 070-DEBT SERVICE
 000-NON-DEPARTMENTAL

ACCOUNT #	ACCOUNT NAME	PRIOR-YR ACTUAL	--CURRENT YEAR-- BUDGET	ACTUAL	REVISED BUDGET	PROPOSED BUDGET	VARIANCE
<u>DEBT SERVICE</u>							
070-000-5701-42	DEBT SVC-05-06 SIEMENS	182,773	182,773	182,773	182,773	182,773	0
070-000-5701-52	DEBT SVC-2009-10 EQUIPM	55,073	0	0	0	0	0
070-000-5701-53	DEBT SVC-2011-12 EQUIPM	91,366	91,366	76,139	90,051	30,351	(59,700)
070-000-5701-54	DEBT SVC-2012-13 EQUIPM	151,267	151,267	126,056	147,700	149,437	1,737
070-000-5701-55	DEBT SVC-2013-14 EQUIPM	141,899	141,899	105,024	135,411	137,511	2,100
070-000-5701-56	DEBT SVC-2014-15 EQUIPM	112,717	135,733	108,392	140,857	143,286	2,429
070-000-5701-57	DEBT SVC-2015-16 EQUIPM	0	162,492	70,212	104,980	159,370	54,390
070-000-5701-58	DEBT SVC-2016-17 EQUIPM	<u>0</u>	<u>0</u>	<u>0</u>	<u>0</u>	<u>48,495</u>	<u>48,495</u>
TOTAL DEBT SERVICE		735,095	865,530	668,595	801,772	851,223	49,451
<u>TRANSFERS TO OTHER FUNDS</u>							
TOTAL 000-NON-DEPARTMENTAL		<u>735,095</u>	<u>865,530</u>	<u>668,595</u>	<u>801,772</u>	<u>851,223</u>	<u>49,451</u>
TOTAL 070-DEBT SERVICE		<u>735,095</u>	<u>865,530</u>	<u>668,595</u>	<u>801,772</u>	<u>851,223</u>	<u>49,451</u>

002-GENERAL FUND
 080-INTERGOVERNMENTAL EX
 000-NON-DEPARTMENTAL

ACCOUNT #	ACCOUNT NAME	PRIOR-YR ACTUAL	--CURRENT YEAR-- BUDGET	ACTUAL	REVISED BUDGET	PROPOSED BUDGET	VARIANCE
<u>TRANSFERS TO OTHER FUNDS</u>							
080-000-5802	TRANSFER TO CEMETERY	0	72,500	54,375	72,500	0	(72,500)
080-000-5818	TRANSFER TO EMS FUND	950,000	950,000	712,500	950,000	950,000	0
080-000-5819	TRANSFER TO SR CENTER F	265,000	100,000	75,000	100,000	262,000	162,000
080-000-5822	TRANSFER TO MALONE & HO	<u>0</u>	<u>50,000</u>	<u>0</u>	<u>170,000</u>	<u>0</u>	<u>(170,000)</u>
080-000-5818	PERMANENT NOTES: Annual Subsidy to EMS Fund						
080-000-5819	PERMANENT NOTES: Annual subsidy to Senior Center Fund to cover annual operating deficit.						
TOTAL TRANSFERS TO OTHER FUNDS		<u>1,215,000</u>	<u>1,172,500</u>	<u>841,875</u>	<u>1,292,500</u>	<u>1,212,000</u>	<u>(80,500)</u>
TOTAL 000-NON-DEPARTMENTAL		<u>1,215,000</u>	<u>1,172,500</u>	<u>841,875</u>	<u>1,292,500</u>	<u>1,212,000</u>	<u>(80,500)</u>
DEPARTMENTAL NOTES							
TOTAL 080-INTERGOVERNMENTAL EX		<u>1,215,000</u>	<u>1,172,500</u>	<u>841,875</u>	<u>1,292,500</u>	<u>1,212,000</u>	<u>(80,500)</u>
*** TOTAL BUDGETED EXPENSES ***		<u>18,772,057</u>	<u>19,406,844</u>	<u>14,406,796</u>	<u>19,220,578</u>	<u>18,562,633</u>	<u>(657,945)</u>

*** END OF REPORT ***

WATER AND SEWER FUND - FUND 405
SUMMARY OF RECEIPTS AND EXPENSES
2016-17

	ACTUAL 2014-15	ESTIMATED 2015-16	PROPOSED 2016-17
Beginning Unrestricted Fund Equity	\$1,779,047	\$2,626,634	\$1,915,497
<u>Receipts</u>			
Water	9,662,062	9,000,000	9,200,000
Sewer Revenue	2,759,542	2,600,000	2,700,000
Service Restoration & Penalty Charges	330,779	272,400	282,400
Utility Taps	34,415	20,500	20,500
New Service Fees	16,869	14,000	14,000
Other Financing Sources (Leases)	0	127,000	66,000
Grants	510,889	11,900	0
Miscellaneous	60,450	54,068	23,820
Total Receipts	13,375,006	12,099,868	12,306,720
<u>Transfers-In</u>			
Transfers from Other Funds	0	0	0
Total Current Receipts	13,375,006	12,099,868	12,306,720
Total Funds Available	15,154,053	14,726,502	14,222,217
<u>Expenses</u>			
Personnel Services	2,479,596	2,546,272	2,483,465
Supplies and Materials	3,912,399	4,838,898	4,812,505
Maintenance of Land	971	400	700
Maintenance of Structures	389,735	445,145	419,200
Maintenance of Equipment	523,337	597,139	441,009
Contractual Services	860,285	820,571	857,200
Administrative Fees	564,028	646,237	646,674
Miscellaneous	35,427	11,819	43,147
Debt Service	448,318	442,951	464,228
Capital Outlay	3,313,323	2,461,573	1,965,913
Total Expenses	12,527,419	12,811,005	12,134,041
<u>Transfers-Out</u>			
Other Funds	0	0	0
Total Transfers-Out	0	0	0
Total Budgeted Expenses	12,527,419	12,811,005	12,134,041
Increase (Decrease) in Unrestricted Fund Equity	847,587	(711,137)	172,679
Ending Unrestricted Fund Equity	\$2,626,634	\$1,915,497	\$2,088,176

WATER AND SEWER FUND - FUND 405
EXPENSES BY DEPARTMENT
2016-17

<u>Department</u>	ACTUAL 2014-15	ESTIMATED 2015-16	PROPOSED 2016-17
000 Water Purchases	\$4,134,605	\$4,050,000	\$3,860,000
000 Non-Departmental	708,261	800,515	797,493
705 Water Treatment	1,372,801	1,792,831	2,586,192
710 Water Distribution	2,290,477	3,777,301	2,548,982
735 Customer Service	518,516	478,469	552,731
740 Wastewater Treatment	926,090	985,753	986,192
745 Purchasing	214,545	213,185	215,223
000 Debt Service - Capital Equipment	448,318	712,951	587,228
TOTAL	\$10,613,613	\$12,811,005	\$12,134,041

405-WATER AND SEWER

ACCOUNT #	ACCOUNT NAME	PRIOR-YR ACTUAL	---CURRENT YEAR--- BUDGET	ACTUAL	REVISED BUDGET	PROPOSED BUDGET	VARIANCE
<u>42-GRANTS & OTHER AGENCIES</u>							
4201-2013	TCDP REVENUE	253,899	60,000	0	11,900	0	11,900
4201-HWY87	UTILITY LINE RELOCATION	<u>256,990</u>	<u>0</u>	<u>0</u>	<u>0</u>	<u>0</u>	0
TOTAL 42-GRANTS & OTHER AGENCIES		510,889	60,000	0	11,900	0	11,900
<u>43-GENERAL SALES/OTHER SERVICE</u>							
4350	WATER SALES	9,662,062	9,000,000	6,472,107	9,000,000	9,200,000	(200,000)
4355	SEWAGE DISPOSAL	2,759,542	2,800,000	1,857,362	2,600,000	2,700,000	(100,000)
4359	WATER TAMPERING FEES	957	200	2,800	2,400	2,400	0
4361	LATE CHARGES	223,759	205,000	142,134	180,000	190,000	(10,000)
4363	SERVICE RESTORATION FEES	106,063	90,000	66,247	90,000	90,000	0
4364	NEW SERVICE FEES	16,869	12,000	11,568	14,000	14,000	0
4370	NEW WATER TAPS	23,101	15,000	18,866	15,000	15,000	0
4371	NEW SEWER TAPS	<u>11,314</u>	<u>5,000</u>	<u>6,522</u>	<u>5,500</u>	<u>5,500</u>	0
TOTAL 43-GENERAL SALES/OTHER SERVICE		12,803,667	12,127,200	8,577,605	11,906,900	12,216,900	(310,000)
<u>46-INTEREST INCOME</u>							
4602	INTEREST INCOME	<u>3,653</u>	<u>3,000</u>	<u>3,469</u>	<u>6,000</u>	<u>6,000</u>	0
TOTAL 46-INTEREST INCOME		3,653	3,000	3,469	6,000	6,000	0

405-WATER AND SEWER

ACCOUNT #	ACCOUNT NAME	PRIOR-YR ACTUAL	---CURRENT YEAR--- BUDGET	---CURRENT YEAR--- ACTUAL	REVISED BUDGET	PROPOSED BUDGET	VARIANCE
<u>49-MISCELLANEOUS</u>							
4903	INSURANCE RECOVERY	2,973	0	0	22,649	0	22,649
4905	OTHER INCOME	717	300	11,399	11,399	300	11,099
4906	RETURNED CHECK FEES	2,875	3,100	2,375	2,800	2,800	0
4907	SALE OF GARBAGE BAGS	298	250	157	220	220	0
4908	ONLINE PAYMENT FEES	13,770	0	0	0	0	0
4916	SEWER DUMPING AT WWTP	11,258	14,500	11,237	11,000	14,500	(3,500)
4921	OTHER FINANCING SOURCES	0	127,000	0	127,000	66,000	61,000
4922	REIMBURSEMENTS - TXDOT HWY 87	0	260,199	0	0	0	0
4925	CONTRIBUTIONS	24,906	0	0	0	0	0
TOTAL 49-MISCELLANEOUS		56,797	405,349	25,169	175,068	83,820	91,248
4921	OTHER FINANCING SOURCES	CURRENT YEAR NOTES:					
		FY2015-16 Dept 705 \$23,500 1/2 ton Pickup					
		Dept 710 23,500 1/2 ton Pickup					
		40,000 Utility Crew Truck					
		Dept 740 40,000 Utility Crew Truck					
4921	OTHER FINANCING SOURCES	NEXT YEAR NOTES:					
		FY2016-17 Dept 735 \$50,000 Payment Kiosk					
		Dept 710 \$16,000 Bomag					
***	DEPARTMENT TOTAL ***	13,375,006	12,595,549	8,606,243	12,099,868	12,306,720	(206,852)
***	TOTAL BUDGETED REVENUES ***	13,375,006	12,595,549	8,606,243	12,099,868	12,306,720	(206,852)

*** END OF REPORT ***

Dept. 000 – Non-Departmental**Utility Fund**

Non-Departmental accounts for expenses that are not exclusively within the functional responsibilities of any one department including water purchases. These expenditures also account for administrative fees paid to the General Fund.

	Actual 2014-15	Revised 2015-16	Proposed 2016-17
51 – Supplies and Materials	\$4,134,605	\$4,050,000	\$3,860,000
55 – Contractual Services	38,476	42,984	40,819
56 – Miscellaneous	69,785	757,531	756,674
Total	\$4,842,866	\$4,850,515	\$4,657,493

Budget Highlights:

5128 – Utilities –Water purchases.

5641 – Administrative Fees – Fees paid to General Fund for services provided by General Fund departments.

405-WATER AND SEWER
021-PUBLIC WORKS
000-NON-DEPARTMENTAL

ACCOUNT #	ACCOUNT NAME	PRIOR-YR ACTUAL	--CURRENT YEAR-- BUDGET	ACTUAL	REVISED BUDGET	PROPOSED BUDGET	VARIANCE
<u>SUPPLIES & MATERIALS</u>							
021-000-5128	RAW WATER PURCHASES	<u>4,134,605</u>	<u>3,900,000</u>	<u>2,708,939</u>	<u>4,050,000</u>	<u>3,860,000</u>	<u>(190,000)</u>
TOTAL SUPPLIES & MATERIALS		<u>4,134,605</u>	<u>3,900,000</u>	<u>2,708,939</u>	<u>4,050,000</u>	<u>3,860,000</u>	<u>(190,000)</u>
<u>CONTRACTUAL SERVICES</u>							
021-000-5520	INSURANCE	1,681	1,723	888	888	1,723	835
021-000-5521	SPECIAL SERVICES	34,899	35,000	29,944	40,000	37,000	(3,000)
021-000-5521-17	BANK CHARGES	0	855	0	200	200	0
021-000-5535	RENT	<u>1,896</u>	<u>2,000</u>	<u>1,896</u>	<u>1,896</u>	<u>1,896</u>	<u>0</u>
021-000-5535	PERMANENT NOTES: Rent to Airpark for Building #15 - \$158/month (records storage - cost split between Utility & Gen. Fund)						
TOTAL CONTRACTUAL SERVICES		38,476	39,578	32,727	42,984	40,819	(2,165)
<u>MISCELLANEOUS</u>							
021-000-5641	ADMINISTRATIVE FEES	564,028	646,237	484,678	646,237	646,674	437
021-000-5643	BAD DEBT WRITE-OFF	105,757	110,000	83,178	110,000	110,000	0
021-000-5645	LATE PAY FEES & PENALTY	<u>0</u>	<u>0</u>	<u>1,294</u>	<u>1,294</u>	<u>0</u>	<u>(1,294)</u>
TOTAL MISCELLANEOUS		<u>669,785</u>	<u>756,237</u>	<u>569,150</u>	<u>757,531</u>	<u>756,674</u>	<u>(857)</u>
TOTAL 000-NON-DEPARTMENTAL		<u>4,842,866</u>	<u>4,695,815</u>	<u>3,310,816</u>	<u>4,850,515</u>	<u>4,657,493</u>	<u>(193,022)</u>
		=====	=====	=====	=====	=====	=====

Dept. 735 - Water Office/Customer Svc.

Utility Fund

The Water Office is responsible for the billing and collection of fees for water and wastewater service, sanitation collection, and environmental fee. Department personnel are responsible for reading service meters, computing and sending bills and collection and posting of payments.

ACHIEVEMENTS

- Designed and Implement a list of procedures to insure all use of water is billed.
- Reduced customer online credit card convenience fees to encourage more customers to pay online.
- Advertised the ways customers can pay without coming into the office in person to increase payment recording efficiency and to give the office staff more time to assist customers who need help.
- Changed billing to a window envelope and outsourced the mailing process.
- Improved meter reader routes for all zones

GOALS

- Continue to push excellent customer service putting our citizens and their needs first.
- Run idles for each Zone monthly.
- Install locking devices on accounts with a poor history to prevent jumpers.
- Continue to generate service orders for dead meters.
- Inform customers about our free online bill pay.
- Implement a payment kiosk to better serve our customers.

	Actual 2014-15	Revised 2015-16	Proposed 2016-17
50 – Personnel Services	\$354,566,	\$308,376	\$336,773
51 – Supplies and Materials	42,229	20,250	18,150
53 – Maint. of Bldgs/Structures	1,581	1,500	1,600
54 – Maintenance of Equipment	42,255	30,088	34,093
55 – Contractual Services	74,465	118,255	112,115
56 – Miscellaneous	3,421	0	0
63 – Equipment	0	0	50,000
Total	\$518,516	\$478,469	\$552,731

Budget Highlights:

5521 – Special Services – Annual Outsource for billing, notices, etc; Collection Fees, bee extermination, and contractual cleaning service

6310 – Furniture and Fixtures – (PB) LP-Payment Kiosk (\$50,000)

405-WATER AND SEWER
002-FINANCE
735-WATER OFFICE-CUSTOMER

ACCOUNT #	ACCOUNT NAME	PRIOR-YR ACTUAL	--CURRENT YEAR-- BUDGET	ACTUAL	REVISED BUDGET	PROPOSED BUDGET	VARIANCE
<u>PERSONNEL SERVICES</u>							
002-735-5010	SALARIES	218,348	220,241	147,158	205,241	220,255	15,014
002-735-5021	TERMINATION PAY	7,273	0	2,637	3,000	0	(3,000)
002-735-5022	VACATION BUY BACK	1,308	1,300	1,347	1,400	1,300	(100)
002-735-5035	OVERTIME	4,184	5,000	471	2,000	5,000	3,000
002-735-5045	LONGEVITY	1,263	1,306	849	1,306	1,705	399
002-735-5050	RETIREMENT	56,695	37,207	24,105	37,207	39,147	1,940
002-735-5060	GROUP INSURANCE	38,636	40,024	27,065	35,524	44,741	9,217
002-735-5065	WORKERS' COMPENSATION	5,243	5,243	5,243	5,243	5,545	302
002-735-5070	RETIREMENT-DEFERRED COM	12,930	12,554	9,041	12,654	12,577	(77)
002-735-5075	LIFE & DISABILITY INSUR	5,007	2,517	1,357	1,517	1,996	479
002-735-5080	MEDICARE	3,400	3,304	2,259	2,304	3,310	1,006
002-735-5085	UNEMPLOYMENT TAXES	<u>282</u>	<u>630</u>	<u>931</u>	<u>980</u>	<u>1,197</u>	<u>217</u>
TOTAL PERSONNEL SERVICES		354,566	329,326	222,463	308,376	336,773	28,397
<u>SUPPLIES & MATERIALS</u>							
002-735-5110	OFFICE SUPPLIES	7,107	9,500	3,342	3,500	3,500	0
002-735-5112	FOOD SUPPLIES	44	220	0	100	100	0
002-735-5114	WEARING APPAREL	703	500	78	300	300	0
002-735-5116	GASOLINE, OIL, & GREASE	9,502	8,240	5,351	7,500	7,900	400
002-735-5117	MINOR APPARATUS	1,506	2,000	2,182	4,500	2,000	(2,500)

405-WATER AND SEWER
002-FINANCE
735-WATER OFFICE-CUSTOMER

ACCOUNT #	ACCOUNT NAME	PRIOR-YR ACTUAL	--CURRENT YEAR-- BUDGET	ACTUAL	REVISED BUDGET	PROPOSED BUDGET	VARIANCE
002-735-5118	JANITORIAL SUPPLIES	161	850	724	600	600	0
002-735-5123	OTHER SUPPLIES	421	500	456	500	500	0
002-735-5124	POSTAGE	20,514	1,000	478	950	950	0
002-735-5126	MERCHANDISE FOR SALES	313	400	0	400	400	0
002-735-5128	UTILITIES	<u>1,958</u>	<u>2,000</u>	<u>1,209</u>	<u>1,900</u>	<u>1,900</u>	<u>0</u>
TOTAL SUPPLIES & MATERIALS		42,229	25,210	13,820	20,250	18,150	(2,100)
<u>MAINTENANCE OF BUILDINGS/</u>							
002-735-5311	MAINT OF BLDGS-POLLY MA	<u>1,581</u>	<u>2,000</u>	<u>440</u>	<u>1,500</u>	<u>1,600</u>	<u>100</u>
TOTAL MAINTENANCE OF BUILDINGS/		1,581	2,000	440	1,500	1,600	100
<u>MAINTENANCE OF EQUIPMENT</u>							
002-735-5411	MAINT. FURNITURE & FIXT	12,154	13,388	10,067	13,388	17,593	4,205
002-735-5412	VEHICLE MAINTENANCE	30,053	15,000	10,255	15,000	15,000	0
002-735-5422	MAINT HEATING & COOLING	<u>48</u>	<u>800</u>	<u>1,157</u>	<u>1,700</u>	<u>1,500</u>	<u>(200)</u>
TOTAL MAINTENANCE OF EQUIPMENT		42,255	29,188	21,479	30,088	34,093	4,005
<u>CONTRACTUAL SERVICES</u>							
002-735-5511	COMMUNICATIONS	3,449	2,000	2,803	4,500	4,500	0
002-735-5515	HIRE OF EQUIPMENT	2,591	3,300	1,992	3,000	3,000	0
002-735-5520	INSURANCE	1,269	1,300	1,978	1,978	1,100	(878)
002-735-5521	SPECIAL SERVICES	15,721	10,000	17,373	19,000	12,000	(7,000)
002-735-5521-07	SPECIAL SERVICES-ACCOUN	0	0	9,661	9,661	10,000	339

405-WATER AND SEWER
002-FINANCE
735-WATER OFFICE-CUSTOMER

ACCOUNT #	ACCOUNT NAME	PRIOR-YR ACTUAL	--CURRENT YEAR-- BUDGET	ACTUAL	REVISED BUDGET	PROPOSED BUDGET	VARIANCE
002-735-5521-10	SPCS SERVS - OUTSOURCE	44,476	72,916	42,933	72,916	73,000	84
002-735-5521-15	SPL SERVICES - CREDIT C	0	0	0	1,250	2,565	1,315
002-735-5530	TRAVEL EXPENSE	0	200	0	0	0	0
002-735-5541	PERMITS,LICENSES,&TESTI	142	0	0	0	0	0
002-735-5550	ELECTRICITY	4,957	6,000	1,600	4,000	4,000	0
002-735-5555	EDUCATION AND TRAINING	0	50	0	50	50	0
002-735-5560	GAS FOR HEATING	<u>1,859</u>	<u>2,100</u>	<u>1,635</u>	<u>1,900</u>	<u>1,900</u>	<u>0</u>
002-735-5521	PERMANENT NOTES: This account includes cost of extermination of bees from meter boxes						
TOTAL CONTRACTUAL SERVICES		74,465	97,866	79,976	118,255	112,115	(6,140)
<u>MISCELLANEOUS</u>							
002-735-5616	JUDGEMENTS & DAMAGES	<u>3,421</u>	<u>0</u>	<u>0</u>	<u>0</u>	<u>0</u>	<u>0</u>
TOTAL MISCELLANEOUS		3,421	0	0	0	0	0
<u>EQUIPMENT</u>							
002-735-6310	FURNITURE & FIXTURES	<u>0</u>	<u>0</u>	<u>0</u>	<u>0</u>	<u>50,000</u>	<u>50,000</u>
002-735-6310	NEXT YEAR NOTES: FY 2016-17 Payment Kiosk \$50,000						
TOTAL EQUIPMENT		0	0	0	0	50,000	50,000

CITY OF BIG SPRING
 BUDGET PRESENTATION
 AS OF: JUNE 30TH, 2016

405-WATER AND SEWER
 002-FINANCE
 735-WATER OFFICE-CUSTOMER

ACCOUNT #	ACCOUNT NAME	PRIOR-YR ACTUAL	--CURRENT YEAR-- BUDGET	ACTUAL	REVISED BUDGET	PROPOSED BUDGET	VARIANCE
<u>VEHICLES</u>							
	TOTAL 735-WATER OFFICE-CUSTOMER	518,516	483,590	338,177	478,469	552,731	74,262
DEPARTMENTAL NOTES							
	TOTAL 002-FINANCE	518,516	483,590	338,177	478,469	552,731	74,262

Dept. 705 – Water Treatment

Utility Fund

The Water Treatment Plant consists of conventional surface water treatment facility with the ability to treat approximately 16 million gallons per day and to filter 21 million gallons per day. The plant utilizes remote control feed systems for accurate measurement and injection of required chemicals. This ensures maintenance of water quality within EPA and Health Department limits.

ACHIEVEMENTS

- Continued to work within the established Drought Contingency Plan.
- Continued to improve training to provide employee certification.
- Continued to maintained TCEQ drinking water standards.
- Initiated rehab of filters and valves project.

GOALS

- Continue to maintain full staff.
- Continue to improve training and have staff obtain various levels of certification.
- Continue to maintain TCEQ drinking water standards.
- Continue to upgrade and maintain pumping and holding stations.
- Continue to comply with RTCR rules and sampling regulations.
- To maintain compliance with EPA LT2 sampling starting October 2016.
- To test for lead and copper starting October 2016.

	Actual 2014-15	Revised 2015-16	Proposed 2016-17
50 – Personnel Services	\$432,706	\$467,418	\$487,819
51 – Supplies and Materials	447,676	375,332	374,630
52 – Maintenance of Land	971	200	500
53 – Maint. Of Bldgs/Structures	34,764	45,000	13,500
54 – Maintenance of Equipment	68,765	57,825	54,825
55 – Contractual Services	386,617	359,618	354,918
56 – Miscellaneous	0	0	0
62 – Building & Structures	42,366	311,171	0
63 – Equipment	66,389	152,767	1,300,000
64 – Vehicles	0	23,500	0
Total	\$1,521,082	\$1,792,831	\$2,586,192

Budget Highlights:

5119 – Chemicals – Chemicals for treatment process.

5124 – Postage – Cost to mail annual Consumer Confidence Report

6311 – Machinery and Equipment – WTP Electrical and Generator (\$100,000), Lancaster Booster (\$200,000), Filter upgrades (\$1,000,000).

405-WATER AND SEWER
021-PUBLIC WORKS
705-WATER TREATMENT

ACCOUNT #	ACCOUNT NAME	PRIOR-YR ACTUAL	--CURRENT YEAR-- BUDGET	ACTUAL	REVISED BUDGET	PROPOSED BUDGET	VARIANCE
<u>PERSONNEL SERVICES</u>							
021-705-5010	SALARIES	256,282	286,439	194,870	271,439	286,474	15,035
021-705-5021	TERMINATION PAY	11,988	0	4,113	10,000	0	(10,000)
021-705-5022	VACATION BUY BACK	3,244	3,250	2,725	3,250	3,250	0
021-705-5035	OVERTIME	57,622	35,000	31,999	43,000	35,000	(8,000)
021-705-5045	LONGEVITY	750	1,302	522	1,302	1,371	69
021-705-5050	RETIREMENT	6,868	53,871	38,653	59,571	56,594	(2,977)
021-705-5055	STANDBY PAY	6,463	3,900	5,280	7,400	3,900	(3,500)
021-705-5060	GROUP INSURANCE	50,616	45,083	38,750	31,083	56,723	25,640
021-705-5065	WORKERS' COMPENSATION	11,559	11,559	11,559	11,559	17,252	5,693
021-705-5070	RETIREMENT-DEFERRED COM	17,389	18,177	14,394	19,377	18,183	(1,194)
021-705-5075	LIFE & DISABILITY INSUR	5,179	3,234	1,831	3,234	2,919	(315)
021-705-5080	MEDICARE	4,650	4,783	3,459	4,783	4,785	2
021-705-5085	UNEMPLOYMENT TAXES	96	720	1,351	1,420	1,368	(52)
TOTAL PERSONNEL SERVICES		432,706	467,318	349,505	467,418	487,819	20,401
<u>SUPPLIES & MATERIALS</u>							
021-705-5110	OFFICE SUPPLIES	3,666	6,000	1,851	3,000	3,000	0
021-705-5112	FOOD SUPPLIES	905	200	327	352	250	(102)
021-705-5114	WEARING APPAREL	3,011	2,500	2,166	2,500	2,500	0
021-705-5116	GASOLINE, OIL, & GREASE	5,566	6,180	3,995	6,180	6,180	0

405-WATER AND SEWER
021-PUBLIC WORKS
705-WATER TREATMENT

ACCOUNT #	ACCOUNT NAME	PRIOR-YR ACTUAL	--CURRENT YEAR-- BUDGET	ACTUAL	REVISED BUDGET	PROPOSED BUDGET	VARIANCE
021-705-5117	MINOR APPARATUS	11,353	10,000	8,424	10,000	10,000	0
021-705-5118	JANITORIAL SUPPLIES	1,963	1,300	1,838	2,100	1,500	(600)
021-705-5119	CHEMICALS	232,847	250,000	172,343	200,000	200,000	0
021-705-5123	OTHER SUPPLIES	577	700	448	700	700	0
021-705-5124	POSTAGE	485	6,000	148	500	500	0
021-705-5128	UTILITIES	<u>187,303</u>	<u>100,000</u>	<u>107,883</u>	<u>150,000</u>	<u>150,000</u>	<u>0</u>
TOTAL SUPPLIES & MATERIALS		447,676	382,880	299,423	375,332	374,630	(702)
<u>MAINTENANCE OF LAND</u>							
021-705-5210	LAND MAINTENANCE	<u>971</u>	<u>1,500</u>	<u>91</u>	<u>200</u>	<u>500</u>	<u>300</u>
TOTAL MAINTENANCE OF LAND		971	1,500	91	200	500	300
<u>MAINTENANCE OF BUILDINGS/</u>							
021-705-5311	MAINTENANCE OF BUILDING	2,656	1,500	1,089	27,500	1,500	(26,000)
021-705-5313	MAINT. OF TREATMENT PLA	27,977	4,000	16,210	16,500	10,000	(6,500)
021-705-5322	MAINTENANCE OF FENCES &	<u>4,131</u>	<u>3,500</u>	<u>0</u>	<u>1,000</u>	<u>2,000</u>	<u>1,000</u>
TOTAL MAINTENANCE OF BUILDINGS/		34,764	9,000	17,298	45,000	13,500	(31,500)
<u>MAINTENANCE OF EQUIPMENT</u>							
021-705-5412	VEHICLE MAINTENANCE	13,556	10,710	12,566	14,000	11,000	(3,000)
021-705-5413	MAINTENANCE OF FIRE APP	247	150	121	150	150	0
021-705-5415	MAINTENANCE OF RADIOS	1,472	175	0	175	175	0
021-705-5417	MAINTENANCE OF MOWERS	81	500	171	500	500	0

405-WATER AND SEWER
021-PUBLIC WORKS
705-WATER TREATMENT

ACCOUNT #	ACCOUNT NAME	PRIOR-YR ACTUAL	--CURRENT YEAR-- BUDGET	ACTUAL	REVISED BUDGET	PROPOSED BUDGET	VARIANCE
021-705-5422	MAINT HEATING & COOLING	467	500	856	500	500	0
021-705-5425	MAINT. MACHINERY, TOOLS	<u>52,942</u>	<u>45,000</u>	<u>55,377</u>	<u>42,500</u>	<u>42,500</u>	<u>0</u>
TOTAL MAINTENANCE OF EQUIPMENT		68,765	57,035	69,091	57,825	54,825	(3,000)
<u>CONTRACTUAL SERVICES</u>							
021-705-5511	COMMUNICATIONS	4,648	3,700	3,460	4,500	4,500	0
021-705-5515	HIRE OF EQUIPMENT	7,866	8,029	5,444	7,000	7,000	0
021-705-5520	INSURANCE	3,517	3,605	3,963	3,963	3,963	0
021-705-5521	SPECIAL SERVICES	47,879	35,000	19,253	25,000	25,000	0
021-705-5521-05	SPECIAL SERVICES-ENGINE	4,048	10,000	25,313	26,000	25,000	(1,000)
021-705-5521-14	SPECIAL SERVICES-TCEQ	22,572	25,500	22,572	23,000	23,000	0
021-705-5525	ADVERTISING	3,678	0	0	0	0	0
021-705-5530	TRAVEL EXPENSE	2,387	3,500	7,070	7,500	4,000	(3,500)
021-705-5540	DUES & SUBSCRIPTIONS	0	0	350	400	200	(200)
021-705-5541	PERMITS,LICENSES,TESTIN	1,168	700	0	555	555	0
021-705-5550	ELECTRICITY	287,065	224,000	244,296	260,000	260,000	0
021-705-5555	EDUCATION & TRAINING	51	400	0	200	200	0
021-705-5560	GAS FOR HEATING	<u>1,738</u>	<u>1,800</u>	<u>1,335</u>	<u>1,500</u>	<u>1,500</u>	<u>0</u>
TOTAL CONTRACTUAL SERVICES		386,617	316,234	333,055	359,618	354,918	(4,700)

405-WATER AND SEWER
 021-PUBLIC WORKS
 705-WATER TREATMENT

ACCOUNT #	ACCOUNT NAME	PRIOR-YR ACTUAL	--CURRENT YEAR-- BUDGET	ACTUAL	REVISED BUDGET	PROPOSED BUDGET	VARIANCE
<u>MISCELLANEOUS</u>							
021-705-5645	LATE PAY FEES & PENALTY	0	0	10	0	0	0
TOTAL MISCELLANEOUS		0	0	10	0	0	0
<u>BUILDING & STRUCTURES</u>							
021-705-6213	WATER TREATMENT	42,366	75,000	16,020	75,000	0	(75,000)
021-705-6213-04	SCADA SYSTEM UPGRADE	0	0	236,171	236,171	0	(236,171)
TOTAL BUILDING & STRUCTURES		42,366	75,000	252,191	311,171	0	(311,171)
<u>EQUIPMENT</u>							
021-705-6311	MACHINERY AND EQUIPMENT	19,889	0	0	0	1,300,000	1,300,000
021-705-6316	DISTRIBUTION LINES	46,500	0	152,767	152,767	0	(152,767)
021-705-6311	NEXT YEAR NOTES:						
	FY 2016-17 \$ 100,000						
	200,000						
	1,000,000						
	WTP Electrical and Generator						
	Lancaster Booster						
	Filter upgrades						
TOTAL EQUIPMENT		66,389	0	152,767	152,767	1,300,000	1,147,233
<u>VEHICLES</u>							
021-705-6401	MOTOR VEHICLES	40,827	23,500	23,500	23,500	0	(23,500)
TOTAL VEHICLES		0	23,500	23,500	23,500	0	(23,500)
TOTAL 705-WATER TREATMENT		1,521,082	1,332,467	1,496,931	1,792,831	2,586,192	793,361
		=====	=====	=====	=====	=====	=====

Dept. 710 – Distribution and Collection

Utility Fund

The Distribution and Collection (D & C) Department provides for operation, maintenance and construction of the City's water distribution and wastewater collection system as well as meter testing and administration of the utilities division.

ACHIEVEMENTS

- Continued to maintain TCEQ requirement standards.
- Continued to improve employee prospects and retention.
- Worked on SOP's to improve work ethics and efficiency.
- Replaced 5100' of water mains.
- Replaced 2000' of sewer lines.

GOALS

- Continue to improve infrastructure through replacement.
- Continue to improve employee prospects and retention.
- Continue to maintain TCEQ requirement standards.
- Continue to monitor Sanitary Sewer Overflow requirements in an attempt to eliminate FOG.
- Assign a crew for fire hydrant repair and placement.
- Assign a crew dedicated for maintenance of sewer lines and responsible for the maintenance and welfare of the Jetter Truck.

	Actual 2014-15	Revised 2015-16	Proposed 2016-17
50 – Personnel Services	\$1,212,265	\$1,179,909	\$976,680
51 – Supplies and Materials	160,072	208,350	172,350
53 – Maint. of Bldg./Structures	329,501	390,000	390,000
54 – Maint. of Equipment	460,782	291,200	257,450
55 – Contractual Services	95,876	126,842	126,502
56 – Miscellaneous	31,980	10,500	10,000
63 – Equipment	0	1,507,000	616,000
64 – Vehicles	0	63,500	0
Total	\$2,290,477	\$3,777,301	\$2,548,982

Budget Highlights:

5515 – Hire of Equipment – Lease 3 backhoes, mini-excavator, and copy machine.
6311 – Machinery & Equipment - - (PB) LP-Bomag (\$16,000).
6316 – Distribution Lines – (PB) Water and Sewer line replacement (\$600,000).

405-WATER AND SEWER
021-PUBLIC WORKS
710-DISTRIBUTION & COLLEC

ACCOUNT #	ACCOUNT NAME	PRIOR-YR ACTUAL	--CURRENT YEAR-- BUDGET	ACTUAL	REVISED BUDGET	PROPOSED BUDGET	VARIANCE
<u>PERSONNEL SERVICES</u>							
021-710-5010	SALARIES	668,481	795,689	521,321	739,689	563,896	(175,793)
021-710-5015	AUTO ALLOWANCE	7,250	7,200	5,200	7,200	0	(7,200)
021-710-5021	TERMINATION PAY	9,037	3,000	3,956	4,000	3,000	(1,000)
021-710-5022	VACATION BUY BACK	7,179	7,200	8,283	8,300	7,200	(1,100)
021-710-5035	OVERTIME	105,109	60,000	27,587	37,000	60,000	23,000
021-710-5045	LONGEVITY	5,662	8,943	6,328	6,543	3,493	(3,050)
021-710-5050	RETIREMENT	194,202	147,220	93,674	147,620	112,691	(34,929)
021-710-5055	STANDBY PAY	10,884	19,500	8,820	13,500	19,500	6,000
021-710-5060	GROUP INSURANCE	105,096	123,604	80,716	112,604	117,520	4,916
021-710-5065	WORKERS' COMPENSATION	29,105	29,105	29,105	29,105	34,528	5,423
021-710-5070	RETIREMENT-DEFERRED COM	44,406	49,674	34,752	49,674	36,206	(13,468)
021-710-5075	LIFE & DISABILITY INSUR	13,515	8,412	4,612	8,412	6,211	(2,201)
021-710-5080	MEDICARE	11,637	13,072	8,731	13,072	9,528	(3,544)
021-710-5085	UNEMPLOYMENT TAXES	703	1,890	3,095	3,190	2,907	(283)
TOTAL PERSONNEL SERVICES		1,212,265	1,274,509	836,180	1,179,909	976,680	(203,229)

405-WATER AND SEWER
021-PUBLIC WORKS
710-DISTRIBUTION & COLLEC

ACCOUNT #	ACCOUNT NAME	PRIOR-YR ACTUAL	--CURRENT YEAR-- BUDGET	ACTUAL	REVISED BUDGET	PROPOSED BUDGET	VARIANCE
<u>SUPPLIES & MATERIALS</u>							
021-710-5110	OFFICE SUPPLIES	8,560	4,000	2,912	3,500	4,000	500
021-710-5112	FOOD SUPPLIES	982	500	709	500	500	0
021-710-5114	WEARING APPAREL	10,173	10,000	5,651	7,500	10,000	2,500
021-710-5116	GASOLINE, OIL, & GREASE	64,991	61,800	31,700	44,000	61,800	17,800
021-710-5117	MINOR APPARATUS	65,916	21,000	83,054	83,200	21,000	(62,200)
021-710-5118	JANITORIAL SUPPLIES	4,620	1,400	1,420	1,600	1,600	0
021-710-5119	CHEMICALS	1,754	1,000	0	500	1,000	500
021-710-5123	OTHER SUPPLIES	2,882	2,400	2,020	2,400	2,400	0
021-710-5124	POSTAGE	195	50	149	150	50	(100)
021-710-5128-01	LANDFILL	<u>0</u>	<u>0</u>	<u>53,380</u>	<u>65,000</u>	<u>70,000</u>	<u>5,000</u>
TOTAL SUPPLIES & MATERIALS		160,072	102,150	180,995	208,350	172,350	(36,000)
<u>MAINTENANCE OF BUILDINGS/</u>							
021-710-5314	MAINTENANCE OF SANITARY	13,499	45,000	9,150	15,000	15,000	0
021-710-5318	MAINT. PAVED & UNPAVED	<u>316,003</u>	<u>400,000</u>	<u>330,044</u>	<u>375,000</u>	<u>375,000</u>	<u>0</u>
TOTAL MAINTENANCE OF BUILDINGS/		329,501	445,000	339,194	390,000	390,000	0

405-WATER AND SEWER
021-PUBLIC WORKS
710-DISTRIBUTION & COLLEC

ACCOUNT #	ACCOUNT NAME	PRIOR-YR ACTUAL	--CURRENT YEAR-- BUDGET	ACTUAL	REVISED BUDGET	PROPOSED BUDGET	VARIANCE
<u>MAINTENANCE OF EQUIPMENT</u>							
021-710-5411	MAINT. FURNITURE & FIXT	367	0	0	0	0	0
021-710-5412	VEHICLE MAINTENANCE	151,898	75,000	103,226	140,000	102,000	(38,000)
021-710-5413	FIRE APPARATUS	0	100	0	100	100	0
021-710-5415	RADIO	0	350	35	100	350	250
021-710-5419	MAINTENANCE OF PIPE LIN	92,975	165,000	42,184	50,000	50,000	0
021-710-5420	METERS AND SETTINGS	214,110	175,000	71,428	100,000	100,000	0
021-710-5425	MAINT. MACHINERY, TOOLS	1,432	7,700	387	1,000	5,000	4,000
TOTAL MAINTENANCE OF EQUIPMENT		460,782	423,150	217,260	291,200	257,450	(33,750)
<u>CONTRACTUAL SERVICES</u>							
021-710-5511	COMMUNICATIONS	7,003	5,700	5,278	6,500	5,700	(800)
021-710-5515	HIRE OF EQUIPMENT	50,481	52,607	39,129	50,000	50,000	0
021-710-5520	INSURANCE	11,262	11,543	12,501	12,502	12,502	0
021-710-5521	SPECIAL SERVICES	22,446	60,000	37,307	44,000	50,000	6,000
021-710-5530	TRAVEL EXPENSE	4,241	6,000	5,204	6,000	6,000	0
021-710-5540	DUES & SUBSCRIPTIONS	30	350	55	5,540	0	(5,540)
021-710-5541	PERMITS,LICENSES,TESTIN	111	250	1,211	2,000	2,000	0
021-710-5555	EDUCATION & TRAINING	302	300	102	300	300	0
TOTAL CONTRACTUAL SERVICES		95,876	136,750	100,787	126,842	126,502	(340)

405-WATER AND SEWER
 021-PUBLIC WORKS
 710-DISTRIBUTION & COLLEC

ACCOUNT #	ACCOUNT NAME	PRIOR-YR ACTUAL	--CURRENT YEAR-- BUDGET	ACTUAL	REVISED BUDGET	PROPOSED BUDGET	VARIANCE
<u>MISCELLANEOUS</u>							
021-710-5616	JUDGEMENTS & DAMAGES	31,837	10,000	6,632	10,000	10,000	0
021-710-5645	LATE PAY FEES & PENALTI	144	0	451	500	0	(500)
TOTAL MISCELLANEOUS		31,980	10,000	7,083	10,500	10,000	(500)
<u>EQUIPMENT</u>							
021-710-6311	MACHINERY AND EQUIPMENT	0	5,950	0	5,950	16,000	10,050
021-710-6316	DISTRIBUTION LINES	0	1,500,000	899,387	1,500,000	600,000	(900,000)
021-710-6316-01	HIGHWAY 87 BYPASS	0	0	1,048	1,050	0	(1,050)
021-710-6311	NEXT YEAR NOTES: FY 2016-17 \$16,000 Bomag						
021-710-6316	NEXT YEAR NOTES: FY 2016-17 \$600,000 Water and Sewer line replacement.						
TOTAL EQUIPMENT		0	1,505,950	900,435	1,507,000	616,000	(891,000)
<u>VEHICLES</u>							
021-710-6401	MOTOR VEHICLES	0	63,500	63,500	63,500	0	(63,500)
TOTAL VEHICLES		0	63,500	63,500	63,500	0	(63,500)
TOTAL 710-DISTRIBUTION & COLLEC		2,290,477	3,961,009	2,645,434	3,777,301	2,548,982	(1,228,319)
		=====	=====	=====	=====	=====	=====

Dept. 740 – Wastewater Treatment

Utility Fund

The Wastewater Treatment Plant incorporates an advanced secondary treatment process for effective and environmentally safe treatment and disposal of wastewater. The plant conducts laboratory testing of wastewater samples and monitors the treatment process on a 24-hour basis.

ACHIEVEMENTS

- Continued to maintain required training and certification for all employees.
- Completed Contract A Improvements in the Wastewater Treatment Plant.
- Continued to maintain TCEQ treatment standards.

GOALS

- Continue to maintain TCEQ treatment standards.
- Continue to maintain required training and certification for all employees.
- Continue to upgrade and maintain lift stations.

	Actual 2014-15	Revised 2015-16	Proposed 2016-17
50 – Personnel Services	\$ 437,167	\$ 459,290	\$ 546,269
51 – Supplies and Materials	122,220	182,270	182,750
53 – Maint. of Bldgs/Structures	22,794	7,920	13,500
54 – Maintenance of Equipment	49,740	100,375	88,475
55 – Contractual Services	294,143	146,438	155,138
56 – Miscellaneous	25	25	0
62 – Building & Structures	0	43,060	0
63 – Equipment	0	6,375	0
64 – Vehicles	0	40,000	0
Total	\$926,090	\$985,753	\$986,132

Budget Highlights:

5119 – Chemicals – Chemicals used in the treatment process.
 6401 - -Vehicles – (PB) LP-2017 Ford 4-250 Crew Cab Truck (\$40,000)

405-WATER AND SEWER
021-PUBLIC WORKS
740-WASTEWATER TREATMENT

ACCOUNT #	ACCOUNT NAME	PRIOR-YR ACTUAL	--CURRENT YEAR-- BUDGET	ACTUAL	REVISED BUDGET	PROPOSED BUDGET	VARIANCE
<u>PERSONNEL SERVICES</u>							
021-740-5010	SALARIES	252,794	316,672	199,620	271,672	320,056	48,384
021-740-5021	TERMINATION PAY	1,739	0	820	700	0	(700)
021-740-5022	VACATION BUY BACK	1,276	1,300	2,877	3,300	1,300	(2,000)
021-740-5035	OVERTIME	42,984	40,000	29,591	38,500	40,000	1,500
021-740-5045	LONGEVITY	4,744	6,442	5,404	5,942	7,035	1,093
021-740-5050	RETIREMENT	50,464	60,146	38,494	53,146	63,848	10,702
021-740-5055	STANDBY PAY	3,440	3,900	2,603	3,900	3,900	0
021-740-5060	GROUP INSURANCE	43,215	55,980	33,398	43,980	63,560	19,580
021-740-5065	WORKERS' COMPENSATION	9,588	9,588	9,588	9,588	12,778	3,190
021-740-5070	RETIREMENT-DEFERRED COM	16,852	20,294	14,117	18,794	20,513	1,719
021-740-5075	LIFE & DISABILITY INSUR	5,519	3,617	1,808	3,617	3,342	(275)
021-740-5080	MEDICARE	4,388	5,341	3,579	5,341	8,398	3,057
021-740-5085	UNEMPLOYMENT TAXES	<u>165</u>	<u>810</u>	<u>1,356</u>	<u>810</u>	<u>1,539</u>	<u>729</u>
021-740-5055	PERMANENT NOTES: Standby pay for 1 supervisor and 1 maintenance technician at all times.						
TOTAL PERSONNEL SERVICES		437,167	524,090	343,255	459,290	546,269	86,979

405-WATER AND SEWER
021-PUBLIC WORKS
740-WASTEWATER TREATMENT

ACCOUNT #	ACCOUNT NAME	PRIOR-YR ACTUAL	--CURRENT YEAR-- BUDGET	ACTUAL	REVISED BUDGET	PROPOSED BUDGET	VARIANCE
<u>SUPPLIES & MATERIALS</u>							
021-740-5110	OFFICE SUPPLIES	1,872	2,000	1,052	1,200	1,200	0
021-740-5112	FOOD SUPPLIES	191	150	245	270	250	(20)
021-740-5114	WEARING APPAREL	2,237	2,500	1,521	1,750	2,000	250
021-740-5116	GASOLINE, OIL, & GREASE	21,317	19,570	10,897	15,000	17,500	2,500
021-740-5117	MINOR APPARATUS	7,900	11,500	5,513	7,500	10,000	2,500
021-740-5118	JANITORIAL SUPPLIES	532	1,300	599	1,000	1,000	0
021-740-5119	CHEMICALS	76,340	100,000	51,752	75,000	75,000	0
021-740-5123	OTHER SUPPLIES	151	1,000	151	500	750	250
021-740-5124	POSTAGE	8	50	35	50	50	0
021-740-5128	UTILITIES	<u>11,673</u>	<u>20,000</u>	<u>72,188</u>	<u>80,000</u>	<u>75,000</u>	<u>(5,000)</u>
TOTAL SUPPLIES & MATERIALS		122,220	158,070	143,954	182,270	182,750	480
<u>MAINTENANCE OF BUILDINGS/</u>							
021-740-5311	MAINTENANCE OF BUILDING	3,848	1,000	236	1,000	1,000	0
021-740-5313	MAINT. OF TREATMENT PLA	18,947	10,000	2,164	2,500	10,000	7,500
021-740-5322	FENCES AND GATES	0	3,000	4,420	4,420	2,000	(2,420)
021-740-5325	MAINTENANCE OF MANHOLES	<u>0</u>	<u>500</u>	<u>0</u>	<u>0</u>	<u>500</u>	<u>500</u>
TOTAL MAINTENANCE OF BUILDINGS/		22,794	14,500	6,820	7,920	13,500	5,580

405-WATER AND SEWER
021-PUBLIC WORKS
740-WASTEWATER TREATMENT

ACCOUNT #	ACCOUNT NAME	PRIOR-YR ACTUAL	--CURRENT YEAR-- BUDGET	ACTUAL	REVISED BUDGET	PROPOSED BUDGET	VARIANCE
<u>MAINTENANCE OF EQUIPMENT</u>							
021-740-5412	VEHICLE MAINTENANCE	22,671	20,400	10,552	17,500	17,500	0
021-740-5413	MAINT OF FIRE APPARATUS	129	300	0	300	300	0
021-740-5415	MAINTENANCE OF RADIOS	2,354	175	0	175	175	0
021-740-5417	MAINTENANCE OF MOWERS	589	500	57	400	500	100
021-740-5422	MAINT HEATING & COOLING	1,869	300	90	7,000	0	(7,000)
021-740-5425	MAINT. MACHINERY, TOOLS	<u>22,128</u>	<u>75,000</u>	<u>43,357</u>	<u>75,000</u>	<u>70,000</u>	<u>(5,000)</u>
TOTAL MAINTENANCE OF EQUIPMENT		49,740	96,675	54,055	100,375	88,475	(11,900)
<u>CONTRACTUAL SERVICES</u>							
021-740-5511	COMMUNICATIONS	4,561	3,200	2,869	1,300	4,300	3,000
021-740-5515	HIRE OF EQUIPMENT	46,858	36,029	10,113	15,000	15,000	0
021-740-5520	INSURANCE	3,805	3,900	3,983	3,983	3,983	0
021-740-5521	SPECIAL SERVICES	15,710	20,000	11,553	17,500	17,500	0
021-740-5521-05	SPECIAL SERVICES-ENGINE	0	10,000	0	5,000	10,000	5,000
021-740-5521-14	SPECIAL SERVICES-TCEQ	32,909	24,000	23,539	24,000	24,000	0
021-740-5525	ADVERTISING	688	0	0	0	0	0
021-740-5530	TRAVEL EXPENSE	3,054	3,000	1,003	2,000	2,500	500
021-740-5540	DUES & SUBSCRIPTIONS	270	100	75	100	100	0
021-740-5541	PERMITS,LICENSES,TESTIN	111	1,000	111	555	555	0
021-740-5550	ELECTRICITY	183,568	210,000	39,156	75,000	75,000	0
021-740-5560	GAS FOR HEATING	<u>2,609</u>	<u>2,200</u>	<u>1,600</u>	<u>2,000</u>	<u>2,200</u>	<u>200</u>

405-WATER AND SEWER
 021-PUBLIC WORKS
 740-WASTEWATER TREATMENT

ACCOUNT #	ACCOUNT NAME	PRIOR-YR ACTUAL	--CURRENT YEAR-- BUDGET ACTUAL		REVISED BUDGET	PROPOSED BUDGET	VARIANCE
021-740-5521	PERMANENT NOTES: Testing and analyses on wastewater samples sent to outside laboratories (CBOD5, TSS, Ammonia Nitrogen, TDS, e-coli, sulfates, chlorides, Biomonitoring, Sludge Analysis, etc.) to meet state and federal regulations.						
TOTAL CONTRACTUAL SERVICES		294,143	313,429	94,003	146,438	155,138	8,700
<u>MISCELLANEOUS</u>							
021-740-5645	LATE PAY FEES & PENALTY	25	0	(15)	25	0	(25)
TOTAL MISCELLANEOUS		25	0	(15)	25	0	(25)
<u>BUILDING & STRUCTURES</u>							
021-740-6213	TREATMENT PLANTS	16,131	0	43,060	43,060	0	(43,060)
TOTAL BUILDING & STRUCTURES		16,131	0	43,060	43,060	0	(43,060)
<u>EQUIPMENT</u>							
021-740-6317	HEATING & COOLING SYSTEMS	0	0	0	6,375	0	(6,375)
TOTAL EQUIPMENT		0	0	0	6,375	0	(6,375)
<u>VEHICLES</u>							
021-740-6401	MOTOR VEHICLES	49,827	40,000	40,000	40,000	0	(40,000)
TOTAL VEHICLES		49,827	40,000	40,000	40,000	0	(40,000)
TOTAL 740-WASTEWATER TREATMENT		992,048	1,146,764	725,133	985,753	986,132	379
		=====	=====	=====	=====	=====	=====

Dept. 745 – Material Control

Utility Fund

Material Control coordinates purchase of like items between various City departments in an effort to take advantage of volume pricing. The department prepares and tabulates bids in accordance with municipal and state law as well as solicits and receives quotes, processes requisitions, purchase orders and invoices.

ACHIEVEMENTS

- Continued inventory specialist training increasing warehouse responsibility.
- Continued evaluating purchasing and inventory workflows to ensure effective responsiveness.
- Continued to improve the work relationship with Vector Fleet to standardize equipment specifications and the disposal of retired equipment.
- Expanded vendor lists for services and commodities.

GOALS

- Continue evaluating the layout of the warehouse and making changes as necessary.
- Continue evaluating purchasing and inventory workflows to ensure effective responsiveness.
- Continue cross-training the inventory specialist.
- Continue to implement the purchase card system to more departments.
- Implement a purchase order system.
- Evaluate the feasibility of a bar code inventory system.
- Become an active participant in the inter-local purchasing groups.
- Become more effective in preparing and evaluating RFB/RFPs.
- Continue assisting departments in identifying items for bids to reduce cost and delivery time.
- Continue to inform departments of expenditures and usage trends

	Actual 2014-15	Revised 2015-16	Proposed 2016-17
50 – Personnel Services	\$132,888	131,279	\$135,924
51 – Supplies and Materials	5,596	4,896	4,625
52 – Maintenance of Land	0	200	200
53 – Maint. of Bldg./Structures	1,093	725	600
54 – Maintenance of Equipment	4,259	7,651	6,166
55 – Contractual Services	70,709	68,434	67,708
Total	\$214,545	\$213,185	\$215,223

Budget Highlights:

5411 – Maint. Furniture & Fixtures – Annual maintenance fee on inventory system software.
5535 – Rent – Rental contract with Airpark for lease of warehouse.

405-WATER AND SEWER
021-PUBLIC WORKS
745-MATERIAL CONTROL

ACCOUNT #	ACCOUNT NAME	PRIOR-YR ACTUAL	--CURRENT YEAR-- BUDGET	ACTUAL	REVISED BUDGET	PROPOSED BUDGET	VARIANCE
<u>PERSONNEL SERVICES</u>							
021-745-5010	SALARIES	74,164	80,631	58,025	79,631	80,637	1,006
021-745-5015	AUTO ALLOWANCE	3,600	3,600	2,400	3,600	3,600	0
021-745-5021	TERMINATION PAY	382	0	0	0	0	0
021-745-5022	VACATION BUY BACK	1,960	2,000	1,683	1,683	2,000	317
021-745-5035	OVERTIME	2,481	1,500	986	1,000	1,000	0
021-745-5045	LONGEVITY	772	1,110	1,002	1,110	1,346	236
021-745-5050	RETIREMENT	23,322	15,145	10,654	16,245	15,947	(298)
021-745-5055	STANDBY PAY	3,838	3,900	2,805	3,900	3,900	0
021-745-5060	GROUP INSURANCE	10,352	11,501	8,310	11,801	12,981	1,180
021-745-5065	WORKERS' COMPENSATION	4,366	4,366	4,366	4,366	6,871	2,505
021-745-5070	DEFERRED COMP	4,723	5,110	3,956	5,110	5,123	13
021-745-5075	LIFE & DISABILITY INSUR	1,660	908	553	908	829	(79)
021-745-5080	MEDICARE	1,244	1,345	991	1,545	1,348	(197)
021-745-5085	UNEMPLOYMENT COMPENSATI	<u>23</u>	<u>180</u>	<u>308</u>	<u>380</u>	<u>342</u>	<u>(38)</u>
TOTAL PERSONNEL SERVICES		132,888	131,296	96,039	131,279	135,924	4,645

405-WATER AND SEWER
021-PUBLIC WORKS
745-MATERIAL CONTROL

ACCOUNT #	ACCOUNT NAME	PRIOR-YR ACTUAL	--CURRENT YEAR-- BUDGET	ACTUAL	REVISED BUDGET	PROPOSED BUDGET	VARIANCE
<u>SUPPLIES & MATERIALS</u>							
021-745-5110	OFFICE SUPPLIES	1,293	1,000	731	1,000	900	(100)
021-745-5112	FOOD SUPPLIES	0	100	0	0	0	0
021-745-5114	WEARING APPAREL	449	450	521	521	425	(96)
021-745-5116	GASOLINE, OIL AND GREAS	130	309	0	0	0	0
021-745-5117	MINOR APPARATUS	66	100	122	125	50	(75)
021-745-5124	POSTAGE	207	200	65	250	250	0
021-745-5126	MERCHANDISE FOR SALES	269	0	0	0	0	0
021-745-5128	UTILITIES	<u>3,181</u>	<u>3,000</u>	<u>2,000</u>	<u>3,000</u>	<u>3,000</u>	<u>0</u>
TOTAL SUPPLIES & MATERIALS		5,596	5,159	3,438	4,896	4,625	(271)
<u>MAINTENANCE OF LAND</u>							
021-745-5210	LAND MAINTENANCE	<u>0</u>	<u>200</u>	<u>0</u>	<u>200</u>	<u>200</u>	<u>0</u>
TOTAL MAINTENANCE OF LAND		0	200	0	200	200	0
<u>MAINTENANCE OF BUILDINGS/</u>							
021-745-5311	MAINTENANCE OF BUILDING	<u>1,093</u>	<u>600</u>	<u>714</u>	<u>725</u>	<u>600</u>	<u>(125)</u>
TOTAL MAINTENANCE OF BUILDINGS/		1,093	600	714	725	600	(125)

405-WATER AND SEWER
021-PUBLIC WORKS
745-MATERIAL CONTROL

ACCOUNT #	ACCOUNT NAME	PRIOR-YR ACTUAL	--CURRENT YEAR-- BUDGET	ACTUAL	REVISED BUDGET	PROPOSED BUDGET	VARIANCE
<u>MAINTENANCE OF EQUIPMENT</u>							
021-745-5411	MAINT. OF FURNITURE & F	2,282	2,396	2,396	2,396	2,516	120
021-745-5412	MAINTENANCE OF VEHICLES	1,250	1,734	3,206	3,700	1,700	(2,000)
021-745-5413	FIRE APPARATUS	317	150	0	150	150	0
021-745-5422	MAINT HEATING & COOLING	410	300	661	665	300	(365)
021-745-5425	MAINTENANCE OF MACHINER	0	1,500	740	740	1,500	760
TOTAL MAINTENANCE OF EQUIPMENT		4,259	6,080	7,003	7,651	6,166	(1,485)
<u>CONTRACTUAL SERVICES</u>							
021-745-5511	COMMUNICATIONS	4,865	3,500	2,845	4,300	3,500	(800)
021-745-5520	INSURANCE	540	553	558	558	558	0
021-745-5525	ADVERTISING	1,163	1,500	3,150	2,500	2,000	(500)
021-745-5535	RENT	49,926	50,000	37,445	49,926	50,000	74
021-745-5540	DUES & SUBSCRIPTIONS	0	150	0	150	150	0
021-745-5550	ELECTRICITY	7,695	8,000	4,110	7,000	7,000	0
021-745-5560	GAS FOR HEATING	6,520	6,000	3,457	4,000	4,500	500
021-745-5535	PERMANENT NOTES: Rental of Building 19 from Airpark.						
TOTAL CONTRACTUAL SERVICES		70,709	69,703	51,564	68,434	67,708	(726)

CITY OF BIG SPRING
 BUDGET PRESENTATION
 AS OF: JUNE 30TH, 2016

405-WATER AND SEWER
 021-PUBLIC WORKS
 745-MATERIAL CONTROL

ACCOUNT #	ACCOUNT NAME	PRIOR-YR ACTUAL	--CURRENT YEAR-- BUDGET	ACTUAL	REVISED BUDGET	PROPOSED BUDGET	VARIANCE
<u>MISCELLANEOUS</u>							
<u>EQUIPMENT</u>							
TOTAL 745-MATERIAL CONTROL		214,545	213,038	158,759	213,185	215,223	2,038
DEPARTMENTAL NOTES							
TOTAL 021-PUBLIC WORKS		9,646,778	11,349,093	8,337,073	11,617,385	10,994,022	(623,363)

Debt Service

Utility Fund

Debt Service is a Non-Departmental activity that accounts for lease-purchase payments and payments to the Capital Revolving Fund for equipment purchased with this funding.

	Actual 2014-15	Revised 2015-16	Proposed 2016-17
Total Debt Service	\$448,318	\$440,751	\$464,288

Transfers to Other Funds

Utility Fund

	Actual 2014-15	Revised 2015-16	Proposed 2016-17
Transfer to Bond Funds	\$124,397	\$272,200	\$123,000

405-WATER AND SEWER
 070-DEBT SERVICE
 000-NON-DEPARTMENTAL

ACCOUNT #	ACCOUNT NAME	PRIOR-YR ACTUAL	--CURRENT YEAR-- BUDGET	ACTUAL	REVISED BUDGET	PROPOSED BUDGET	VARIANCE
<u>DEBT SERVICE</u>							
070-000-5701	DEBT SERVICE - PREM/DI(0	0	16,433	0	0	0
070-000-5701-17	DEBT SVC-2004-05 CLARIF	364	26,747	0	0	0	0
070-000-5701-19	DEBT SVC-05-06 SIEMENS	358,468	314,653	24,872	314,653	314,653	0
070-000-5701-26	DEBT SVC-2009-10 EQUIPM	4,170	0	0	0	0	0
070-000-5701-27	DEBT SVC-2012-13 EQUIPM	6,980	7,233	6,028	7,063	7,146	83
070-000-5701-28	DEBT SVC-2013-14 EQUIPM	10,058	10,704	8,028	10,215	10,373	158
070-000-5701-56	DEBT SVC-2014-15 EQUIPM	68,278	100,755	58,414	92,410	94,004	1,594
070-000-5701-57	DEBT SRVC-2015-16 EQUIP	0	25,400	10,975	16,410	24,912	8,502
070-000-5701-58	DEBT SVC-2016-17 EQUIPM	0	0	0	0	13,200	13,200
TOTAL DEBT SERVICE		<u>448,318</u>	<u>485,492</u>	<u>124,750</u>	<u>440,751</u>	<u>464,288</u>	<u>23,537</u>
TOTAL 000-NON-DEPARTMENTAL		448,318	485,492	124,750	440,751	464,288	23,537
		=====	=====	=====	=====	=====	=====
TOTAL 070-DEBT SERVICE		448,318	485,492	124,750	440,751	464,288	23,537
		=====	=====	=====	=====	=====	=====

405-WATER AND SEWER
 080-INTERGOVERNMENTAL EX
 000-NON-DEPARTMENTAL

ACCOUNT #	ACCOUNT NAME	PRIOR-YR ACTUAL	--CURRENT YEAR-- BUDGET	ACTUAL	REVISED BUDGET	PROPOSED BUDGET	VARIANCE
<u>TRANSFERS TO OTHER FUNDS</u>							
080-000-5807	TNSF TO 2007 I&S CERT O	22,397	53,000	25,535	51,000	51,000	0
080-000-5807-02	TNSF TO 2012 I&S CO'S (388,000)	70,000	54,000	72,000	72,000	0
080-000-5808	TRANSFERS TO OTHER FUND	0	0	149,200	149,200	0	(149,200)
TOTAL TRANSFERS TO OTHER FUNDS		(365,604)	123,000	228,735	272,200	123,000	(149,200)
TOTAL 000-NON-DEPARTMENTAL		(365,604)	123,000	228,735	272,200	123,000	(149,200)
TOTAL 080-INTERGOVERNMENTAL EX		(365,604)	123,000	228,735	272,200	123,000	(149,200)
*** TOTAL BUDGETED EXPENSES ***		10,613,616	12,441,175	9,028,735	12,811,005	12,134,041	(676,964)

*** END OF REPORT ***

AIRPARK FUND - FUND 410
SUMMARY OF RECEIPTS AND EXPENSES
2016-17

	ACTUAL 2014-15	ESTIMATED 2015-16	PROPOSED 2016-17
Beginning Unrestricted Fund Equity	\$2,759,812	\$2,662,789	\$2,672,705
<u>Receipts</u>			
Rentals	1,172,073	1,024,000	924,000
Mineral Lease	5,889	121,154	100,000
Mineral Bonus	0	35,070	100,000
Grants	784,295	650,000	50,000
New Debt - Leases	0	145,813	106,500
Miscellaneous Revenue	9,767	214,572	5,200
Total Current Receipts	1,972,024	2,190,609	1,285,700
Total Funds Available	4,731,836	4,853,398	3,958,405
<u>Expenses</u>			
Personnel Services	464,638	422,282	425,166
Supplies and Materials	57,628	60,200	57,350
Maintenance of Structures	104,898	164,000	162,750
Maintenance of Equipment	105,411	68,225	65,700
Contractual Services	134,031	311,249	161,175
Miscellaneous Expenses	172,727	142,665	166,310
Debt Service	3,591	25,331	56,393
Capital Outlay	1,026,123	986,741	206,500
Total Expenses	2,069,047	2,180,693	1,301,344
Increase (Decrease) in Unrestricted Fund Equity	(97,023)	9,916	(15,644)
Ending Unrestricted Fund Equity	\$2,662,789	\$2,672,705	\$2,657,061

410-AIRPARK

ACCOUNT #	ACCOUNT NAME	PRIOR-YR ACTUAL	---CURRENT YEAR--- BUDGET	ACTUAL	REVISED BUDGET	PROPOSED BUDGET	VARIANCE
<u>43-GENERAL SALES/OTHER SERVICE</u>							
4351	MISCELLANEOUS WATER SALES	4,444	0	906	906	0	906
TOTAL 43-GENERAL SALES/OTHER SERVICE		4,444	0	906	906	0	906
<u>45-RECREATION</u>							
4507	MERCHANDISE SALES	865	80	139	200	200	0
TOTAL 45-RECREATION		865	80	139	200	200	0
<u>46-INTEREST INCOME</u>							
4602	INTEREST INCOME	3,539	250	5,733	5,000	5,000	0
TOTAL 46-INTEREST INCOME		3,539	250	5,733	5,000	5,000	0
<u>47-PROPERTY</u>							
4707	MINERAL LEASE - ROYALTIES	5,889	6,000	81,154	121,154	100,000	21,154
4707-01	MINERAL LEASE - BONUS	0	0	35,070	35,070	0	35,070
4709	LEASE OF LAND	210,014	130,000	177,122	170,000	170,000	0
4731	BUILDING RENTAL	959,377	940,000	708,560	850,000	850,000	0
4732	EQUIPMENT RENTAL	612	612	483	600	600	0
4736	FUEL FLOWAGE FEES/COMMISSIONS	2,070	0	2,582	3,400	3,400	0
TOTAL 47-PROPERTY		1,177,961	1,076,612	1,004,971	1,180,224	1,124,000	56,224

410-AIRPARK

ACCOUNT #	ACCOUNT NAME	PRIOR-YR ACTUAL	---CURRENT YEAR--- BUDGET	ACTUAL	REVISED BUDGET	PROPOSED BUDGET	VARIANCE
<u>49-MISCELLANEOUS</u>							
4903	INSURANCE RECOVERY	0	0	0	208,466	0	208,466
4905	OTHER INCOME	894	500	0	0	0	0
4906	RETURNED CHECK FEES	25	0	0	0	0	0
4921	OTHER FINANCING SOURCES	0	145,813	0	145,813	106,500	39,313
4931	CONTRIBUTIONS	<u>784,295</u>	<u>630,000</u>	<u>8,411</u>	<u>650,000</u>	<u>50,000</u>	600,000
TOTAL 49-MISCELLANEOUS		785,214	776,313	8,412	1,004,279	156,500	847,779
4905	OTHER INCOME	PERMANENT NOTES: Reimbursement to Airpark Fund for services provided by <u>Airpark personnel to other funds.</u>					
*** DEPARTMENT TOTAL ***		<u>1,972,024</u>	<u>1,853,255</u>	<u>1,020,161</u>	<u>2,190,609</u>	<u>1,285,700</u>	904,909
*** TOTAL BUDGETED REVENUES ***		<u>1,972,024</u>	<u>1,853,255</u>	<u>1,020,161</u>	<u>2,190,609</u>	<u>1,285,700</u>	904,909

*** END OF REPORT ***

Dept. 610 – Airpark

Airpark Fund

The Airpark Department provides for the maintenance and rental of Airpark property including industrial sites, buildings, and airport infrastructure. The City is required to comply with Federal Aviation Administration (FAA) rules and regulations regarding management of the Airpark and to work closely with the Texas Department of Transportation (TX DOT) Aviation Division.

ACHIEVEMENTS

- Completed and rented the new 12 unit T-Hangars.
- Completed and began use of the Fuel Tank Farm with self service capabilities.
- Obtained FAA Land-Use Waiver for converting aeronautical to revenue producing property.
- Organized and managed the 2016 National Hang Gliding Meet.
- Negotiated Right-of-Way purchase for access roads from Airport to the new Highway 87 Reliever Route.
- Began security enhancement program for airport hangars, warehouses and bunker storage units to include: lights, cameras and electrical gates.
- Worked to EDC to expand rail system on Airport and added new clients.
- Managed recovery efforts from hail storm that damaged vehicles and building.
- Removed over 2,000 Prairie Dogs in rodent control program.
- Completed Runway 17/35 Joint Seal Repair Project.

GOALS

- Construct access road to new Highway 87 Reliever Routes West and South.
- Locate new tenants for Western Container, warehouses, buildings #9 and #75.
- Complete crack seal project.
- Remove and remediate old aircraft fuel tank farm.
- Complete security enhancement program on hangar, Terminal and bunker storage units.
- Implement Trans loading operations.
- Begin program of demolition of old buildings and constructing new buildings.
- Bring more Aviation Activity to the airport.
- Work with EDC and bring more rail business to Industrial Park.

	Actual 2014-15	Revised 2015-16	Proposed 2016-17
50 – Personnel Services	\$ 464,638	\$422,282	\$425,166
51 – Supplies and Materials	57,628	60,200	57,350
53 – Maint. of Bldg./Structures	104,898	164,000	162,750
54 – Maintenance of Equipment	105,411	68,225	65,700
55 - Contractual Services	134,031	311,249	161,175
56 – Miscellaneous	172,727	142,665	166,310
61 – Land	0	150,000	0
62 – Building and Structures	398,900	674,600	100,000
63 – Equipment	0	16,328	11,500
64 – Vehicles	0	145,813	95,000
Total	\$1,461,661	\$2,155,362	\$1,244,951

Budget Highlights:

- 6229 – Runways & Airfield Lighting – (PB) Alert Hangar Runway
 6311 – Machinery & Equip - (PD) LP-Rotary Cutter/Flex Wing Mower (\$11,500).
 6404 – Heavy Equipment – (PB) LP-Backhoe and Loader (\$95,000).

410-AIRPARK
021-PUBLIC WORKS
610-AIRPARK

ACCOUNT #	ACCOUNT NAME	PRIOR-YR ACTUAL	--CURRENT YEAR-- BUDGET	ACTUAL	REVISED BUDGET	PROPOSED BUDGET	VARIANCE
<u>PERSONNEL SERVICES</u>							
021-610-5010	SALARIES	322,756	314,991	211,183	290,991	282,027	(8,964)
021-610-5021	TERMINATION PAY	1,507	35,000	0	5,000	5,000	0
021-610-5022	VACATION BUY BACK	3,933	3,950	4,000	4,100	3,950	(150)
021-610-5035	OVERTIME	424	1,000	45	1,000	1,000	0
021-610-5045	LONGEVITY	3,293	4,012	2,700	4,012	3,796	(216)
021-610-5050	RETIREMENT	55,434	58,617	34,572	48,617	55,870	7,253
021-610-5060	GROUP INSURANCE	40,358	37,481	23,262	33,481	36,560	3,079
021-610-5065	WORKERS' COMPENSATION	8,159	8,159	8,159	8,159	10,770	2,611
021-610-5070	RETIREMENT-DEFERRED COM	17,854	19,778	12,943	17,778	17,950	172
021-610-5075	LIFE & DISABILITY INSUR	6,052	3,309	1,658	3,309	2,493	(816)
021-610-5080	MEDICARE	4,703	5,205	3,250	5,205	4,724	(481)
021-610-5085	UNEMPLOYMENT TAXES	<u>164</u>	<u>630</u>	<u>902</u>	<u>630</u>	<u>1,026</u>	<u>396</u>
TOTAL PERSONNEL SERVICES		464,638	492,132	302,674	422,282	425,166	2,884
<u>SUPPLIES & MATERIALS</u>							
021-610-5110	OFFICE SUPPLIES	2,589	5,500	986	3,000	3,000	0
021-610-5112	FOOD SUPPLIES	901	1,000	315	1,000	1,000	0
021-610-5114	WEARING APPAREL	2,457	2,500	1,034	2,500	2,500	0
021-610-5116	GASOLINE, OIL, & GREASE	24,703	25,750	13,291	25,000	24,000	(1,000)
021-610-5117	MINOR APPARATUS	9,753	16,000	3,830	12,000	10,000	(2,000)

410-AIRPARK
021-PUBLIC WORKS
610-AIRPARK

ACCOUNT #	ACCOUNT NAME	PRIOR-YR ACTUAL	--CURRENT YEAR-- BUDGET	ACTUAL	REVISED BUDGET	PROPOSED BUDGET	VARIANCE
021-610-5118	JANITORIAL SUPPLIES	2,002	1,750	1,373	2,000	2,000	0
021-610-5119	CHEMICALS	0	100	297	650	100	(550)
021-610-5120	MEDICAL AND SURGICAL	342	200	0	200	250	50
021-610-5122	BOTANICAL AND AGRICULTU	0	1,500	0	500	1,500	1,000
021-610-5123	OTHER SUPPLIES	3,022	2,500	1,413	2,500	2,500	0
021-610-5124	POSTAGE	488	500	315	700	500	(200)
021-610-5126	MERCHANDISE FOR RESALE	1,332	0	112	150	0	(150)
021-610-5128	UTILITIES	<u>10,037</u>	<u>11,000</u>	<u>4,560</u>	<u>10,000</u>	<u>10,000</u>	<u>0</u>

021-610-5112

PERMANENT NOTES:

Food Budget to accommodate meetings with Economic Development Board, visiting dignitaries, project management representatives, planning meetings for hang-gliding, Annual fly-ins, pilot lounge support and other marketing and public relations activities.

TOTAL SUPPLIES & MATERIALS		57,628	68,300	27,527	60,200	57,350	(2,850)
----------------------------	--	--------	--------	--------	--------	--------	----------

MAINTENANCE OF BUILDINGS/

021-610-5311	MAINTENANCE OF BUILDING	62,493	175,400	15,979	100,000	100,000	0
021-610-5318-01	ROUTINE AIRPORT MNT PGM	39,022	100,000	35,822	60,000	60,000	0
021-610-5320	STREET MARKERS & SIGNS	89	500	0	500	250	(250)
021-610-5322	MAINTENANCE OF FENCES &	3,271	2,000	362	3,000	2,000	(1,000)
021-610-5329	MAINT. AIRFIELD LIGHTIN	<u>23</u>	<u>500</u>	<u>0</u>	<u>500</u>	<u>500</u>	<u>0</u>
TOTAL MAINTENANCE OF BUILDINGS/		104,898	278,400	52,162	164,000	162,750	(1,250)

410-AIRPARK
021-PUBLIC WORKS
610-AIRPARK

ACCOUNT #	ACCOUNT NAME	PRIOR-YR ACTUAL	--CURRENT YEAR-- BUDGET	ACTUAL	REVISED BUDGET	PROPOSED BUDGET	VARIANCE
<u>MAINTENANCE OF EQUIPMENT</u>							
021-610-5412	VEHICLE MAINTENANCE	101,999	81,600	30,923	60,000	60,000	0
021-610-5413	MAINTENANCE OF FIRE APP	186	900	388	900	900	0
021-610-5415	MAINTENANCE OF RADIOS	214	325	0	325	300	(25)
021-610-5417	MOWERS	483	1,000	438	1,000	1,000	0
021-610-5422	MAINT HEATING & COOLING	696	2,000	2,254	4,500	2,000	(2,500)
021-610-5425	MAINT. MACHINERY, TOOLS	<u>1,833</u>	<u>2,000</u>	<u>0</u>	<u>1,500</u>	<u>1,500</u>	<u>0</u>
TOTAL MAINTENANCE OF EQUIPMENT		105,411	87,825	34,003	68,225	65,700	(2,525)
<u>CONTRACTUAL SERVICES</u>							
021-610-5511	COMMUNICATIONS	6,860	6,000	4,547	6,500	6,500	0
021-610-5515	HIRE OF EQUIPMENT	2,103	12,500	2,447	12,500	12,500	0
021-610-5520	INSURANCE	41,105	45,000	45,474	45,474	46,000	526
021-610-5521	SPECIAL SERVICES	1,082	8,000	3,521	8,000	8,000	0
021-610-5521-05	SPECIAL SERVICES-ENGINE	0	0	0	150,000	0	(150,000)
021-610-5525	ADVERTISING	2,915	2,500	1,486	2,500	2,000	(500)
021-610-5530	TRAVEL EXPENSE	3,949	5,000	1,973	4,000	4,000	0
021-610-5540	DUES & SUBSCRIPTIONS	1,999	2,400	2,120	2,400	2,300	(100)
021-610-5541	PERMITS, LICENSES, TESTI	452	1,000	463	600	600	0
021-610-5550	ELECTRICITY	58,261	75,000	31,365	65,000	65,000	0
021-610-5555	EDUCATION & TRAINING	96	275	60	275	275	0
021-610-5560	GAS FOR HEATING	<u>15,210</u>	<u>15,000</u>	<u>8,573</u>	<u>14,000</u>	<u>14,000</u>	<u>0</u>

410-AIRPARK
021-PUBLIC WORKS
610-AIRPARK

ACCOUNT #	ACCOUNT NAME	PRIOR-YR ACTUAL	--CURRENT YEAR-- BUDGET	ACTUAL	REVISED BUDGET	PROPOSED BUDGET	VARIANCE
021-610-5515	PERMANENT NOTES: Rental of Dozer to remove mesquite trees - one month each year \$12,500						
021-610-5521	PERMANENT NOTES: Quarterly Telvent/DTN Meteorologic funding for the airport weather observation system \$2,000 and annual cost allocation study \$3,500.						
021-610-5530	PERMANENT NOTES: Annual TxDOT Aviation and FAA Partnership Conference.						
TOTAL CONTRACTUAL SERVICES		134,031	172,675	102,029	311,249	161,175	(150,074)
<u>MISCELLANEOUS</u>							
021-610-5616	JUDGEMENTS & DAMAGES	1,498	0	0	0	0	0
021-610-5641	ADMINISTRATIVE FEES	129,638	140,665	105,499	140,665	164,310	23,645
021-610-5643	BAD DEBT EXPENSE	41,572	2,000	800	2,000	2,000	0
021-610-5645	LATE PAY FEES & PENALTY	19	0	92	0	0	0
TOTAL MISCELLANEOUS		172,727	142,665	106,391	142,665	166,310	23,645
<u>LAND</u>							
021-610-6100	LAND	0	200,000	0	150,000	0	(150,000)
TOTAL LAND		0	200,000	0	150,000	0	(150,000)
<u>BUILDING & STRUCTURES</u>							
021-610-6200	BUILDINGS	393,788	0	0	650,000	0	(650,000)
021-610-6218	PAVED STREETS, ALLEYS,	0	24,600	0	24,600	0	(24,600)
021-610-6226	MISCELLANEOUS STRUCTUR	5,112	0	0	0	0	0
021-610-6229	RUNWAYS & AIRFIELD LIGH	0	0	0	0	100,000	100,000

410-AIRPARK
 021-PUBLIC WORKS
 610-AIRPARK

ACCOUNT #	ACCOUNT NAME	PRIOR-YR ACTUAL	--CURRENT YEAR-- BUDGET	ACTUAL	REVISED BUDGET	PROPOSED BUDGET	VARIANCE
TOTAL BUILDING & STRUCTURES		398,900	24,600	0	674,600	100,000	(574,600)
<u>EQUIPMENT</u>							
021-610-6311	MACHINERY & EQUIPMENT	25,652	17,000	16,328	16,328	0	(16,328)
021-610-6314	MOWERS & EQUIPMENT	<u>25,652</u>	<u>0</u>	<u>0</u>	<u>0</u>	<u>11,500</u>	<u>11,500</u>
021-610-6314	NEXT YEAR NOTES: FY 2016-17 Rotary Cutter / Flex Wing Mower						
TOTAL EQUIPMENT		0	17,000	16,328	16,328	11,500	(4,828)
<u>VEHICLES</u>							
021-610-6401	MOTOR VEHICLES	0	145,813	145,813	145,813	0	(145,813)
021-610-6404	HEAVY EQUIPMENT	<u>0</u>	<u>0</u>	<u>0</u>	<u>0</u>	<u>95,000</u>	<u>95,000</u>
021-610-6404	NEXT YEAR NOTES: FY 2016-17 \$95,000 Backhoe and Loader						
TOTAL VEHICLES		<u>0</u>	<u>145,813</u>	<u>145,813</u>	<u>145,813</u>	<u>95,000</u>	<u>(50,813)</u>
TOTAL 610-AIRPARK		<u>1,461,661</u>	<u>1,629,410</u>	<u>786,927</u>	<u>2,155,362</u>	<u>1,244,951</u>	<u>(910,411)</u>
DEPARTMENTAL NOTES							
TOTAL 021-PUBLIC WORKS		<u>1,461,661</u>	<u>1,629,410</u>	<u>786,927</u>	<u>2,155,362</u>	<u>1,244,951</u>	<u>(910,411)</u>

Debt Service

Airpark Fund

Debt Service is a Non-Departmental activity that accounts for lease-purchase payments and payments to the Capital Revolving Fund for equipment purchased with this funding.

	Actual 2014-15	Revised 2015-16	Proposed 2016-17
Total Debt Service	\$3,591	\$25,331	\$56,393

410-AIRPARK
 070-DEBT SERVICE
 000-NON-DEPARTMENTAL

ACCOUNT #	ACCOUNT NAME	PRIOR-YR ACTUAL	--CURRENT YEAR-- BUDGET	ACTUAL	REVISED BUDGET	PROPOSED BUDGET	VARIANCE
<u>DEBT SERVICE</u>							
070-000-5701-04	DEBT SVC-05-06 SIEMENS	1,621	6,490	1,417	6,490	6,490	0
070-000-5701-08	DEBT SVC-09-10 EQUIPMEN	1970 16	1,970	0	0	0	0
070-000-5701-57	DEBT SRVC-2015-16 EQUIP	0	29,163	12,601	18,841	28,603	9,762
070-000-5701-58	DEBT SVC-2016-17 EQUIPM	<u>0</u>	<u>0</u>	<u>0</u>	<u>0</u>	<u>21,300</u>	<u>21,300</u>
TOTAL DEBT SERVICE		<u>3,591</u>	<u>37,623</u>	<u>14,018</u>	<u>25,331</u>	<u>56,393</u>	<u>31,062</u>
TOTAL 000-NON-DEPARTMENTAL		3,591	37,623	14,018	25,331	56,393	31,062
		=====	=====	=====	=====	=====	=====
TOTAL 070-DEBT SERVICE		3,591	37,623	14,018	25,331	56,393	31,062
		=====	=====	=====	=====	=====	=====

CITY OF BIG SPRING
 BUDGET PRESENTATION
 AS OF: JUNE 30TH, 2016

410-AIRPARK
 080-INTERGOVERNMENTAL EX
 000-NON-DEPARTMENTAL

ACCOUNT #	ACCOUNT NAME	PRIOR-YR ACTUAL	--CURRENT YEAR-- BUDGET	ACTUAL	REVISED BUDGET	PROPOSED BUDGET	VARIANCE
<u>TRANSFERS TO OTHER FUNDS</u>							
		=====	=====	=====	=====	=====	=====
		=====	=====	=====	=====	=====	=====
		=====	=====	=====	=====	=====	=====
***	TOTAL BUDGETED EXPENSES ***	2,069,047	1,667,033	800,945	2,180,693	1,301,344	(879,349)
		=====	=====	=====	=====	=====	=====

*** END OF REPORT ***

MALONE & HOGAN CLINIC FUND - FUND 415
SUMMARY OF RECEIPTS AND EXPENDITURES
2016-17

	ACTUAL 2014-15	ESTIMATED 2015-16	PROPOSED 2016-17
Beginning Unrestricted Fund Balance	\$56,739	\$45,947	\$0
<u>Revenues</u>			
Building Rental	\$267,838	\$138,695	\$0
Interest Income	(55)	22	0
Total Revenues	267,783	138,717	0
Transfers-In			
General Fund	0	170,000	0
Total Receipts	267,783	308,717	0
Total Funds Available	324,522	354,664	0
<u>Expenditures</u>			
Supplies and Materials	28,066	12,700	0
Maintenance of Structures	30,273	13,000	0
Maintenance of Equipment	43,721	9,000	0
Contractual Services	176,515	98,155	0
Administration Fees	0	34,309	0
Judgements & Damages	0	187,500	0
Total Budgeted Expenditures	278,575	354,664	0
Increase (Decrease) in Fund Balance	(10,792)	(45,947)	0
Ending Unrestricted Fund Balance	\$45,947	\$0	\$0

Dept. 680 – Malone & Hogan Clinic**M & H Fund**

The City of Big Spring accepted the Clinic as a donation on December 30, 2012. The City of Big Spring has maintained the facility to continue to provide a location for medical services within the City until a lessor or purchaser can be obtained. The Clinic has been sold to Texas Healthcare Holdings II, LLC.

	Actual 2014-15	Revised 2015-16	Proposed 2016-17
51 – Supplies and Materials	\$28,066	\$12,700	\$ 0
53 – Maint. of Bldg./Structures	30,273	13,000	0
54 – Maintenance of Equipment	43,721	9,000	0
55 – Contractual Services	176,515	98,155	0
56 – Miscellaneous	0	221,809	0
Total	\$278,575	\$354,664	\$ 0

415-MALONE & HOGAN CLINIC
001-ADMINISTRATION
680-Malone & Hogan

ACCOUNT #	ACCOUNT NAME	PRIOR-YR ACTUAL	--CURRENT YEAR-- BUDGET	ACTUAL	REVISED BUDGET	PROPOSED BUDGET	VARIANCE
<u>PERSONNEL SERVICES</u>							
<u>SUPPLIES & MATERIALS</u>							
001-680-5117	MINOR APPARATUS	2,106	1,500	147	200	0	(200)
001-680-5123	OTHER SUPPLIES	0	1,500	0	0	0	0
001-680-5128	UTILITIES	25,960	26,000	11,927	12,500	0	(12,500)
TOTAL SUPPLIES & MATERIALS		28,066	29,000	12,074	12,700	0	(12,700)
<u>MAINTENANCE OF BUILDINGS/</u>							
001-680-5311	MAINTENANCE OF BUILDING	29,533	30,000	12,399	13,000	0	(13,000)
001-680-5320	STREET MARKERS & SIGNS	740	0	0	0	0	0
TOTAL MAINTENANCE OF BUILDINGS/		30,273	30,000	12,399	13,000	0	(13,000)
<u>MAINTENANCE OF EQUIPMENT</u>							
001-680-5422	MAINT HEATING & COOLING	43,721	20,000	8,234	9,000	0	(9,000)
TOTAL MAINTENANCE OF EQUIPMENT		43,721	20,000	8,234	9,000	0	(9,000)
<u>CONTRACTUAL SERVICES</u>							
001-680-5511	COMMUNICATION	2,760	2,600	838	1,000	0	(1,000)
001-680-5520	INSURANCE	2,560	2,650	2,727	3,000	0	(3,000)
001-680-5521	SPECIAL SERVICES	65,248	80,000	40,521	43,000	0	(43,000)
001-680-5550	ELECTRICITY	92,092	80,000	46,516	46,000	0	(46,000)
001-680-5560	GAS FOR HEATING	13,856	15,000	3,257	5,155	0	(5,155)

415-MALONE & HOGAN CLINIC
 001-ADMINISTRATION
 680-Malone & Hogan

ACCOUNT #	ACCOUNT NAME	PRIOR-YR ACTUAL	--CURRENT YEAR-- BUDGET	ACTUAL	REVISED BUDGET	PROPOSED BUDGET	VARIANCE
TOTAL CONTRACTUAL SERVICES		176,515	180,250	93,859	98,155	0	(98,155)
<u>MISCELLANEOUS</u>							
001-680-5616	JUDGMENTS & DAMAGES	0	187,500	187,500	187,500	0	(187,500)
001-680-5641	ADMINISTRATION FEES	0	82,342	34,309	34,309	0	(34,309)
TOTAL MISCELLANEOUS		0	269,842	221,809	221,809	0	(221,809)
TOTAL 680-Malone & Hogan		278,575	529,092	348,374	354,664	0	(354,664)
TOTAL 001-ADMINISTRATION		278,575	529,092	348,374	354,664	0	(354,664)
*** TOTAL BUDGETED EXPENSES ***		278,575	529,092	348,374	354,664	0	(354,664)

*** END OF REPORT ***

EMERGENCY MEDICAL SERVICES FUND - FUND 430
SUMMARY OF RECEIPTS AND EXPENSES
2016-17

	ACTUAL 2014-15	ESTIMATED 2015-16	PROPOSED 2016-17
Beginning Fund Equity	(\$1,443,180)	(\$1,108,224)	(\$900,224)
<u>Receipts</u>			
Emergency Fees	1,411,726	1,405,000	1,405,000
Auto Rescure	0	500	0
Subscription Fees	423	600	600
Transfer/Transport Fees	76,538	40,000	40,000
Revenue From Other Agencies	370,387	462,912	469,000
Other Financing Sources	0	164,900	172,131
Other	9,874	(2,000)	(2,000)
Total Receipts	1,868,948	2,071,912	2,084,731
<u>Transfers-In</u>			
General Fund	950,000	950,000	950,000
Total Current Receipts	2,818,948	3,021,912	3,034,731
Total Funds Available	1,375,768	1,913,688	2,134,507
<u>Expenses</u>			
Personnel Services	1,419,407	1,486,306	1,527,333
Supplies and Materials	127,065	138,350	129,650
Maintenance of Buildings	642	2,000	1,500
Maintenance of Equipment	39,688	39,750	53,108
Contractual Services	95,230	71,186	83,886
Administration Fee	123,540	134,140	139,914
Miscellaneous	101,774	110,137	102,000
Bad Debt	403,909	550,000	550,000
Debt Service	65,272	106,425	138,675
Capital Outlay	107,465	175,618	172,131
Total Budgeted Expenses	2,483,992	2,813,912	2,898,197
Increase (Decrease) in Fund Equity	334,956	208,000	136,534
Ending Fund Equity	(\$1,108,224)	(\$900,224)	(\$763,690)

430-EMERGENCY MEDICAL SVCS

ACCOUNT #	ACCOUNT NAME	PRIOR-YR ACTUAL	---CURRENT YEAR--- BUDGET	ACTUAL	REVISED BUDGET	PROPOSED BUDGET	VARIANCE
<u>42-GRANTS & OTHER AGENCIES</u>							
4209	REIMB. FROM COUNTY-AMBULANCE S	370,387	413,526	340,400	453,867	460,000	(6,133)
4250	TEXAS J / JRAC	<u>0</u>	<u>0</u>	<u>0</u>	<u>9,045</u>	<u>9,000</u>	45
TOTAL 42-GRANTS & OTHER AGENCIES		370,387	413,526	340,400	462,912	469,000	(6,088)
4209	REIMB. FROM COUNTY-AMBULANCE S	PERMANENT NOTES: Contract with Howard County for ambulance service - annual subsidy of \$130,000					
<u>46-INTEREST INCOME</u>							
4602	INTEREST INCOME	(1,730)	(860)	(1,047)	(2,000)	(2,000)	0
TOTAL 46-INTEREST INCOME		(1,730)	(860)	(1,047)	(2,000)	(2,000)	0
<u>47-PROPERTY</u>							
4710	AMBULANCE EMERGENCY SERV FEES	1,411,726	1,400,000	1,121,018	1,405,000	1,405,000	0
4711	AMBULANCE SUBSCRIPTIONS	423	300	600	600	600	0
4713	AMBULANCE TRANSPORT FEES	76,538	67,500	21,000	40,000	40,000	0
4714	AMBULANCE AUTO RESCUE	<u>0</u>	<u>500</u>	<u>0</u>	<u>500</u>	<u>0</u>	500
TOTAL 47-PROPERTY		1,488,687	1,468,300	1,142,618	1,446,100	1,445,600	500
<u>48-TRANSFER FROM OTHER FUNDS</u>							
4810	TRANSFERS FROM GENERAL FUND	<u>950,000</u>	<u>827,073</u>	<u>712,500</u>	<u>950,000</u>	<u>950,000</u>	0
TOTAL 48-TRANSFER FROM OTHER FUNDS		950,000	827,073	712,500	950,000	950,000	0
4810	TRANSFERS FROM GENERAL FUND	PERMANENT NOTES: Annual subsidy from General Fund.					

430-EMERGENCY MEDICAL SVCS

ACCOUNT #	ACCOUNT NAME	PRIOR-YR ACTUAL	---CURRENT YEAR--- BUDGET	---CURRENT YEAR--- ACTUAL	REVISED BUDGET	PROPOSED BUDGET	VARIANCE
<u>49-MISCELLANEOUS</u>							
4905	OTHER REVENUE	790	4,500	0	0	0	0
4909	GAIN ON DISPOSITION OF ASSETS	2,500	0	10,718	0	0	0
4921	OTHER FINANCING SOURCES	0	164,900	0	164,900	172,131	(7,231)
4935	EMS GRANTS	<u>8,314</u>	<u>0</u>	<u>0</u>	<u>0</u>	<u>0</u>	0
TOTAL 49-MISCELLANEOUS		11,604	169,400	10,718	164,900	172,131	(7,231)
4905	OTHER REVENUE	PERMANENT NOTES: <u>Fees for copies of medical records.</u>					
***	DEPARTMENT TOTAL ***	<u>2,818,948</u>	<u>2,877,439</u>	<u>2,205,189</u>	<u>3,021,912</u>	<u>3,034,731</u>	(12,819)
***	TOTAL BUDGETED REVENUES ***	<u>2,818,948</u>	<u>2,877,439</u>	<u>2,205,189</u>	<u>3,021,912</u>	<u>3,034,731</u>	(12,819)

*** END OF REPORT ***

Dept. 260 – Emergency Medical Services

E.M.S. Fund

The EMS service, a division of the Fire Department, provides emergency medical and transport service for Big Spring and Howard County.

ACHIEVEMENTS

- Implemented a 12 Lead integration for cardiac patients.
- Purchased a new ambulance.
- Improved two-week orientation.
- Certified 6 new Paramedics.
- Reduced cost and increased revenue.

GOALS

- Continue to improve Education/Training.
- Certify more Paramedics.
- Purchase new Zoll EKG monitors to improve treatment of cardiac symptoms in the field.
- Integrate telemetry with SMMC emergency room to expedite treatment of cardiac patients
- Continue to reduce overtime.

	Actual 2014-15	Revised 2015-16	Proposed 2016-17
50 – Personnel Services	\$1,419,407	\$1,486,306	\$1,527,333
51 – Supplies and Materials	127,065	138,350	129,650
53 – Maintenance of Building	642	2,000	1,500
54 – Maint. of Equipment	39,688	39,750	53,108
55 - Contractual Services	95,230	71,186	83,886
56 – Miscellaneous	629,223	794,277	791,914
63 – Equipment	0	64,118	61,131
64 – Vehicles	0	111,500	111,000
Total	\$2,322,002	\$2,707,487	\$2,753,748

Budget Highlights:

5114 – Wearing Apparel – Replace equipment older than 10 years as per TCFP mandates, 10 sets per year.

5117 – Minor Apparatus – Continue replacement of backboards, medic bags and head immobilizers.

5425 – Machinery, Tools, Pumps – Quarterly PMI for stretchers and life packs.

5521 – 08 – Special Services – Medical – Biohazard waste disposal and Medical Director Fees.

5555 – Education & Training – Cost for paramedic training, recertification, and other advanced training.

6311 – Machinery & Equipment – (PB) LP-Two Zoll EKG Monitors (\$61,131)

6401 – Vehicles – (PB) LP-Box-Style Ambulance (\$111,000)

430-EMERGENCY MEDICAL SVCS
012-FIRE
260-E.M.S.

ACCOUNT #	ACCOUNT NAME	PRIOR-YR ACTUAL	--CURRENT YEAR-- BUDGET	ACTUAL	REVISED BUDGET	PROPOSED BUDGET	VARIANCE
<u>PERSONNEL SERVICES</u>							
012-260-5010	SALARIES	841,183	913,216	630,813	863,216	933,486	70,270
012-260-5021	TERMINATION PAY	82,649	45,000	0	45,000	45,000	0
012-260-5022	VACATION BUY BACK	11,481	13,000	11,086	11,500	13,000	1,500
012-260-5035	OVERTIME	150,496	125,000	108,464	155,000	125,000	(30,000)
012-260-5045	LONGEVITY	17,845	18,039	16,744	18,039	20,060	2,021
012-260-5050	RETIREMENT	84,559	144,853	112,039	146,553	147,751	1,198
012-260-5060	GROUP INSURANCE	106,465	102,188	71,865	95,188	117,416	22,228
012-260-5065	WORKERS' COMPENSATION	25,576	25,576	25,576	25,576	35,362	9,786
012-260-5070	RETIREMENT-DEFERRED COM	64,254	61,395	47,487	62,395	62,624	229
012-260-5075	LIFE & DISABILITY INSUR	17,817	8,942	5,600	38,942	8,418	(30,524)
012-260-5080	MEDICARE	16,806	16,157	11,928	22,157	16,480	(5,677)
012-260-5085	UNEMPLOYMENT TAXES	<u>277</u>	<u>1,440</u>	<u>2,736</u>	<u>2,740</u>	<u>2,736</u>	<u>(4)</u>
TOTAL PERSONNEL SERVICES		1,419,407	1,474,806	1,044,337	1,486,306	1,527,333	41,027
<u>SUPPLIES & MATERIALS</u>							
012-260-5110	OFFICE SUPPLIES	1,975	3,000	1,694	5,600	3,000	(2,600)
012-260-5112	FOOD SUPPLIES	112	250	458	250	250	0
012-260-5114	WEARING APPAREL	21,960	24,000	22,386	20,000	24,000	4,000
012-260-5116	GASOLINE, OIL AND GREAS	26,239	30,000	12,242	28,000	25,000	(3,000)
012-260-5117	MINOR APPARATUS	1,224	2,000	1,776	2,000	2,000	0

430-EMERGENCY MEDICAL SVCS
012-FIRE
260-E.M.S.

ACCOUNT #	ACCOUNT NAME	PRIOR-YR ACTUAL	--CURRENT YEAR-- BUDGET	ACTUAL	REVISED BUDGET	PROPOSED BUDGET	VARIANCE
012-260-5118	JANITORIAL SUPPLIES	259	2,700	3,102	3,700	2,700	(1,000)
012-260-5120	MEDICAL AND SURGICAL	65,150	65,000	53,544	65,000	65,000	0
012-260-5123	OTHER SUPPLIES	7,915	6,000	13,367	12,000	6,000	(6,000)
012-260-5124	POSTAGE	1,719	500	183	400	300	(100)
012-260-5128	UTILITIES	<u>512</u>	<u>1,400</u>	<u>493</u>	<u>1,400</u>	<u>1,400</u>	<u>0</u>
TOTAL SUPPLIES & MATERIALS		127,065	134,850	109,246	138,350	129,650	(8,700)
<u>MAINTENANCE OF BUILDINGS/</u>							
012-260-5311	MAINT. OF BUILDINGS	<u>642</u>	<u>2,000</u>	<u>1,808</u>	<u>2,000</u>	<u>1,500</u>	<u>(500)</u>
TOTAL MAINTENANCE OF BUILDINGS/		642	2,000	1,808	2,000	1,500	(500)
<u>MAINTENANCE OF EQUIPMENT</u>							
012-260-5411	MAINTENANCE FURN. & FIX	11,121	7,859	12,247	12,300	9,128	(3,172)
012-260-5412	MAINTENANCE OF VEHICLES	25,638	39,780	16,037	25,000	39,780	14,780
012-260-5415	MAINTENANCE OF RADIOS	1,216	900	710	400	900	500
012-260-5422	MAINT. HEATING & COOLIN	0	300	0	250	300	50
012-260-5425	MACHINERY, TOOLS, AND P	<u>1,713</u>	<u>3,000</u>	<u>781</u>	<u>1,800</u>	<u>3,000</u>	<u>1,200</u>
012-260-5425	PERMANENT NOTES: Quarterly PMI for stretchers and lifepacks South Plains Biomedical - \$ 1,840						
TOTAL MAINTENANCE OF EQUIPMENT		39,688	51,839	29,776	39,750	53,108	13,358

430-EMERGENCY MEDICAL SVCS
012-FIRE
260-E.M.S.

ACCOUNT #	ACCOUNT NAME	PRIOR-YR ACTUAL	--CURRENT YEAR-- BUDGET	ACTUAL	REVISED BUDGET	PROPOSED BUDGET	VARIANCE
<u>CONTRACTUAL SERVICES</u>							
012-260-5510	GRANT EXPENSES	8,314	0	0	0	0	0
012-260-5511	COMMUNICATIONS	4,046	2,000	1,957	2,400	2,000	(400)
012-260-5515	HIRE OF EQUIPMENT	849	2,000	201	1,800	2,000	200
012-260-5520	INSURANCE	5,969	6,000	6,251	6,000	6,500	500
012-260-5521	SPECIAL SERVICES	100	3,700	0	1,500	3,700	2,200
012-260-5521-08	SPECIAL SERVICES-MEDICA	31,739	22,800	32,945	30,000	26,200	(3,800)
012-260-5521-17	BANK CHARGES	0	86	0	86	86	0
012-260-5530	TRAVEL EXPENSE	1,786	1,500	116	500	1,500	1,000
012-260-5535	RENTS	0	7,700	0	7,700	7,700	0
012-260-5540	DUES & SUBSCRIPTIONS	300	700	0	300	700	400
012-260-5541	PERMITS,LICENSES,TESTIN	7,085	4,000	2,730	3,500	4,000	500
012-260-5550	ELECTRICITY	12,395	12,000	6,526	8,000	12,000	4,000
012-260-5555	EDUCATION AND TRAINING	17,538	12,000	2,811	5,000	12,000	7,000
012-260-5560	GAS FOR HEATING	<u>5,109</u>	<u>5,500</u>	<u>3,206</u>	<u>4,400</u>	<u>5,500</u>	<u>1,100</u>
TOTAL CONTRACTUAL SERVICES		95,230	79,986	56,744	71,186	83,886	12,700
<u>MISCELLANEOUS</u>							
012-260-5641	ADMINISTRATIVE FEES	123,540	134,140	100,605	134,140	139,914	5,774
012-260-5642	COLLECTION FEE EXPENSE	101,697	0	112,477	102,000	102,000	0
012-260-5643	BAD DEBT EXPENSE	403,909	600,000	40,323	550,000	550,000	0
012-260-5645	LATE PAY FEES & PENALTI	77	0	0	0	0	0

430-EMERGENCY MEDICAL SVCS
 012-FIRE
 260-E.M.S.

ACCOUNT #	ACCOUNT NAME	PRIOR-YR ACTUAL	--CURRENT YEAR-- BUDGET	ACTUAL	REVISED BUDGET	PROPOSED BUDGET	VARIANCE
012-260-5651	LOSS ON ASSET DISPOSAL	<u>0</u>	<u>0</u>	<u>8,136</u>	<u>8,137</u>	<u>0</u>	<u>(8,137)</u>
TOTAL MISCELLANEOUS		629,223	734,140	261,542	794,277	791,914	(2,363)
<u>EQUIPMENT</u>							
012-260-6311	MACHINERY & EQUIPMENT	<u>0</u>	<u>53,400</u>	<u>64,118</u>	<u>64,118</u>	<u>61,131</u>	<u>(2,987)</u>
TOTAL EQUIPMENT		0	53,400	64,118	64,118	61,131	(2,987)
<u>VEHICLES</u>							
012-260-6401	MOTOR VEHICLES	<u>0</u>	<u>111,500</u>	<u>111,500</u>	<u>111,500</u>	<u>111,000</u>	<u>(500)</u>
TOTAL VEHICLES		<u>107,465</u>	<u>111,500</u>	<u>111,500</u>	<u>111,500</u>	<u>111,000</u>	<u>(500)</u>
TOTAL 260-E.M.S.		<u>2,322,002</u>	<u>2,642,521</u>	<u>1,679,071</u>	<u>2,707,487</u>	<u>2,759,522</u>	<u>52,035</u>
DEPARTMENTAL NOTES							
TOTAL 012-FIRE		<u>2,322,002</u>	<u>2,642,521</u>	<u>1,679,071</u>	<u>2,707,487</u>	<u>2,759,522</u>	<u>52,035</u>

Debt Service**E.M.S. Fund**

Debt Service is a Non-Departmental activity that accounts for lease-purchase payments and payments to the Capital Revolving Fund for equipment purchased with this funding.

	Actual 2014-15	Revised 2015-16	Proposed 2016-17
Total Debt Service	\$65,272	\$106,425	\$138,675

Transfers from Other Funds**EMS Fund**

	Actual 2014-15	Revised 2015-16	Proposed 2016-17
Transfer from Other Funds	\$950,000	\$950,000	\$950,000

430-EMERGENCY MEDICAL SVCS
 070-DEBT SERVICE
 000-NON-DEPARTMENTAL

ACCOUNT #	ACCOUNT NAME	PRIOR-YR ACTUAL	--CURRENT YEAR-- BUDGET	ACTUAL	REVISED BUDGET	PROPOSED BUDGET	VARIANCE
<u>DEBT SERVICE</u>							
070-000-5701-13	DEBT SVC-09-10 EQUIPMEN	375	0	0	0	0	0
070-000-5701-14	DEBT SVC-2011-12 EQUIPM	21,009	21,672	18,060	21,360	7,200	(14,160)
070-000-5701-15	DEBT SVC-2012-13 EQUIPM	20,940	21,699	18,082	21,187	21,436	249
070-000-5701-16	DEBT SVC-2013-14 EQUIPM	21,690	23,082	17,311	22,027	22,368	341
070-000-5701-17	DEBT SVS 2014-15 EQUIPM	1,261	22,970	16,877	20,543	20,898	355
070-000-5701-57	DEBT SRVC-2015-16 EQUIP	0	32,980	14,251	21,308	32,347	11,039
070-000-5701-58	DEBT SVC-2016-17 EQUIPM	0	0	0	0	34,426	34,426
TOTAL DEBT SERVICE		<u>65,272</u>	<u>122,403</u>	<u>84,581</u>	<u>106,425</u>	<u>138,675</u>	<u>32,250</u>
TOTAL 000-NON-DEPARTMENTAL		65,272	122,403	84,581	106,425	138,675	32,250
TOTAL 070-DEBT SERVICE		65,272	122,403	84,581	106,425	138,675	32,250
*** TOTAL BUDGETED EXPENSES ***		<u>2,387,274</u>	<u>2,764,924</u>	<u>1,763,652</u>	<u>2,813,912</u>	<u>2,898,197</u>	<u>84,285</u>

*** END OF REPORT ***

LANDFILL FUND - FUND 440
SUMMARY OF RECEIPTS AND EXPENSES
2016-17

	ACTUAL 2014-15	ESTIMATED 2015-16	PROPOSED 2016-17
Beginning Unrestricted Fund Equity	\$417,549	\$981,051	\$1,903,246
<u>Receipts</u>			
Howard County operating contribution - existing LF	55,978	0	0
Howard County contribution toward Closure	22,092	0	0
Howard County contribution toward New Landfill	500,000	500,000	250,000
Revenue from Sanitation Service	1,121,372	1,110,500	1,114,000
Comercial Tipping Fees	500,013	630,000	630,000
Other Financing Sources	0	45,000	253,000
Miscellaneous Revenue	36,022	72,525	13,125
Total Current Receipts	2,235,477	2,358,025	2,260,125
Total Funds Available	2,653,026	3,339,076	4,163,371
<u>Expenses</u>			
Personnel Services	456,841	384,942	600,069
Supplies and Materials	58,856	53,180	57,550
Maintenance of Structures	183	500	500
Maintenance of Equipment	89,929	48,340	48,300
Contractual Services	97,661	144,686	139,100
Administrative & Miscellaneous	235,601	259,005	282,774
Debt Service	63,236	69,815	124,200
Capital Outlay	666,144	425,362	753,000
Bad Debt Write-Off	3,523	50,000	50,000
Total Expenses	1,671,974	1,435,830	2,055,493
Increase (Decrease) in Unrestricted Fund Equity	563,503	922,195	204,632
Ending Unrestricted Fund Equity	\$981,051	\$1,903,246	\$2,107,878

440-LANDFILL

ACCOUNT #	ACCOUNT NAME	PRIOR-YR ACTUAL	---CURRENT YEAR--- BUDGET	ACTUAL	REVISED BUDGET	PROPOSED BUDGET	VARIANCE
<u>41-LICENSES & PERMITS</u>							
4116	ANNUAL PERMITS	8,000	5,000	1,235	3,000	3,000	0
TOTAL 41-LICENSES & PERMITS		8,000	5,000	1,235	3,000	3,000	0
<u>42-GRANTS & OTHER AGENCIES</u>							
4205	HOWARD COUNTY OPERATION	55,978	56,000	0	0	0	0
4205-01	HOWARD COUNTY-LANDFILL CLOSURE	22,092	0	0	0	0	0
4205-05	HOWARD COUNTY-EAST CELL	500,000	0	0	0	0	0
4205-06	HOWARD COUNT-NEW LANDFILL	0	500,000	500,000	500,000	250,000	250,000
4250	Permian Basin RPC - Grant	24,000	0	0	0	0	0
TOTAL 42-GRANTS & OTHER AGENCIES		602,070	556,000	500,000	500,000	250,000	250,000
<u>43-GENERAL SALES/OTHER SERVICE</u>							
4303	LANDFILL REV FROM SANITATION	976,815	965,000	741,347	977,000	978,000	(1,000)
4304	COMMERCIAL TIPPING FEES	500,013	460,000	549,496	630,000	630,000	0
4356	LANDFILL ENVIRONMENT FEES	141,306	130,500	92,071	130,500	133,000	(2,500)
4361	LATE FEE CHARGES	3,250	3,000	2,057	3,000	3,000	0
TOTAL 43-GENERAL SALES/OTHER SERVICE		1,621,385	1,558,500	1,384,971	1,740,500	1,744,000	(3,500)
<u>46-INTEREST INCOME</u>							
4602	INTEREST INCOME	1,797	1,800	4,365	4,000	4,500	(500)
4614	INTEREST INC-LANDFILL CLOSURE	1,166	900	4,380	5,500	5,500	0
TOTAL 46-INTEREST INCOME		2,963	2,700	8,745	9,500	10,000	(500)

440-LANDFILL

ACCOUNT #	ACCOUNT NAME	PRIOR-YR ACTUAL	---CURRENT YEAR--- BUDGET	ACTUAL	REVISED BUDGET	PROPOSED BUDGET	VARIANCE
<u>48-TRANSFER FROM OTHER FUNDS</u>							
<u>49-MISCELLANEOUS</u>							
4900	CASH OVER/(SHORT)	1,009	0	390	0	0	0
4905	OTHER INCOME	50	39,000	29,208	60,000	100	59,900
4906	RETURNED CHECK FEES	0	0	25	25	25	0
4909	GAIN/(LOSS) ON ASSETS DISPOSAL	0	0	(92,288)	0	0	0
4921	OTHER FINANCING SOURCES	<u>0</u>	<u>45,000</u>	<u>0</u>	<u>45,000</u>	<u>253,000</u>	(208,000)
TOTAL 49-MISCELLANEOUS		<u>1,059</u>	<u>84,000</u>	<u>(62,665)</u>	<u>105,025</u>	<u>253,125</u>	(148,100)
*** DEPARTMENT TOTAL ***		<u>2,235,477</u>	<u>2,206,200</u>	<u>1,832,286</u>	<u>2,358,025</u>	<u>2,260,125</u>	<u>97,900</u>
*** TOTAL BUDGETED REVENUES ***		<u>2,235,477</u>	<u>2,206,200</u>	<u>1,832,286</u>	<u>2,358,025</u>	<u>2,260,125</u>	<u>97,900</u>

*** END OF REPORT ***

Dept. 350 – Landfill

Landfill Fund

The City’s sanitary landfill disposes an average of 150 tons of waste per day and must comply with all reporting requirements of the Texas Commission on Environmental Quality (TCEQ). This department also oversees a recycling program for paper, cardboard, steel and used oil, which reduces the tonnage entering the landfill and extends its estimated life of operations.

ACHIEVEMENTS

- Built a fence around the eat cell to control trash.
- Administrative assistant attended MSW A class.
- Superintendent renewed MSW A license.
- Completed administrative review of Big Sandy Landfill by TCEQ.

GOALS

- Complete technical review of Big Sandy Landfill by TCEQ.
- Complete work orders in a timely manner.
- Improve internal speed controls on Landfill Roads.

	Actual 2014-15	Revised 2015-16	Proposed 2016-17
50 – Personnel Services	\$452,824	\$384,942	\$600,069
51 – Supplies and Materials	58,856	53,180	57,550
53 – Maint. of Bldg./Structures	183	500	500
54 – Maintenance of Equipment	89,929	48,340	48,300
55 – Contractual Services	97,661	144,686	139,100
56 – Miscellaneous	342,936	309,005	332,774
57 – Transfers to Other Funds	19,685	0	0
62 – Building & Structures	0	234,350	500,000
63 – Equipment	0	10,000	0
64 – Vehicles	0	181,012	253,000
Total	\$1,062,073	\$1,366,015	\$1,931,293

Budget Highlights:

6226 – 01 – New Landfill –(PB) Expenses on New Landfill.
 6401 – Vehicles – (PB) LP-Water Truck (\$108,000).
 6404 – Heavy Equipment – (PB) LP-Tractor (\$145,000).

440-LANDFILL
025-SANITATION
350-LANDFILL

ACCOUNT #	ACCOUNT NAME	PRIOR-YR ACTUAL	--CURRENT YEAR-- BUDGET	ACTUAL	REVISED BUDGET	PROPOSED BUDGET	VARIANCE
<u>PERSONNEL SERVICES</u>							
025-350-5010	SALARIES	162,469	237,215	163,792	233,215	379,367	146,152
025-350-5021	TERMINATION PAY	29,683	0	0	0	0	0
025-350-5022	VACATION BUY BACK	862	950	2,868	2,950	950	(2,000)
025-350-5035	OVERTIME	24,128	20,000	15,611	21,000	20,000	(1,000)
025-350-5045	LONGEVITY	5,555	1,201	764	1,201	4,238	3,037
025-350-5050	RETIREMENT	154,054	42,354	29,051	40,854	69,381	28,527
025-350-5060	GROUP INSURANCE	39,473	49,163	33,315	45,163	69,399	24,236
025-350-5065	WORKERS' COMPENSATION	15,470	15,470	15,470	15,470	24,064	8,594
025-350-5070	RETIREMENT-DEFERRED COM	13,444	14,291	10,831	17,391	21,861	4,470
025-350-5075	LIFE & DISABILITY INSUR	4,041	2,707	1,565	2,707	3,517	810
025-350-5080	MEDICARE	3,561	3,761	2,720	3,861	5,753	1,892
025-350-5085	UNEMPLOYMENT TAXES	84	630	1,073	1,130	1,539	409
TOTAL PERSONNEL SERVICES		452,824	387,742	277,060	384,942	600,069	215,127

SUPPLIES & MATERIALS

025-350-5110	OFFICE SUPPLIES	987	2,500	1,051	2,000	2,000	0
025-350-5112	FOOD SUPPLIES	0	300	0	250	250	0
025-350-5114	WEARING APPAREL	1,042	2,700	1,017	2,000	2,500	500
025-350-5116	GASOLINE, OIL & GREASE	39,796	48,410	17,572	40,000	40,000	0
025-350-5117	MINOR APPARATUS	2,275	2,000	1,420	2,000	2,000	0

440-LANDFILL
025-SANITATION
350-LANDFILL

ACCOUNT #	ACCOUNT NAME	PRIOR-YR ACTUAL	--CURRENT YEAR-- BUDGET	ACTUAL	REVISED BUDGET	PROPOSED BUDGET	VARIANCE
025-350-5118	JANITORIAL SUPPLIES	1,160	750	449	750	750	0
025-350-5119	CHEMICALS	8,442	300	0	300	5,000	4,700
025-350-5120	MEDICAL & SURGICAL	0	50	176	180	50	(130)
025-350-5123	OTHER SUPPLIES	451	45	1,943	1,700	1,000	(700)
025-350-5124	POSTAGE	2	0	0	0	0	0
025-350-5128	UTILITIES	<u>4,700</u>	<u>1,500</u>	<u>2,840</u>	<u>4,000</u>	<u>4,000</u>	<u>0</u>
TOTAL SUPPLIES & MATERIALS		58,856	58,555	26,467	53,180	57,550	4,370

MAINTENANCE OF BUILDINGS/

025-350-5311	MAINTENANCE OF BUILDING	<u>183</u>	<u>600</u>	<u>102</u>	<u>500</u>	<u>500</u>	<u>0</u>
TOTAL MAINTENANCE OF BUILDINGS/		183	600	102	500	500	0

MAINTENANCE OF EQUIPMENT

025-350-5411	MAINT. FURNITURE & FIXU	1,500	1,900	1,931	1,940	1,900	(40)
025-350-5412	VEHICLE MAINTENANCE	50,007	45,900	31,997	45,900	45,900	0
025-350-5413	FIRE APPARATUS	58	200	122	200	200	0
025-350-5415	RADIO MAINTENANCE	741	0	0	0	0	0
025-350-5425	MAINT. MACHINERY, TOOLS	<u>37,623</u>	<u>300</u>	<u>0</u>	<u>300</u>	<u>300</u>	<u>0</u>
TOTAL MAINTENANCE OF EQUIPMENT		89,929	48,300	34,051	48,340	48,300	(40)

440-LANDFILL
025-SANITATION
350-LANDFILL

ACCOUNT #	ACCOUNT NAME	PRIOR-YR ACTUAL	--CURRENT YEAR-- BUDGET	ACTUAL	REVISED BUDGET	PROPOSED BUDGET	VARIANCE
<u>CONTRACTUAL SERVICES</u>							
025-350-5511	COMMUNICATIONS	1,922	2,200	1,289	2,000	2,000	0
025-350-5515	HIRE OF EQUIPMENT	19,990	0	0	0	0	0
025-350-5520	INSURANCE	6,283	6,600	4,934	5,000	5,000	0
025-350-5521	SPECIAL SERVICE	53,077	70,000	16,250	60,000	60,000	0
025-350-5521-07	SPECIAL SERVICES-ACCOUN	0	0	9,661	10,000	10,000	0
025-350-5521-17	BANK CHARGES	0	86	0	86	0	(86)
025-350-5530	TRAVEL EXPENSE	1,894	600	80	500	500	0
025-350-5540	DUES & SUSCRPTIONS	0	0	5,456	5,500	0	(5,500)
025-350-5541	PERMITS, LICENSES, TEST	13,011	400	27,563	60,000	60,000	0
025-350-5550	ELECTRICITY	1,485	1,760	1,082	1,500	1,500	0
025-350-5555	EDUCATION AND TRAINING	0	100	0	100	100	0
TOTAL CONTRACTUAL SERVICES		97,661	81,746	66,316	144,686	139,100	(5,586)
<u>MISCELLANEOUS</u>							
025-350-5616	JUDGEMENTS AND DAMAGES	4,802	0	0	0	0	0
025-350-5641	ADMINISTRATIVE FEES	129,412	258,162	193,622	259,000	282,769	23,769
025-350-5643	BAD DEBT WRITE-OFF	1,504	150,000	3,651	50,000	50,000	0
025-350-5645	LATE PAY FEES & PENALTI	0	0	3	5	5	0
025-350-5658	RECOGN FUTURE CLOSURE &	81,703	0	0	0	0	0

440-LANDFILL
025-SANITATION
350-LANDFILL

ACCOUNT #	ACCOUNT NAME	PRIOR-YR ACTUAL	--CURRENT YEAR-- BUDGET	ACTUAL	REVISED BUDGET	PROPOSED BUDGET	VARIANCE
TOTAL MISCELLANEOUS		217,420	408,162	197,275	309,005	332,774	23,769
<u>TRANSFERS TO OTHER FUNDS</u>							
025-350-5808	TRANSFER TO OTHER FUNDS	19,685	0	0	0	0	0
TOTAL TRANSFERS TO OTHER FUNDS		19,685	0	0	0	0	0
<u>LAND</u>							
<u>BUILDING & STRUCTURES</u>							
025-350-6226	EAST CELL CONSTRUCTION	249,662	0	34,350	34,350	0	(34,350)
025-350-6226-01	NEW LANDFILL	355,898	200,000	75,591	200,000	500,000	300,000
TOTAL BUILDING & STRUCTURES		605,560	200,000	109,941	234,350	500,000	265,650
<u>EQUIPMENT</u>							
025-350-6314	MOWERS AND EQUIPMENT		10,000	10,000	10,000	0	(10,000)
TOTAL EQUIPMENT		0	10,000	10,000	10,000	0	(10,000)
<u>VEHICLES</u>							
025-350-6401	MOTOR VEHICLES	0	35,000	35,000	35,000	0	(35,000)
025-350-6404	HEAVY EQUIPMENT	60,585	146,012	146,012	146,012	253,000	106,988
025-350-6404	NEXT YEAR NOTES: FY 2016-17 \$108,000 Water Truck 145,000 Tractor						
TOTAL VEHICLES		60,585	181,012	181,012	181,012	253,000	71,988

BUDGET PRESENTATION
AS OF: JUNE 30TH, 2016

440-LANDFILL
025-SANITATION
350-LANDFILL

ACCOUNT #	ACCOUNT NAME	PRIOR-YR ACTUAL	--CURRENT YEAR-- BUDGET	ACTUAL	REVISED BUDGET	PROPOSED BUDGET	VARIANCE
TOTAL 350-LANDFILL		1,602,702	1,376,117	902,224	1,366,015	1,931,293	565,278
		=====	=====	=====	=====	=====	=====

DEPARTMENTAL NOTES

Debt Service

Landfill Fund

Debt Service is a Non-Departmental activity that accounts for lease-purchase payments and payments to the Capital Revolving Fund for equipment purchased with this funding.

	Actual 2014-15	Revised 2015-16	Proposed 2016-17
Total Debt Service	\$63,236	\$69,815	\$124,200

440-LANDFILL
 070-DEBT SERVICE
 000-NON-DEPARTMENTAL

ACCOUNT #	ACCOUNT NAME	PRIOR-YR ACTUAL	--CURRENT YEAR-- BUDGET	ACTUAL	REVISED BUDGET	PROPOSED BUDGET	VARIANCE
<u>DEBT SERVICE</u>							
070-000-5701-01	DEBT SERVICE - 2012-13	58,219	60,327	50,273	58,905	59,598	693
070-000-5701-02	DEBT SERVICE - 2013-14	5,017	5,339	4,004	5,095	5,174	79
070-000-5701-57	DEBT SRVC-2015-16 EQUIP	0	9,000	3,889	5,815	8,828	3,013
070-000-5701-58	DEBT SVC-2016-17 EQUIPM	0	0	0	0	50,600	50,600
TOTAL DEBT SERVICE		<u>63,236</u>	<u>74,666</u>	<u>58,166</u>	<u>69,815</u>	<u>124,200</u>	<u>54,385</u>
TOTAL 000-NON-DEPARTMENTAL		63,236	74,666	58,166	69,815	124,200	54,385
		=====	=====	=====	=====	=====	=====
TOTAL 070-DEBT SERVICE		63,236	74,666	58,166	69,815	124,200	54,385
		=====	=====	=====	=====	=====	=====
*** TOTAL BUDGETED EXPENSES ***		1,671,974	1,450,783	961,079	1,435,830	2,055,493	619,663
		=====	=====	=====	=====	=====	=====

*** END OF REPORT ***

SANITATION FUND - FUND 445
SUMMARY OF RECEIPTS AND EXPENSES
2016-17

	ACTUAL 2014-15	ESTIMATED 2015-16	PROPOSED 2016-17
Beginning Unrestricted Fund Equity	\$659,551	\$794,563	\$1,477,437
<u>Receipts</u>			
Refuse Collection Service	3,262,818	3,005,000	3,100,000
Late Charges	67,875	55,000	55,000
Compactor Rental	49,995	42,000	42,000
Other Financing Sources	0	460,000	0
Miscellaneous Revenue	(4,114)	2,700	2,750
Total Current Receipts	3,376,574	3,564,700	3,199,750
Total Funds Available	4,036,125	4,359,263	4,677,187
<u>Expenses</u>			
Personnel Services	603,176	446,579	623,769
Supplies and Materials	1,310,657	1,135,050	1,229,050
Maintenance of Structures	0	0	0
Maintenance of Equipment	325,263	291,700	265,550
Contractual Services	61,326	35,135	40,100
Miscellaneous	230,017	329,505	361,002
Debt Service	285,465	297,857	243,488
Capital Outlay	425,658	346,000	470,000
Loan to Hotel / Motel	0	0	475,000
Total Expenses	3,241,562	2,881,826	3,707,959
Increase (Decrease) in Unrestricted Fund Equity	135,012	682,874	(508,209)
Ending Unrestricted Fund Equity	\$794,563	\$1,477,437	\$969,228

445-SANITATION

ACCOUNT #	ACCOUNT NAME	PRIOR-YR ACTUAL	---CURRENT YEAR--- BUDGET	ACTUAL	REVISED BUDGET	PROPOSED BUDGET	VARIANCE
<u>43-GENERAL SALES/OTHER SERVICE</u>							
4301	REFUSE COLLECTION SERVICE	3,262,818	3,005,000	2,133,289	3,005,000	3,100,000	(95,000)
4361	LATE CHARGES	<u>67,875</u>	<u>62,000</u>	<u>45,220</u>	<u>55,000</u>	<u>55,000</u>	0
TOTAL 43-GENERAL SALES/OTHER SERVICE		3,330,693	3,067,000	2,178,509	3,060,000	3,155,000	(95,000)
<u>46-INTEREST INCOME</u>							
4602	INTEREST REVENUE	<u>567</u>	<u>400</u>	<u>862</u>	<u>1,800</u>	<u>1,800</u>	0
TOTAL 46-INTEREST INCOME		567	400	862	1,800	1,800	0
<u>47-PROPERTY</u>							
4729	COMPACTOR RENTAL	<u>49,995</u>	<u>45,000</u>	<u>32,265</u>	<u>42,000</u>	<u>42,000</u>	0
TOTAL 47-PROPERTY		49,995	45,000	32,265	42,000	42,000	0
<u>48-TRANSFER FROM OTHER FUNDS</u>							
4819	TRANSFERS FROM OTHER FUNDS	(5,575)	<u>0</u>	<u>0</u>	<u>0</u>	<u>0</u>	0
TOTAL 48-TRANSFER FROM OTHER FUNDS		(5,575)	0	0	0	0	0
<u>49-MISCELLANEOUS</u>							
4905	OTHER INCOME	894	900	806	900	900	0
4906	RETURNED CHECKS FEES	0	50	0	0	50	(50)
4921	OTHER FINANCING SOURCES	<u>0</u>	<u>460,000</u>	<u>0</u>	<u>460,000</u>	<u>0</u>	460,000
TOTAL 49-MISCELLANEOUS		<u>894</u>	<u>460,950</u>	<u>806</u>	<u>460,900</u>	<u>950</u>	459,950
*** DEPARTMENT TOTAL ***		<u>3,376,574</u>	<u>3,573,350</u>	<u>2,212,441</u>	<u>3,564,700</u>	<u>3,199,750</u>	364,950

CITY OF BIG SPRING
REVENUE BUDGET PROPOSAL
AS OF: JUNE 30TH, 2016

445-SANITATION

ACCOUNT #	ACCOUNT NAME	PRIOR-YR ACTUAL	---CURRENT YEAR--- BUDGET	ACTUAL	REVISED BUDGET	PROPOSED BUDGET	VARIANCE
***	TOTAL BUDGETED REVENUES ***	3,376,574	3,573,350	2,212,441	3,564,700	3,199,750	364,950
		=====	=====	=====	=====	=====	

*** END OF REPORT ***

Dept. 330 – Sanitation

Sanitation Fund

The Sanitation Department provides mechanized refuse collection for all residential customers and commercial customers. The department also repairs and replaces all collection containers.

ACHIEVEMENTS

- New routes have been implemented.
- Continued container replacements.

GOALS

- Continue to monitor routes to provide efficient service.
- Purchase a truck specifically to service carts efficiently and effectively.
- Begin a recycle program.

	Actual 2014-15	Revised 2015-16	Proposed 2016-17
50 – Personnel Services	\$ 603,176	\$ 446,579	\$ 623,769
51 – Supplies and Materials	1,310,657	1,135,050	1,229,050
53 – Maintenance of Buildings	0	0	0
54 – Maintenance of Equipment	325,263	291,700	265,550
55 – Contractual Services	61,326	35,135	40,100
56 – Miscellaneous	230,017	329,505	361,002
63 – Equipment	0	0	0
64 – Vehicles	425,658	346,000	470,000
Total	\$2,956,098	\$2,583,969	\$2,989,471

Budget Highlights:

6404 – Heavy Equipment – (PB) LP-One-Arm Trash Truck (\$300,000), LP-Can Delivery Truck (170,000).

445-SANITATION
025-SANITATION
330-SANITATION

ACCOUNT #	ACCOUNT NAME	PRIOR-YR ACTUAL	--CURRENT YEAR-- BUDGET	ACTUAL	REVISED BUDGET	PROPOSED BUDGET	VARIANCE
<u>PERSONNEL SERVICES</u>							
025-330-5010	SALARIES	236,080	256,767	193,248	272,767	361,579	88,812
025-330-5021	TERMINATION PAY	434	0	1,795	2,000	0	(2,000)
025-330-5022	VACATION BUY BACK	2,370	2,400	2,639	2,700	2,400	(300)
025-330-5035	OVERTIME	63,270	65,000	21,615	35,000	65,000	30,000
025-330-5045	LONGEVITY	406	1,330	636	1,330	5,808	4,478
025-330-5050	RETIREMENT	220,048	53,154	35,207	51,654	74,566	22,912
025-330-5060	GROUP INSURANCE	40,192	42,424	29,159	40,924	57,721	16,797
025-330-5065	WORKERS' COMPENSATION	13,086	13,086	13,086	13,086	21,653	8,567
025-330-5070	RETIREMENT-DEFERRED COM	17,245	17,935	13,133	18,235	23,957	5,722
025-330-5075	LIFE & DISABILITY INSUR	5,354	2,933	1,756	2,933	3,242	309
025-330-5080	MEDICARE	4,519	4,720	3,305	4,720	6,304	1,584
025-330-5085	UNEMPLOYMENT TEXAS	<u>173</u>	<u>630</u>	<u>1,230</u>	<u>1,230</u>	<u>1,539</u>	<u>309</u>
TOTAL PERSONNEL SERVICES		603,176	460,379	316,809	446,579	623,769	177,190
<u>SUPPLIES & MATERIALS</u>							
025-330-5114	WEARING APPAREL	2,314	2,500	1,909	2,500	2,500	0
025-330-5116	GASOLINE, OIL & GREASE	122,890	112,000	60,759	90,000	90,000	0
025-330-5117	MINOR APPARATUS	184	5,200	513	2,500	4,500	2,000
025-330-5118	JANITORIAL SUPPLIES	30	50	31	50	50	0
025-330-5123	OTHER SUPPLIES	208,425	200,000	195,718	200,000	200,000	0

445-SANITATION
025-SANITATION
330-SANITATION

ACCOUNT #	ACCOUNT NAME	PRIOR-YR ACTUAL	--CURRENT YEAR-- BUDGET	ACTUAL	REVISED BUDGET	PROPOSED BUDGET	VARIANCE
025-330-5124	POSTAGE	0	0	0	0	0	0
025-330-5128-01	LANDFILL	0	0	0	0	92,000	92,000
025-330-5129	LANDFILL EXPENSE	<u>976,815</u>	<u>937,000</u>	<u>741,347</u>	<u>840,000</u>	<u>840,000</u>	<u>0</u>
TOTAL SUPPLIES & MATERIALS		1,310,657	1,256,750	1,000,277	1,135,050	1,229,050	94,000
<u>MAINTENANCE OF BUILDINGS/</u>							
<u>MAINTENANCE OF EQUIPMENT</u>							
025-330-5412	VEHICLE MAINTENANCE	325,053	249,900	205,115	275,000	250,000	(25,000)
025-330-5413	FIRE APPARATUS	0	200	0	100	100	0
025-330-5415	MAINTENANCE OF RADIOS	210	200	1,335	1,350	200	(1,150)
025-330-5416	MAINT. SANITATION CONTA	0	18,000	700	15,000	15,000	0
025-330-5425	MAINT. MACHINERY, TOOLS	<u>0</u>	<u>250</u>	<u>0</u>	<u>250</u>	<u>250</u>	<u>0</u>
TOTAL MAINTENANCE OF EQUIPMENT		325,263	268,550	207,150	291,700	265,550	(26,150)
<u>CONTRACTUAL SERVICES</u>							
025-330-5511	COMMUNICATIONS	1,632	2,000	1,027	1,500	1,500	0
025-330-5520	INSURANCE	16,613	16,500	13,486	13,500	13,500	0
025-330-5521	SPECIAL SERVICE	41,331	2,000	7,957	8,000	5,000	(3,000)
025-330-5521-07	SPECIAL SERVICES-ACCOUN	0	0	9,661	10,000	0	(10,000)
025-330-5521-17	BANK CHARGES	0	114	0	115	0	(115)
025-330-5530	TRAVEL EXPENSE	97	20	0	20	0	(20)
025-330-5540	DUES AND SUBSCRIPTIONS	0	0	100	0	100	100

445-SANITATION
 025-SANITATION
 330-SANITATION

ACCOUNT #	ACCOUNT NAME	PRIOR-YR ACTUAL	--CURRENT YEAR-- BUDGET	ACTUAL	REVISED BUDGET	PROPOSED BUDGET	VARIANCE
025-330-5550	ELECTRICITY	1,653	2,310	757	2,000	20,000	18,000
TOTAL CONTRACTUAL SERVICES		61,326	22,944	32,988	35,135	40,100	4,965
<u>MISCELLANEOUS</u>							
025-330-5616	JUDGEMENTS & DAMAGES	12,646	10,000	6,170	7,500	7,500	0
025-330-5641	ADMINISTRATIVE FEES	167,412	289,670	217,253	290,000	328,502	38,502
025-330-5643	BAD DEBT EXPENSE	49,959	25,000	32,207	32,000	25,000	(7,000)
025-330-5645	LATE PAY FEES & PENALTI	0	0	3	5	0	(5)
TOTAL MISCELLANEOUS		230,017	324,670	255,632	329,505	361,002	31,497
<u>EQUIPMENT</u>							
<u>VEHICLES</u>							
025-330-6404	HEAVY EQUIPMENT	425,658	380,000	345,934	346,000	470,000	124,000
025-330-6404	NEXT YEAR NOTES:						
	FY 2016-17 \$300,000 One arm trash truck						
	170,000 Can Delivery Truck						
TOTAL VEHICLES		0	380,000	345,934	346,000	470,000	124,000
TOTAL 330-SANITATION		2,956,098	2,713,293	2,158,791	2,583,969	2,989,471	405,502
		=====	=====	=====	=====	=====	=====

CITY OF BIG SPRING
 BUDGET PRESENTATION
 AS OF: JUNE 30TH, 2016

445-SANITATION
 025-SANITATION
 350-LANDFILL

ACCOUNT #	ACCOUNT NAME	PRIOR-YR ACTUAL	--CURRENT YEAR-- BUDGET	ACTUAL	REVISED BUDGET	PROPOSED BUDGET	VARIANCE
<u>MAINTENANCE OF BUILDINGS/</u>							
<u>TRANSFERS TO OTHER FUNDS</u>							
025-350-5870	LOAN TO HOTEL/MOTEL FUN	0	0	0	0	475,000	475,000
TOTAL TRANSFERS TO OTHER FUNDS		0	0	0	0	475,000	475,000
<u>LAND</u>							
TOTAL 350-LANDFILL		0	0	0	0	475,000	475,000
TOTAL 025-SANITATION		2,956,098	2,713,293	2,158,791	2,583,969	3,464,471	880,502

Debt Service

Sanitation Fund

Debt Service is a Non-Departmental activity that accounts for lease-purchase payments and payments to the Capital Revolving Fund for equipment purchased with this funding.

	Actual 2014-15	Revised 2015-16	Proposed 2016-17
Total Debt Service	\$14,787	\$297,857	\$243,488

Transfers To Other Funds

Landfill Fund

	Actual 2014-15	Revised 2015-16	Proposed 2016-17
Transfers to Other Funds	\$0	0	475,000

445-SANITATION
 070-DEBT SERVICE
 000-NON-DEPARTMENTAL

ACCOUNT #	ACCOUNT NAME	PRIOR-YR ACTUAL	--CURRENT YEAR-- BUDGET	ACTUAL	REVISED BUDGET	PROPOSED BUDGET	VARIANCE
<u>DEBT SERVICE</u>							
070-000-5701-02	DEBT SERVICE 2009-10 EQ	12,585	12,686	0	0	0	0
070-000-5701-03	DEBT SERVICE 2011-12 EQ	85,487	88,187	73,489	86,918	29,295	(57,623)
070-000-5701-04	DEBT SERVICE 2012-13 EQ	42,941	44,495	37,080	43,446	43,957	511
070-000-5701-05	DEBT SERVICE 2013-14 EQ	82,900	88,219	66,164	84,186	85,492	1,306
070-000-5701-06	DEBT SERVICE 2014-15 EQ	<u>61,552</u>	<u>96,057</u>	<u>69,652</u>	<u>83,307</u>	<u>84,744</u>	<u>1,437</u>
TOTAL DEBT SERVICE		<u>14,787</u>	<u>329,644</u>	<u>246,386</u>	<u>297,857</u>	<u>243,488</u>	<u>(54,369)</u>
TOTAL 000-NON-DEPARTMENTAL		825,465	329,644	246,386	297,857	243,488	(54,369)
		=====	=====	=====	=====	=====	=====
TOTAL 070-DEBT SERVICE		825,465	329,644	246,386	297,857	243,488	(54,369)
		=====	=====	=====	=====	=====	=====
*** TOTAL BUDGETED EXPENSES ***		3,241,562	3,042,937	2,405,177	2,881,826	3,707,959	826,133
		=====	=====	=====	=====	=====	=====

*** END OF REPORT ***

This Page Left Intentionally Blank

SERVICE CENTER FUND - FUND 505
SUMMARY OF RECEIPTS AND EXPENSES
2016-17

	ACTUAL 2014-15	ESTIMATED 2015-16	PROPOSED 2016-17
Beginning Fund Equity	(\$47,983)	\$15,761	\$9,399
<u>Receipts</u>			
Miscellaneous	15,781	14,648	14,000
Overhead Charged to Other Funds	89,739	10,000	10,000
Other Financing Sources - Leases	0	0	6,995
Total Current Receipts	105,520	24,648	30,995
Total Funds Available	57,537	40,409	40,394
<u>Expenses</u>			
Supplies and Materials	4,517	7,150	7,150
Maintenance of Buildings	3,150	3,000	3,000
Maintenance of Equipment	12,964	9,000	9,000
Contractual Services	10,318	10,137	10,150
Debt Service	4,939	1,723	3,122
Capital Outlay	5,888	0	6,995
Miscellaneous	0	0	0
Total Budgeted Expenses	41,776	31,010	39,417
Increase (Decrease) in Fund Equity	63,744	(6,362)	(8,422)
Ending Fund Equity	\$15,761	\$9,399	\$977

505-SERVICE CENTER

ACCOUNT #	ACCOUNT NAME	PRIOR-YR ACTUAL	---CURRENT YEAR--- BUDGET	ACTUAL	REVISED BUDGET	PROPOSED BUDGET	VARIANCE
<u>48-TRANSFER FROM OTHER FUNDS</u>							
4819	TRANSFER FROM OTHER FUNDS	5,575	0	0	0	0	0
TOTAL 48-TRANSFER FROM OTHER FUNDS		5,575	0	0	0	0	0
<u>49-MISCELLANEOUS</u>							
4905	OTHER INCOME	15,781	5,000	14,648	14,648	14,000	648
4921	OTHER FINANCING SOURCES	0	0	0	0	6,995	(6,995)
4950	OVERHEAD CHARGED TO DEPTS	84,164	22,000	0	10,000	10,000	0
TOTAL 49-MISCELLANEOUS		99,945	27,000	14,648	24,648	30,995	(6,347)
*** DEPARTMENT TOTAL ***		105,520	27,000	14,648	24,648	30,995	(6,347)
*** TOTAL BUDGETED REVENUES ***		105,520	27,000	14,648	24,648	30,995	(6,347)

*** END OF REPORT ***

Dept. 810 – Service Center

Service Center Fund

The City of Big Spring fleet management is under an outsourced contract.

ACHIEVEMENTS

- Continued to service old units that were thought to be non-repairable to active service.
- Continued providing specifications and/or updated specifications for new city equipment procurement.
- Implemented Quality Control process and sheet in which all units for repairs are inspected and documented before they leave after repairs are made.
- Disposed over 40 retired units via auction
- Reduce repair turn-around from months to 1-2 days in many cases.
- Provided 24/7 on-call service during bad weather emergencies.

GOALS

- Continue our efforts to reduce the non-target costs to the City to 35% of the monthly invoiced target costs by making upgraded repairs where possible and complete repairs to units.
- Respond to the varying and changing needs of each individual department through continue regular communication with the department supervisors.
- Reduce long-term cost to the City by consulting on the most recent technological improvements and assist the City in the correct equipment usage.
- Continue departmental compliance with the City of Big Spring safety manual related to daily vehicle and equipment inspections.
- To meet 100% compliance with departmental PM scheduling as reported every Monday.
- Complete disposal of all retired units via auction in a timely manner.

	Actual 2014-15	Revised 2015-16	Proposed 2016-17
51 – Supplies and Materials	\$4,517	\$7,150	\$7,150
53 – Maint. Bldg/Structures	3,150	3,000	3,000
54 – Maintenance of Equip.	12,964	9,000	9,000
55 – Contractual Services	10,318	10,137	10,150
56 – Miscellaneous	0	0	0
63 – Equipment	5,888	0	6,995
Totals	\$30,949	\$29,287	\$36,295

Budget Highlights:

6311– Machinery and Equipment – (PB) LP-Tire/Wheel Mounting Machine (\$6,995).

505-SERVICE CENTER
021-PUBLIC WORKS
810-SERVICE CENTER

ACCOUNT #	ACCOUNT NAME	PRIOR-YR ACTUAL	--CURRENT YEAR-- BUDGET	ACTUAL	REVISED BUDGET	PROPOSED BUDGET	VARIANCE
<u>SUPPLIES & MATERIALS</u>							
021-810-5110	OFFICE SUPPLIES	0	0	1,300	0	0	0
021-810-5116	GASOLINE, OIL, & GREASE	2,499	2,600	1,169	1,700	1,700	0
021-810-5117	MINOR APPARATUS	102	5,500	3,196	3,200	3,200	0
021-810-5118	JANITORIAL SUPPLIES	27	35	0	0	0	0
021-810-5123	OTHER SUPPLIES	0	50	468	500	500	0
021-810-5124	POSTAGE	84	100	0	0	0	0
021-810-5128	UTILITIES	<u>1,804</u>	<u>1,750</u>	<u>1,034</u>	<u>1,750</u>	<u>1,750</u>	<u>0</u>
TOTAL SUPPLIES & MATERIALS		4,517	10,035	7,168	7,150	7,150	0
<u>MAINTENANCE OF BUILDINGS/</u>							
021-810-5311	MAINTENANCE OF BUILDING	<u>3,150</u>	<u>3,000</u>	<u>1,802</u>	<u>3,000</u>	<u>3,000</u>	<u>0</u>
TOTAL MAINTENANCE OF BUILDINGS/		3,150	3,000	1,802	3,000	3,000	0
<u>MAINTENANCE OF EQUIPMENT</u>							
021-810-5411	MAINT. FURNITURE & FIXT	1,300	0	0	0	0	0
021-810-5412	VEHICLE MAINTENANCE	11,524	10,000	6,762	8,500	8,500	0
021-810-5413	MAINT. OF FIRE APPARATU	140	200	0	200	200	0
021-810-5422	MAINT HEATING & COOLING	0	800	0	200	200	0
021-810-5425	MAINT. MACHINERY, TOOLS	<u>0</u>	<u>200</u>	<u>0</u>	<u>100</u>	<u>100</u>	<u>0</u>

505-SERVICE CENTER
 021-PUBLIC WORKS
 810-SERVICE CENTER

ACCOUNT #	ACCOUNT NAME	PRIOR-YR ACTUAL	--CURRENT YEAR-- BUDGET	ACTUAL	REVISED BUDGET	PROPOSED BUDGET	VARIANCE
TOTAL MAINTENANCE OF EQUIPMENT		12,964	11,200	6,762	9,000	9,000	0
<u>CONTRACTUAL SERVICES</u>							
021-810-5511	COMMUNICATIONS	1,461	1,800	755	1,400	1,400	0
021-810-5520	INSURANCE	2,061	2,100	2,737	2,737	2,750	13
021-810-5550	ELECTRICITY	3,519	3,900	1,735	3,500	3,500	0
021-810-5560	GAS FOR HEATING	3,277	3,300	1,980	2,500	2,500	0
TOTAL CONTRACTUAL SERVICES		10,318	11,100	7,206	10,137	10,150	13
<u>MISCELLANEOUS</u>							
<u>EQUIPMENT</u>							
021-810-6311	MACHINERY & EQUIPMENT	5,888	0	0	0	6,995	6,995
021-810-6311	NEXT YEAR NOTES: FY 2016-17 \$6,995 Tire/wheel mounting machine						
TOTAL EQUIPMENT		5,888	0	0	0	6,995	6,995
<u>VEHICLES</u>							
TOTAL 810-SERVICE CENTER		36,837	35,335	22,939	29,287	36,295	7,008

BUDGET PRESENTATION
AS OF: JUNE 30TH, 2016

505-SERVICE CENTER
021-PUBLIC WORKS
810-SERVICE CENTER

ACCOUNT #	ACCOUNT NAME	PRIOR-YR ACTUAL	--CURRENT YEAR-- BUDGET	ACTUAL	REVISED BUDGET	PROPOSED BUDGET	VARIANCE
-----------	--------------	--------------------	----------------------------	--------	-------------------	--------------------	----------

DEPARTMENTAL NOTES

TOTAL 021-PUBLIC WORKS		36,837	35,335	22,939	29,287	36,295	7,008
		=====	=====	=====	=====	=====	=====

Debt Service

Service Center Fund

Debt Service is a Non-Departmental activity that accounts for lease-purchase payments and payments to the Capital Revolving Fund for equipment purchased with this funding.

	Actual 2014-15	Revised 2015-16	Proposed 2016-17
Total Debt Service	\$4,939	\$1,723	\$3,122

505-SERVICE CENTER
 070-DEBT SERVICE
 000-NON-DEPARTMENTAL

ACCOUNT #	ACCOUNT NAME	PRIOR-YR ACTUAL	--CURRENT YEAR-- BUDGET	ACTUAL	REVISED BUDGET	PROPOSED BUDGET	VARIANCE
<u>DEBT SERVICE</u>							
070-000-5701-02	DEBT SVC-05-06 SIEMENS	1,293	1,723	376	1,723	1,723	0
070-000-5701-04	DEBT SVC-09-10 EQUIPMEN	3,646	0	0	0	0	0
070-000-5701-58	DEBT SVC-2016-17 EQUIPM	0	0	0	0	1,399	1,399
TOTAL DEBT SERVICE		<u>4,939</u>	<u>1,723</u>	<u>376</u>	<u>1,723</u>	<u>3,122</u>	<u>1,399</u>
TOTAL 000-NON-DEPARTMENTAL		4,939	1,723	376	1,723	3,122	1,399
TOTAL 070-DEBT SERVICE		4,939	1,723	376	1,723	3,122	1,399
*** TOTAL BUDGETED EXPENSES ***		41,317	37,058	23,315	31,010	39,417	8,407

*** END OF REPORT ***

HEALTH INSURANCE FUND - FUND 510
SUMMARY OF RECEIPTS AND EXPENSES
2016-17

	ACTUAL 2014-15	ESTIMATED 2015-16	PROPOSED 2016-17
Beginning Fund Equity	\$466,129	\$117,872	\$97,576
<u>Receipts</u>			
Premiums - from City	1,483,485	1,700,000	1,837,429
Premiums - from Employees	341,054	475,000	507,571
Premiums - from Retires & COBRA	176,617	200,000	200,000
Premiums - for Dental	78,867	92,500	92,000
Umbrella Reimbursement	276,083	28,244	0
Interest Income	286	410	400
Total Receipts	2,356,392	2,496,154	2,637,400
Transfers from Other Funds	0	200,000	0
Total Current Receipts	2,356,392	2,696,154	2,637,400
Total Funds Available	2,822,521	2,814,026	2,734,976
<u>Expenses</u>			
Medical & Dental Payments	2,207,951	2,195,000	2,045,000
Administrative Fees	482,775	496,450	465,682
Wellness Program	13,923	25,000	25,000
Total Budgeted Expenses	2,704,649	2,716,450	2,535,682
Increase (Decrease) in Fund Equity	(348,257)	(220,296)	101,718
Ending Fund Equity	\$117,872	\$97,576	\$199,294

510-HEALTH INSURANCE FUND

ACCOUNT #	ACCOUNT NAME	PRIOR-YR ACTUAL	---CURRENT YEAR--- BUDGET	---CURRENT YEAR--- ACTUAL	REVISED BUDGET	PROPOSED BUDGET	VARIANCE
<u>46-INTEREST INCOME</u>							
4602	INTEREST INCOME	286	400	205	410	400	10
TOTAL 46-INTEREST INCOME		286	400	205	410	400	10
<u>48-TRANSFER FROM OTHER FUNDS</u>							
4819	TRANSFER FROM OTHER FUNDS	0	0	200,000	200,000	0	200,000
TOTAL 48-TRANSFER FROM OTHER FUNDS		0	0	200,000	200,000	0	200,000
<u>49-MISCELLANEOUS</u>							
4905	OTHER INCOME (STOPLOSS REIMB)	276,083	0	28,244	28,244	0	28,244
4931	CONTRIBUTIONS-CITY	1,483,484	1,575,000	1,225,184	1,700,000	1,837,429	(137,429)
4932	CONTRIBUTIONS-EMPLOYEES	341,054	360,000	297,709	475,000	507,571	(32,571)
4933	CONTRIBUTIONS-COBRA/RETIREEES	176,617	195,000	131,535	200,000	200,000	0
4942	CONTRIBUTIONS - DENTAL EMPL	71,911	79,000	58,667	85,000	85,000	0
4943	CONTRIBUTIONS - DENTAL RETIREE	6,956	8,000	4,875	7,500	7,000	500
4944	CONTRIBUTIONS - VISION EMPL	0	0	12,432	0	0	0
TOTAL 49-MISCELLANEOUS		2,356,105	2,217,000	1,758,646	2,495,744	2,637,000	(141,256)
*** DEPARTMENT TOTAL ***		2,356,392	2,217,400	1,958,851	2,696,154	2,637,400	58,754
*** TOTAL BUDGETED REVENUES ***		2,356,392	2,217,400	1,958,851	2,696,154	2,637,400	58,754

*** END OF REPORT ***

510-HEALTH INSURANCE FUND
 003-PERSONNEL
 000-NON-DEPARTMENTAL

ACCOUNT #	ACCOUNT NAME	PRIOR-YR ACTUAL	--CURRENT YEAR-- BUDGET	ACTUAL	REVISED BUDGET	PROPOSED BUDGET	VARIANCE
<u>CONTRACTUAL SERVICES</u>							
003-000-5521	SPEC SVCS - MEDICAL PAY	2,151,532	1,650,000	1,428,085	2,150,000	2,000,000	(150,000)
003-000-5521-02	WELLNESS PROGRAM	<u>13,923</u>	<u>50,000</u>	<u>7,010</u>	<u>25,000</u>	<u>25,000</u>	<u>0</u>
TOTAL CONTRACTUAL SERVICES		2,165,455	1,700,000	1,435,094	2,175,000	2,025,000	(150,000)
<u>MISCELLANEOUS</u>							
003-000-5641	ADMINISTRATIVE FEES	446,781	374,550	318,029	450,000	400,000	(50,000)
003-000-5641-01	ADMIN FEES-GENERAL FUND	<u>35,994</u>	<u>46,450</u>	<u>34,837</u>	<u>46,450</u>	<u>65,682</u>	<u>19,232</u>
003-000-5641-01	PERMANENT NOTES: Administrative fees to General Fund as established by an independent cost allocation study.						
TOTAL MISCELLANEOUS		<u>482,775</u>	<u>421,000</u>	<u>352,867</u>	<u>496,450</u>	<u>465,682</u>	<u>(30,768)</u>
TOTAL 000-NON-DEPARTMENTAL		2,648,230	2,121,000	1,787,961	2,671,450	2,490,682	(180,768)
		=====	=====	=====	=====	=====	=====

DEPARTMENTAL NOTES

510-HEALTH INSURANCE FUND
 003-PERSONNEL
 840-DENTAL INSURANCE

ACCOUNT #	ACCOUNT NAME	PRIOR-YR ACTUAL	--CURRENT YEAR-- BUDGET	ACTUAL	REVISED BUDGET	PROPOSED BUDGET	VARIANCE
<u>CONTRACTUAL SERVICES</u>							
003-840-5521	SPEC SVCS - DENTAL PAYM	56,419	45,000	53,500	45,000	45,000	0
TOTAL CONTRACTUAL SERVICES		56,419	45,000	53,500	45,000	45,000	0
TOTAL 840-DENTAL INSURANCE		56,419	45,000	53,500	45,000	45,000	0
TOTAL 003-PERSONNEL		2,704,649	2,166,000	1,841,461	2,716,450	2,535,682	(180,768)
*** TOTAL BUDGETED EXPENSES ***		2,704,649	2,166,000	1,841,461	2,716,450	2,535,682	(180,768)

*** END OF REPORT ***

WORKERS' COMPENSATION INSURANCE FUND - FUND 515
SUMMARY OF RECEIPTS AND EXPENSES
2016-17

	ACTUAL 2014-15	ESTIMATED 2015-16	PROPOSED 2016-17
Beginning Fund Equity	\$645,128	\$686,127	\$654,385
<u>Receipts</u>			
Contributions	340,000	340,000	340,000
Miscellaneous	771	2,000	2,000
Total Receipts	340,771	342,000	342,000
Total Funds Available	985,899	1,028,127	996,385
<u>Expenses</u>			
Workers' Compensation Claims	271,793	145,000	225,000
Miscellaneous	27,979	28,742	35,057
	299,772	173,742	260,057
Transfers to Other Funds (Health Ins)	0	200,000	0
Total Expenses	299,772	373,742	260,057
Increase (Decrease) in Fund Equity	40,999	(31,742)	81,943
Ending Fund Equity	\$686,127	\$654,385	\$736,328

515-WORKERS' COMPENSATION INS

ACCOUNT #	ACCOUNT NAME	PRIOR-YR ACTUAL	---CURRENT YEAR--- BUDGET	ACTUAL	REVISED BUDGET	PROPOSED BUDGET	VARIANCE
<u>46-INTEREST INCOME</u>							
4602	INTEREST INCOME	771	800	929	2,000	2,000	0
TOTAL 46-INTEREST INCOME		771	800	929	2,000	2,000	0
<u>48-TRANSFER FROM OTHER FUNDS</u>							
<u>49-MISCELLANEOUS</u>							
4931	CONTRIBUTIONS - CITY	340,000	340,000	340,000	340,000	340,000	0
TOTAL 49-MISCELLANEOUS		340,000	340,000	340,000	340,000	340,000	0
*** DEPARTMENT TOTAL ***		340,771	340,800	340,929	342,000	342,000	0
*** TOTAL BUDGETED REVENUES ***		340,771	340,800	340,929	342,000	342,000	0

*** END OF REPORT ***

515-WORKERS' COMPENSATION INS
 003-PERSONNEL
 000-NON-DEPARTMENTAL

ACCOUNT #	ACCOUNT NAME	PRIOR-YR ACTUAL	--CURRENT YEAR-- BUDGET	ACTUAL	REVISED BUDGET	PROPOSED BUDGET	VARIANCE
<u>CONTRACTUAL SERVICES</u>							
003-000-5521	WORKERS' COMP. CLAIMS	271,793	145,000	146,990	145,000	225,000	80,000
TOTAL CONTRACTUAL SERVICES		271,793	145,000	146,990	145,000	225,000	80,000
<u>MISCELLANEOUS</u>							
003-000-5641	ADMINISTRATIVE FEES	23,189	24,685	29,777	24,685	31,000	6,315
003-000-5641-01	ADMIN FEES-GENERAL FUND	4,790	4,057	0	4,057	4,057	0
003-000-5641-01	PERMANENT NOTES: Administrative fees paid to General Fund for services as established in the annual cost allocation study.						
TOTAL MISCELLANEOUS		27,979	28,742	29,777	28,742	35,057	6,315
TOTAL 000-NON-DEPARTMENTAL		299,772	173,742	176,768	173,742	260,057	86,315
DEPARTMENTAL NOTES							
TOTAL 003-PERSONNEL		299,772	173,742	176,768	173,742	260,057	86,315

CITY OF BIG SPRING
 BUDGET PRESENTATION
 AS OF: JUNE 30TH, 2016

515-WORKERS' COMPENSATION INS
 080-INTERGOVERNMENTAL EX
 000-NON-DEPARTMENTAL

ACCOUNT #	ACCOUNT NAME	PRIOR-YR ACTUAL	--CURRENT YEAR-- BUDGET	ACTUAL	REVISED BUDGET	PROPOSED BUDGET	VARIANCE
<u>TRANSFERS TO OTHER FUNDS</u>							
080-000-5808	TRANSFER TO OTHER FUNDS	0	0	200,000	200,000	0	(200,000)
TOTAL TRANSFERS TO OTHER FUNDS		0	0	200,000	200,000	0	(200,000)
TOTAL 000-NON-DEPARTMENTAL		0	0	200,000	200,000	0	(200,000)
TOTAL 080-INTERGOVERNMENTAL EX		0	0	200,000	200,000	0	(200,000)
*** TOTAL BUDGETED EXPENSES ***		299,772	173,742	376,768	373,742	260,057	(113,685)

*** END OF REPORT ***

HOTEL / MOTEL TAX FUND - FUND 110
SUMMARY OF RECEIPTS AND EXPENDITURES
2016-17

	ACTUAL 2014-15	ESTIMATED 2015-16	PROPOSED 2016-17
Beginning Fund Balance	\$2,492,758	\$1,794,848	\$430,243
Revenues			
Motel Tax Revenue	1,413,372	1,200,355	1,200,000
Rental Revenue	49,694	48,590	47,625
Loan from Sanitation Fund			475,000
Miscellaneous	4,785	65,835	5,335
Total Revenues	1,467,851	1,314,780	1,727,960
Total Funds Available	3,960,609	3,109,628	2,158,203
Personnel Services	263,371	261,395	272,929
Supplies and Materials	71,204	82,605	69,970
Maintenance of Land	1,700	14,000	14,000
Maintenance of Buildings and Structures	49,534	24,700	24,000
Maintenance of Equipment	3,276	18,050	13,550
Contractual Services	207,742	205,395	203,239
Funding Requests	210,216	190,000	150,000
Administrative Fees	455,263	415,033	314,881
Contributions to other organizations	144,000	24,000	24,000
Miscellaneous	8,185	8,141	8,000
Debt Service	5,888	5,888	5,888
Capital Outlay	745,382	1,430,178	915,000
Total Expenditures	2,165,761	2,679,385	2,015,457
Increase (Decrease) in Fund Balance	(697,910)	(1,364,605)	(287,497)
Ending Fund Balance	\$1,794,848	\$430,243	\$142,746

MOTEL TAX FUND - FUND 110
EXPENDITURES BY DEPARTMENT
2016-17

<u>DEPARTMENT</u>	ACTUAL 2014-15	ESTIMATED 2015-16	PROPOSED 2016-17
510-Dora Roberts Community Center	\$83,012	\$88,706	\$82,750
520-Potton House	9,501	9,552	9,552
530-Municipal Auditorium	751,345	533,355	36,050
540-Special Projects	30,854	33,010	24,010
560-Convention & Visitors Bureau	680,951	1,564,959	1,513,579
000-Non-Departmental	604,210	443,915	343,628
Debt Service	5,888	5,888	5,888
TOTAL	\$2,165,761	\$2,679,385	\$2,015,457

110-HOTEL/ MOTEL TAX

ACCOUNT #	ACCOUNT NAME	PRIOR-YR ACTUAL	---CURRENT YEAR--- BUDGET	ACTUAL	REVISED BUDGET	PROPOSED BUDGET	VARIANCE
<u>40-FEES</u>							
4031	MOTEL OCCUPANCY TAXES	1,413,372	1,200,000	759,599	1,200,000	1,200,000	0
4032	PENALTY MOTEL OCCUPANCY	<u>0</u>	<u>0</u>	<u>355</u>	<u>355</u>	<u>0</u>	355
TOTAL 40-FEES		1,413,372	1,200,000	759,954	1,200,355	1,200,000	355
<u>45-RECREATION</u>							
4507	MERCHANDISE SALES	<u>1,627</u>	<u>1,500</u>	<u>2,602</u>	<u>3,500</u>	<u>3,000</u>	500
TOTAL 45-RECREATION		1,627	1,500	2,602	3,500	3,000	500
<u>46-INTEREST INCOME</u>							
4602	INTEREST INCOME	<u>3,259</u>	<u>2,100</u>	<u>2,587</u>	<u>2,300</u>	<u>2,300</u>	0
TOTAL 46-INTEREST INCOME		3,259	2,100	2,587	2,300	2,300	0
<u>47-PROPERTY</u>							
4701	DRCC RENTALS	49,294	40,000	36,315	47,000	47,000	0
4701-01	DRCC APARTMENT RENTAL	200	200	0	0	0	0
4701-02	RENTAL OF DIRECTIONAL SIGNS	200	200	40	40	100	(60)
4701-03	RENTALS - HEART OF CITY PLAZA	0	500	500	800	250	550
4701-04	RENTALS - AUDITORIUM	0	1,000	525	750	275	475
4750	LOAN FROM SANITATION FUND	<u>0</u>	<u>0</u>	<u>0</u>	<u>0</u>	<u>475,000</u>	(475,000)
TOTAL 47-PROPERTY		49,694	41,900	37,380	48,590	522,625	(474,035)

110-HOTEL/ MOTEL TAX

ACCOUNT #	ACCOUNT NAME	PRIOR-YR ACTUAL	---CURRENT YEAR--- BUDGET	ACTUAL	REVISED BUDGET	PROPOSED BUDGET	VARIANCE
<u>49-MISCELLANEOUS</u>							
4900	CASH OVER/(SHORT)	(128)	0	0	0	0	0
4905	OTHER INCOME	2	0	12	10	10	0
4906	RETURNED CHECK FEES	25	25	25	25	25	0
4925	CONTRIBUTIONS	<u>0</u>	<u>0</u>	<u>20,000</u>	<u>60,000</u>	<u>0</u>	60,000
TOTAL 49-MISCELLANEOUS		(101)	25	20,037	60,035	35	60,000
4925	CONTRIBUTIONS	CURRENT YEAR NOTES: \$ 5,000 Land Gift for Heart of City Plaza \$15,000 Historic Spring Grant from Union Pacific Foundation \$40,000 Historic Spring Grant from Permian BasinArea Foundation					
*** DEPARTMENT TOTAL ***		<u>1,467,851</u>	<u>1,245,525</u>	<u>822,560</u>	<u>1,314,780</u>	<u>1,727,960</u>	(413,180)
*** TOTAL BUDGETED REVENUES ***		<u>1,467,851</u>	<u>1,245,525</u>	<u>822,560</u>	<u>1,314,780</u>	<u>1,727,960</u>	(413,180)

*** END OF REPORT ***

110-HOTEL/ MOTEL TAX
040-ECONOMIC DEVELOPMENT
000-NON-DEPARTMENTAL

ACCOUNT #	ACCOUNT NAME	PRIOR-YR ACTUAL	--CURRENT YEAR-- BUDGET	ACTUAL	REVISED BUDGET	PROPOSED BUDGET	VARIANCE
<u>SUPPLIES & MATERIALS</u>							
040-000-5128	UTILITIES	0	0	0	135	0	(135)
040-000-5128	PERMANENT NOTES: Comanche Trail Park Account #25-0555-01						
TOTAL SUPPLIES & MATERIALS		0	0	0	135	0	(135)
<u>CONTRACTUAL SERVICES</u>							
040-000-5520	INSURANCE	0	0	135	0	0	0
040-000-5521-17	BANK CHARGES	0	171	0	171	171	0
040-000-5551	ELECTRICITY CAMPGROUND	187	187	140	187	187	0
040-000-5552	ELECTRICITY HISTORIC BS	1,195	1,189	896	1,189	1,189	0
040-000-5553	ELECTRICITY AMPHITHEATE	3,386	3,200	2,200	3,200	3,200	0
040-000-5521-17	PERMANENT NOTES: P-Card bank charges						
TOTAL CONTRACTUAL SERVICES		4,769	4,747	3,372	4,747	4,747	0
<u>MISCELLANEOUS</u>							
040-000-5611	CONTRIBUTION - HOWARD C	120,000	0	0	0	0	0
040-000-5612	CONTRIBUTION HERITAGE M	24,000	24,000	24,000	24,000	24,000	0
040-000-5623	BAD DEBT EXPENSE	179	0	0	0	0	0
040-000-5641	ADMINISTRATIVE FEES	455,263	415,033	311,275	415,033	314,881	(100,152)
040-000-5641	PERMANENT NOTES: Administrative fees paid to General Fund, as established by						

CITY OF BIG SPRING
 BUDGET PRESENTATION
 AS OF: JUNE 30TH, 2016

110-HOTEL/ MOTEL TAX
 040-ECONOMIC DEVELOPMENT
 000-NON-DEPARTMENTAL

ACCOUNT #	ACCOUNT NAME	PRIOR-YR ACTUAL	--CURRENT YEAR-- BUDGET	ACTUAL	REVISED BUDGET	PROPOSED BUDGET	VARIANCE
independent cost allocation study.							
TOTAL MISCELLANEOUS		<u>599,441</u>	<u>439,033</u>	<u>335,275</u>	<u>439,033</u>	<u>338,881</u>	<u>(100,152)</u>
TOTAL 000-NON-DEPARTMENTAL		<u>604,210</u>	<u>443,780</u>	<u>338,647</u>	<u>443,915</u>	<u>343,628</u>	<u>(100,287)</u>
		=====	=====	=====	=====	=====	=====

DEPARTMENTAL NOTES

Dept. 510 – Dora Roberts Community Center

Motel Tax Fund

This department operates the Dora Roberts Community Center. Operations include rental, marketing, and maintenance of the facility. Prior to October 2003, the City contracted with the Chamber of Commerce to operate the facility.

ACHIEVEMENTS

- Painted exterior of building.

GOALS

- Continue to repair windows.

	Actual 2014-15	Revised 2015-16	Proposed 2016-17
51 – Supplies and Materials	\$17,434	\$24,150	\$17,950
52 – Maint. of Land	0	1,000	1,000
53 – Maint. Buildings	10,750	16,000	17,000
54 – Maint. of Equipment	3,111	5,600	5,600
55 – Contractual Services	45,338	41,956	41,200
63 – Equipment	6,378	0	0
Total	\$83,012	\$88,706	\$82,750

110-HOTEL/ MOTEL TAX
040-ECONOMIC DEVELOPMENT
510-DORA ROBERTS COMMUN.

ACCOUNT #	ACCOUNT NAME	PRIOR-YR ACTUAL	--CURRENT YEAR-- BUDGET	ACTUAL	REVISED BUDGET	PROPOSED BUDGET	VARIANCE
<u>SUPPLIES & MATERIALS</u>							
040-510-5110	OFFICE SUPPLIES	9	200	0	3,300	100	(3,200)
040-510-5117	MINOR APPARATUS	7,266	23,000	4,921	13,000	10,000	(3,000)
040-510-5118	JANITORIAL SUPPLIES	2,578	2,000	1,385	2,000	2,000	0
040-510-5122	BOTANICAL & AGRICULTURA	642	1,000	0	1,000	1,000	0
040-510-5123	OTHER SUPPLIES	1,121	600	810	810	810	0
040-510-5124	POSTAGE	0	0	35	40	40	0
040-510-5128	UTILITIES	<u>5,818</u>	<u>10,000</u>	<u>2,263</u>	<u>4,000</u>	<u>4,000</u>	<u>0</u>
040-510-5123	PERMANENT NOTES: R.O. system in kitchenette Sr. Center will pay for RO system in Kitchen						
040-510-5128	PERMANENT NOTES: Water Account #21-0010-02 Split costs with Senior Center						
TOTAL SUPPLIES & MATERIALS		17,434	36,800	9,414	24,150	17,950	(6,200)
<u>MAINTENANCE OF LAND</u>							
040-510-5210	LAND MAINTENANCE	<u>0</u>	<u>1,000</u>	<u>897</u>	<u>1,000</u>	<u>1,000</u>	<u>0</u>
TOTAL MAINTENANCE OF LAND		0	1,000	897	1,000	1,000	0

110-HOTEL/ MOTEL TAX
040-ECONOMIC DEVELOPMENT
510-DORA ROBERTS COMMUN.

ACCOUNT #	ACCOUNT NAME	PRIOR-YR ACTUAL	--CURRENT YEAR-- BUDGET	ACTUAL	REVISED BUDGET	PROPOSED BUDGET	VARIANCE
<u>MAINTENANCE OF BUILDINGS/</u>							
040-510-5311	MAINTENANCE OF BUILDING	10,750	26,000	4,346	15,000	16,000	1,000
040-510-5326	MISCELLANEOUS IMPROVEME	0	1,000	0	1,000	1,000	0
TOTAL MAINTENANCE OF BUILDINGS/		10,750	27,000	4,346	16,000	17,000	1,000
<u>MAINTENANCE OF EQUIPMENT</u>							
040-510-5413	MAINT. FIRE APPARATUS	129	800	0	600	600	0
040-510-5422	MAINT OF HEATING & COOL	2,982	6,000	1,013	5,000	5,000	0
TOTAL MAINTENANCE OF EQUIPMENT		3,111	6,800	1,013	5,600	5,600	0
<u>CONTRACTUAL SERVICES</u>							
040-510-5511	COMMUNICATIONS	479	479	363	1,300	500	(800)
040-510-5515	HIRE OF EQUIPMENT	1,586	2,000	876	2,000	2,000	0
040-510-5520	INSURANCE	2,007	2,058	2,155	2,156	2,200	44
040-510-5521	SPECIAL SERVICES	26,739	25,000	14,818	25,000	25,000	0
040-510-5525	ADVERTISING	460	1,000	490	500	500	0
040-510-5550	ELECTRICITY	10,769	22,000	3,636	8,000	8,000	0
040-510-5560	GAS FOR HEATING	3,296	6,000	2,136	3,000	3,000	0
TOTAL CONTRACTUAL SERVICES		45,338	58,537	24,474	41,956	41,200	(756)

CITY OF BIG SPRING
 BUDGET PRESENTATION
 AS OF: JUNE 30TH, 2016

110-HOTEL/ MOTEL TAX
 040-ECONOMIC DEVELOPMENT
 510-DORA ROBERTS COMMUN.

ACCOUNT #	ACCOUNT NAME	PRIOR-YR ACTUAL	--CURRENT YEAR-- BUDGET	ACTUAL	REVISED BUDGET	PROPOSED BUDGET	VARIANCE
<u>EQUIPMENT</u>							
040-510-6310	FURNITURE & FIXTURES	6,378	0	0	0	0	0
TOTAL EQUIPMENT		6,378	0	0	0	0	0
TOTAL 510-DORA ROBERTS COMMUN.		83,012	130,137	40,143	88,706	82,750	(5,956)
		=====	=====	=====	=====	=====	=====

DEPARTMENTAL NOTES

Dept. 520 – Potton House**Motel Tax Fund**

The Potton House is a historic landmark listed on the National Registry of Historic Places. The City contracts with the Heritage Museum for operation of the facility.

	Actual 2014-15	Revised 2015-16	Proposed 2016-17
51 – Supplies and Materials	\$ 420	\$ 420	\$ 420
55 – Contractual Services	1,081	1,132	1,132
56 – Miscellaneous (Contributions)	8,000	8,000	8,000
Total	\$9,501	\$9,552	\$9,552

Budget Highlights:

5611 – Annual contribution for operation of Potton House

110-HOTEL/ MOTEL TAX
 040-ECONOMIC DEVELOPMENT
 520-POTTON HOUSE

ACCOUNT #	ACCOUNT NAME	PRIOR-YR ACTUAL	--CURRENT YEAR-- BUDGET	ACTUAL	REVISED BUDGET	PROPOSED BUDGET	VARIANCE
<u>SUPPLIES & MATERIALS</u>							
040-520-5128	UTILITIES	420	420	245	420	420	0
TOTAL SUPPLIES & MATERIALS		420	420	245	420	420	0
<u>CONTRACTUAL SERVICES</u>							
040-520-5511	COMMUNICATIONS	371	400	282	400	400	0
040-520-5520	INSURANCE	348	357	372	372	372	0
040-520-5550	ELECTRICITY	361	360	212	360	360	0
TOTAL CONTRACTUAL SERVICES		1,081	1,117	866	1,132	1,132	0
<u>MISCELLANEOUS</u>							
040-520-5611	CONTRIBUTIONS-HERITAGE	8,000	8,000	8,000	8,000	8,000	0
TOTAL MISCELLANEOUS		8,000	8,000	8,000	8,000	8,000	0
TOTAL 520-POTTON HOUSE		9,501	9,537	9,111	9,552	9,552	0
		=====	=====	=====	=====	=====	=====

Dept. 530 – Auditorium

Motel Tax Fund

The Municipal Auditorium is available to the public for rent and is operated and maintained by the Parks Department.

ACHIEVEMENTS

- Completed sound system renovations.
- Installed new roof and stucco
- Repaired door due to weather damage

GOALS

- Installation of gaskets on door bases
- Re-set existing flag pole.

	Actual 2014-15	Revised 2015-16	Proposed 2016-17
51 – Supplies & Materials	\$ 759	\$ 1,800	\$ 1,800
53 – Maint. of Bldg/Structures	7,533	3,200	1,500
54 – Maintenance of Equipment	165	12,100	7,600
55 – Contractual Services	14,816	23,410	25,150
62 – Buildings & Structures	728,072	242,845	0
63 – Equipment	0	250,000	0
Total	\$751,345	\$533,355	\$36,050

Budget Highlights:

5311 – Maint. Of Buildings – (PB) Re-set existing flag pole (\$6,000)

110-HOTEL/ MOTEL TAX
040-ECONOMIC DEVELOPMENT
530-AUDITORIUM

ACCOUNT #	ACCOUNT NAME	PRIOR-YR ACTUAL	--CURRENT YEAR-- BUDGET	ACTUAL	REVISED BUDGET	PROPOSED BUDGET	VARIANCE
<u>SUPPLIES & MATERIALS</u>							
040-530-5117	MINOR APPARATUS	0	100	0	100	100	0
040-530-5118	JANITORIAL SUPPLIES	0	500	204	500	500	0
040-530-5128	UTILITIES	<u>759</u>	<u>1,200</u>	<u>535</u>	<u>1,200</u>	<u>1,200</u>	<u>0</u>
TOTAL SUPPLIES & MATERIALS		759	1,800	739	1,800	1,800	0
<u>MAINTENANCE OF LAND</u>							
<u>MAINTENANCE OF BUILDINGS/</u>							
040-530-5311	MAINTENANCE OF BUILDING	<u>7,533</u>	<u>1,500</u>	<u>3,277</u>	<u>3,200</u>	<u>1,500</u>	<u>(1,700)</u>
TOTAL MAINTENANCE OF BUILDINGS/		7,533	1,500	3,277	3,200	1,500	(1,700)
<u>MAINTENANCE OF EQUIPMENT</u>							
040-530-5413	MAINT. OF FIRE APPARATU	0	100	0	100	100	0
040-530-5422	MAINT OF HEATING & COOL	<u>165</u>	<u>7,500</u>	<u>4,695</u>	<u>12,000</u>	<u>7,500</u>	<u>(4,500)</u>
TOTAL MAINTENANCE OF EQUIPMENT		165	7,600	4,695	12,100	7,600	(4,500)
<u>CONTRACTUAL SERVICES</u>							
040-530-5511	COMMUNICATIONS	192	0	334	300	0	(300)
040-530-5520	INSURANCE	5,023	5,148	5,560	5,560	5,600	40
040-530-5521	SPECIAL SERVICES	127	10,000	5,922	7,000	9,000	2,000
040-530-5541	PERMITS, LICENSES, TESTI	410	550	0	550	550	0
040-530-5550	ELECTRICITY	<u>9,064</u>	<u>12,500</u>	<u>5,252</u>	<u>10,000</u>	<u>10,000</u>	<u>0</u>

110-HOTEL/ MOTEL TAX
 040-ECONOMIC DEVELOPMENT
 530-AUDITORIUM

ACCOUNT #	ACCOUNT NAME	PRIOR-YR ACTUAL	--CURRENT YEAR-- BUDGET	ACTUAL	REVISED BUDGET	PROPOSED BUDGET	VARIANCE
TOTAL CONTRACTUAL SERVICES		14,816	28,198	17,068	23,410	25,150	1,740
<u>MISCELLANEOUS</u>							
<u>BUILDING & STRUCTURES</u>							
040-530-6201	AUDITORIUM UPGRADE 2014	728,072	0	207,845	207,845	0	(207,845)
040-530-6202	AUDITORIUM ROOF	0	36,200	0	30,000	0	(30,000)
040-530-6226	MISCELLANEOUS STRUCTURE	0	6,000	0	5,000	0	(5,000)
TOTAL BUILDING & STRUCTURES		728,072	42,200	207,845	242,845	0	(242,845)
<u>EQUIPMENT</u>							
040-530-6313	SOUND SYSTEMS	0	250,000	201,646	250,000	0	(250,000)
TOTAL EQUIPMENT		0	250,000	201,646	250,000	0	(250,000)
TOTAL 530-AUDITORIUM		751,345	331,298	435,271	533,355	36,050	(497,305)
		=====	=====	=====	=====	=====	=====

Dept. 540 – Special Projects

Motel Tax Fund

This department accounts for costs associated with maintaining and improving the downtown square and the Heart of the City Park.

ACHIEVEMENTS

- Obtained a contractor to maintain restrooms.

GOALS

- Improve Heart of City sidewalks and to acquire additional seating.

	Actual 2014-15	Revised 2015-16	Proposed 2016-17
51 – Supplies & Materials	\$8,373	\$7,500	\$7,500
52 – Maint. of Land	1,700	13,000	13,000
53 – Maint. of Buildings /Structures	0	2,500	2,500
55 – Contractual Services	20,781	1,010	1,010
61 – Land	0	9,000	0
Total	\$30,854	\$33,010	\$24,010

Budget Highlights:

5210 – Land Maint. – (PB) Downtown Landscaping/Restroom Cleaning (\$23,000).

110-HOTEL/ MOTEL TAX
040-ECONOMIC DEVELOPMENT
540-SPECIAL PROJECTS

ACCOUNT #	ACCOUNT NAME	PRIOR-YR ACTUAL	--CURRENT YEAR-- BUDGET	ACTUAL	REVISED BUDGET	PROPOSED BUDGET	VARIANCE
<u>SUPPLIES & MATERIALS</u>							
040-540-5117	MINOR APPARATUS	838	0	0	0	0	0
040-540-5122	BOTANICAL & AGRICULTURA	0	1,000	0	500	500	0
040-540-5128	UTILITIES	<u>7,535</u>	<u>10,000</u>	<u>1,626</u>	<u>7,000</u>	<u>7,000</u>	<u>0</u>
040-540-5128	PERMANENT NOTES: Water Account #'s 04-1785-01 - 205 Scurry - Heart of the City Plaza 04-0124-01 - 114 W. 3rd - Heart of the City Plaza 04-0125-01 - 116 W. 3rd - Heart of the City Plaza 04-0895-00 - 308 Scurry - Heart of the City Plaza 04-0182-01 - 401 1/2 Scurry - Heart of the City Plaza 03-1405-01 - 311 Main - Tubb Pocket Park 03-1410-04 - 313 Main - Tubb Pocket Park						
TOTAL SUPPLIES & MATERIALS		8,373	11,000	1,626	7,500	7,500	0
<u>MAINTENANCE OF LAND</u>							
040-540-5210	LAND MAINTENANCE	<u>1,700</u>	<u>23,000</u>	<u>3,541</u>	<u>13,000</u>	<u>13,000</u>	<u>0</u>
TOTAL MAINTENANCE OF LAND		1,700	23,000	3,541	13,000	13,000	0
<u>MAINTENANCE OF BUILDINGS/</u>							
040-540-5326	MISCELLANEOUS MAINTENAN	<u>0</u>	<u>2,500</u>	<u>125</u>	<u>2,500</u>	<u>2,500</u>	<u>0</u>
040-540-5326	PERMANENT NOTES: Maintenance of Restrooms at Heart of the City Park						
TOTAL MAINTENANCE OF BUILDINGS/		0	2,500	125	2,500	2,500	0

110-HOTEL/ MOTEL TAX
 040-ECONOMIC DEVELOPMENT
 540-SPECIAL PROJECTS

ACCOUNT #	ACCOUNT NAME	PRIOR-YR ACTUAL	--CURRENT YEAR-- BUDGET	ACTUAL	REVISED BUDGET	PROPOSED BUDGET	VARIANCE
<u>CONTRACTUAL SERVICES</u>							
040-540-5520	INSURANCE	3	3	10	10	10	0
040-540-5521-05	CONSULTING FOR SPRING P	20,000	0	0	0	0	0
040-540-5550	ELECTRICITY	<u>778</u>	<u>1,000</u>	<u>248</u>	<u>1,000</u>	<u>1,000</u>	<u>0</u>
TOTAL CONTRACTUAL SERVICES		20,781	1,003	258	1,010	1,010	0
<u>MISCELLANEOUS</u>							
<u>LAND</u>							
040-540-6100	LAND PURCHASES	<u>0</u>	<u>5,000</u>	<u>5,000</u>	<u>9,000</u>	<u>0</u>	<u>(9,000)</u>
TOTAL LAND		0	5,000	5,000	9,000	0	(9,000)
<u>BUILDING & STRUCTURES</u>							
040-540-6215	SIDEWALKS AND STEPS	<u>0</u>	<u>7,500</u>	<u>0</u>	<u>0</u>	<u>0</u>	<u>0</u>
TOTAL BUILDING & STRUCTURES		<u>0</u>	<u>7,500</u>	<u>0</u>	<u>0</u>	<u>0</u>	<u>0</u>
TOTAL 540-SPECIAL PROJECTS		<u>30,854</u>	<u>50,003</u>	<u>10,549</u>	<u>33,010</u>	<u>24,010</u>	<u>(9,000)</u>

DEPARTMENTAL NOTES

Dept. 560 – Convention & Visitors Bureau Motel Tax Fund

The Convention and Visitors Bureau is funded through motel tax revenue. This department is responsible for actively marketing and promoting the Big Spring community as well as providing financial incentives to businesses and organizations that will bring conventions and tourism to the City.

ACHIEVEMENTS

- Implemented formula for event funding for CVB Committee.
- Hosted several Bankhead Highway events.

GOALS

- Design and .distribute a Big Spring Visitor’s Magazine.
- Acquire better advertising for Big Spring.
- Continue work on the new CVB website.

	Actual 2014-15	Revised 2015-16	Proposed 2016-17
50 – Personnel Services	\$263,372	\$261,395	\$272,929
51 – Supplies & Materials	44,217	48,600	42,300
53 – Maint. of Buildings /Structures	31,251	3,000	3,000
54 – Maint. of Equipment	0	350	350
55 – Contractual Services	333,178	323,140	280,000
56 – Miscellaneous	0	141	0
62 – Buildings & Structures	0	915,000	915,000
63 – Equipment	10,932	13,333	0
Total	\$680,950	\$1,564,959	\$1,513,579

Budget Highlights:

5117 – Minor Apparatus – (PB) Conference Room Tables & Chairs (5,000); Building Signage (\$5,000).
 5123 – Other Supplies – Handouts and brochures, increase mail outs to other cities and visitor centers.
 5311 – Building Maintenance – (PB) Building Storage (\$1,000).
 5521 – 01 – Funding Requests – Funding to other organizations sponsoring tourism events.
 6226-01 – Misc Structures-Historic Big Spring – (PB) Spring Restoration Project-Arch & Engineer (\$169,000) and Construction (\$1,689,892).
 6231 – Signs – (PB) Electronic Billboards (\$10,000).

110-HOTEL/ MOTEL TAX
040-ECONOMIC DEVELOPMENT
560-CVB

ACCOUNT #	ACCOUNT NAME	PRIOR-YR ACTUAL	--CURRENT YEAR-- BUDGET	ACTUAL	REVISED BUDGET	PROPOSED BUDGET	VARIANCE
<u>PERSONNEL SERVICES</u>							
040-560-5010	SALARIES	185,264	191,102	136,498	187,802	189,783	1,981
040-560-5015	AUTO ALLOWANCE	7,250	7,200	5,200	7,200	7,800	600
040-560-5021	TERMINATION PAY	0	0	1,451	1,500	0	(1,500)
040-560-5022	VACATION BUY BACK	1,408	1,450	0	50	1,450	1,400
040-560-5035	OVERTIME	5	0	12	15	0	(15)
040-560-5045	LONGEVITY	1,951	2,742	2,231	2,742	3,078	336
040-560-5050	RETIREMENT	32,875	33,067	23,190	32,267	34,662	2,395
040-560-5060	GROUP INSURANCE	16,510	18,060	12,445	16,960	18,779	1,819
040-560-5065	WORKERS' COMPENSATION	585	585	585	585	907	322
040-560-5070	RETIREMENT-DEFERRED COM	10,756	11,157	8,642	7,157	11,103	3,946
040-560-5075	LIFE & DISABILITY INSUR	3,739	1,881	1,174	1,881	1,761	(120)
040-560-5080	MEDICARE	2,854	2,936	2,160	2,936	2,922	(14)
040-560-5085	UNEMPLOYMENT TAXES	<u>174</u>	<u>360</u>	<u>639</u>	<u>300</u>	<u>684</u>	<u>384</u>
TOTAL PERSONNEL SERVICES		263,372	270,540	194,227	261,395	272,929	11,534
<u>SUPPLIES & MATERIALS</u>							
040-560-5110	OFFICE SUPPLIES	9,406	3,000	941	1,500	1,500	0
040-560-5112	FOOD SUPPLIES	674	1,200	228	500	500	0
040-560-5117	MINOR APPARATUS	1,639	11,000	674	8,000	2,000	(6,000)
040-560-5118	JANITORIAL SUPPLIES	676	1,000	360	800	500	(300)

110-HOTEL/ MOTEL TAX
040-ECONOMIC DEVELOPMENT
560-CVB

ACCOUNT #	ACCOUNT NAME	PRIOR-YR ACTUAL	--CURRENT YEAR-- BUDGET	ACTUAL	REVISED BUDGET	PROPOSED BUDGET	VARIANCE
040-560-5123	OTHER SUPPLIES	19,449	30,000	23,873	30,000	30,000	0
040-560-5124	POSTAGE	1,023	1,500	147	1,000	1,000	0
040-560-5126	MERCHANDISE FOR RESALE	9,561	7,500	2,255	5,000	5,000	0
040-560-5128	UTILITIES	<u>1,790</u>	<u>1,800</u>	<u>1,492</u>	<u>1,800</u>	<u>1,800</u>	<u>0</u>
TOTAL SUPPLIES & MATERIALS		44,217	57,000	29,970	48,600	42,300	(6,300)
<u>MAINTENANCE OF BUILDINGS/</u>							
040-560-5311	BUILDING MAINTENANCE	<u>31,251</u>	<u>2,000</u>	<u>2,800</u>	<u>3,000</u>	<u>3,000</u>	<u>0</u>
TOTAL MAINTENANCE OF BUILDINGS/		31,251	2,000	2,800	3,000	3,000	0
<u>MAINTENANCE OF EQUIPMENT</u>							
040-560-5411	MAINT.FURNITURE & FIXTU	<u>0</u>	<u>350</u>	<u>0</u>	<u>350</u>	<u>350</u>	<u>0</u>
TOTAL MAINTENANCE OF EQUIPMENT		0	350	0	350	350	0
<u>CONTRACTUAL SERVICES</u>							
040-560-5511	COMMUNICATIONS	4,611	6,000	3,378	5,500	5,500	0
040-560-5515	HIRE OF EQUIPMENT	1,901	2,000	876	2,000	2,000	0
040-560-5521	SPECIAL SERVICES	8,595	9,000	5,760	8,640	4,000	(4,640)
040-560-5521-01	FUNDING REQUESTS	210,216	200,000	165,691	190,000	150,000	(40,000)
040-560-5521-02	CVB EVENTS	15,565	20,000	7,466	16,000	15,000	(1,000)
040-560-5525	ADVERTISING	33,097	35,000	27,446	40,000	40,000	0
040-560-5530	TRAVEL EXPENSE	2,082	7,500	2,686	5,000	7,500	2,500
040-560-5535	VISTOR CENTER - RENT	36,000	36,000	27,000	36,000	36,000	0

110-HOTEL/ MOTEL TAX
040-ECONOMIC DEVELOPMENT
560-CVB

ACCOUNT #	ACCOUNT NAME	PRIOR-YR ACTUAL	--CURRENT YEAR-- BUDGET	ACTUAL	REVISED BUDGET	PROPOSED BUDGET	VARIANCE
040-560-5540	DUES & SUBSCRIPTIONS	12,094	15,000	8,905	13,000	13,000	0
040-560-5550	ELECTRICITY	4,371	4,000	2,239	4,000	4,000	0
040-560-5555	EDUCATION AND TRAINING	795	1,500	165	1,000	1,000	0
040-560-5560	HEATING FOR CVB	<u>1,850</u>	<u>2,000</u>	<u>1,253</u>	<u>2,000</u>	<u>2,000</u>	<u>0</u>
TOTAL CONTRACTUAL SERVICES		331,178	338,000	252,865	323,140	280,000	(43,140)
<u>MISCELLANEOUS</u>							
040-560-5635	TAX - PROPERTY, ETC.	<u>0</u>	<u>0</u>	<u>141</u>	<u>141</u>	<u>0</u>	<u>(141)</u>
TOTAL MISCELLANEOUS		0	0	141	141	0	(141)
<u>BUILDING & STRUCTURES</u>							
040-560-6226-01	MISC STRUCT- HISTORIC B	0	1,030,000	119,805	915,000	915,000	0
040-560-6231	SIGNS	<u>0</u>	<u>10,000</u>	<u>0</u>	<u>0</u>	<u>0</u>	<u>0</u>
040-560-6226-01	CURRENT YEAR NOTES:						
	FY2015-16	\$169,000 Arch & Engineering - Historic Big Spr					
		\$1,689,892 Construction - Historic Big Spring					
		\$400,000.00 moved to fy 2016-2017					
TOTAL BUILDING & STRUCTURES		0	1,040,000	119,805	915,000	915,000	0
<u>EQUIPMENT</u>							
040-560-6310	FURNITURES, FIXTURES, F	0	33,333	7,513	13,333	0	(13,333)
040-560-6311	MACHINERY & EQUIPMENT	<u>10,932</u>	<u>0</u>	<u>0</u>	<u>0</u>	<u>0</u>	<u>0</u>
TOTAL EQUIPMENT		<u>10,932</u>	<u>33,333</u>	<u>7,513</u>	<u>13,333</u>	<u>0</u>	<u>(13,333)</u>

CITY OF BIG SPRING
 BUDGET PRESENTATION
 AS OF: JUNE 30TH, 2016

110-HOTEL/ MOTEL TAX
 040-ECONOMIC DEVELOPMENT
 560-CVB

ACCOUNT #	ACCOUNT NAME	PRIOR-YR ACTUAL	--CURRENT YEAR-- BUDGET	ACTUAL	REVISED BUDGET	PROPOSED BUDGET	VARIANCE
<hr/>							
TOTAL	560-CVB	680,950	1,741,223	607,321	1,564,959	1,513,579	(51,380)
		=====	=====	=====	=====	=====	=====
DEPARTMENTAL NOTES							
TOTAL	040-ECONOMIC DEVELOPMENT	2,159,872	2,705,978	1,441,041	2,673,497	2,009,569	(663,928)
		=====	=====	=====	=====	=====	=====

Debt Service

Motel Tax Fund

Debt Service is a Non-Departmental activity that accounts for lease-purchase payments and payments to the Capital Revolving Fund for equipment purchased with this funding.

	Actual 2014-15	Revised 2015-16	Proposed 2016-17
Total Debt Service	\$5,888	\$5,888	\$5,888

Transfers from Other Funds

	Actual 2014-15	Revised 2015-16	Proposed 2016-17
Transfers from Other Funds	\$0	0	475,000

110-HOTEL/ MOTEL TAX
 070-DEBT SERVICE
 000-NON-DEPARTMENTAL

ACCOUNT #	ACCOUNT NAME	PRIOR-YR ACTUAL	--CURRENT YEAR-- BUDGET	ACTUAL	REVISED BUDGET	PROPOSED BUDGET	VARIANCE
<u>DEBT SERVICE</u>							
070-000-5701-01	DEBT SVC-05-06 SIEMENS	5,888	5,888	5,888	5,888	5,888	0
TOTAL DEBT SERVICE		5,888	5,888	5,888	5,888	5,888	0
TOTAL 000-NON-DEPARTMENTAL		5,888	5,888	5,888	5,888	5,888	0
TOTAL 070-DEBT SERVICE		5,888	5,888	5,888	5,888	5,888	0
*** TOTAL BUDGETED EXPENSES ***		2,165,761	2,711,866	1,446,930	2,679,385	2,015,457	(663,928)

*** END OF REPORT ***

COLLEGE EDUCATION FUND - FUND 130
SUMMARY OF RECEIPTS AND EXPENDITURES
2016-17

	ACTUAL 2014-15	ESTIMATED 2015-16	PROPOSED 2016-17
Beginning Fund Balance	\$41,433	\$47,035	\$35,100
Revenues			
General Sales	19,328	8,000	8,000
Interest Income	55	65	65
Total Revenues	19,383	8,065	8,065
Total Funds Available	60,816	55,100	43,165
O & M Expenditures	13,781	20,000	20,000
Total Expenditures	13,781	20,000	20,000
Transfers-Out			
General Fund	0	0	0
Total Budgeted Expenditures	13,781	20,000	20,000
Increase (Decrease) in Fund Balance	5,602	(11,935)	(11,935)
Ending Fund Balance	\$47,035	\$35,100	\$23,165

130-COLLEGE EDUC FOR EMPLOYEE

ACCOUNT #	ACCOUNT NAME	PRIOR-YR ACTUAL	---CURRENT YEAR--- BUDGET	ACTUAL	REVISED BUDGET	PROPOSED BUDGET	VARIANCE
<u>43-GENERAL SALES/OTHER SERVICE</u>							
4380	SALE OF SCRAP METAL	19,328	22,000	6,597	8,000	8,000	0
TOTAL 43-GENERAL SALES/OTHER SERVICE		19,328	22,000	6,597	8,000	8,000	0
<u>46-INTEREST INCOME</u>							
4602	INTEREST INCOME	55	40	42	65	65	0
TOTAL 46-INTEREST INCOME		55	40	42	65	65	0
*** DEPARTMENT TOTAL ***		19,383	22,040	6,638	8,065	8,065	0
*** TOTAL BUDGETED REVENUES ***		19,383	22,040	6,638	8,065	8,065	0

*** END OF REPORT ***

CITY OF BIG SPRING
 BUDGET PRESENTATION
 AS OF: JUNE 30TH, 2016

130-COLLEGE EDUC FOR EMPLOYEE
 001-ADMINISTRATION
 000-NON-DEPARTMENTAL

ACCOUNT #	ACCOUNT NAME	PRIOR-YR ACTUAL	--CURRENT YEAR-- BUDGET	ACTUAL	REVISED BUDGET	PROPOSED BUDGET	VARIANCE
<u>CONTRACTUAL SERVICES</u>							
001-000-5556	COLLEGE TUITION FEES	<u>13,781</u>	<u>20,000</u>	<u>13,578</u>	<u>20,000</u>	<u>20,000</u>	<u>0</u>
TOTAL CONTRACTUAL SERVICES		<u>13,781</u>	<u>20,000</u>	<u>13,578</u>	<u>20,000</u>	<u>20,000</u>	<u>0</u>
TOTAL 000-NON-DEPARTMENTAL		<u>13,781</u>	<u>20,000</u>	<u>13,578</u>	<u>20,000</u>	<u>20,000</u>	<u>0</u>
TOTAL 001-ADMINISTRATION		<u>13,781</u>	<u>20,000</u>	<u>13,578</u>	<u>20,000</u>	<u>20,000</u>	<u>0</u>
*** TOTAL BUDGETED EXPENSES ***		<u>13,781</u>	<u>20,000</u>	<u>13,578</u>	<u>20,000</u>	<u>20,000</u>	<u>0</u>

*** END OF REPORT ***

MUNICIPAL COURT SECURITY FUND - FUND 140
SUMMARY OF RECEIPTS AND EXPENDITURES
2016-17

	ACTUAL 2014-15	ESTIMATED 2015-16	PROPOSED 2016-17
Beginning Fund Balance	\$3,915	\$11,148	\$4,749
<u>Receipts</u>			
Court Security Fees	6,881	7,500	7,500
Miscellaneous	6	15	15
Total Receipts	6,888	7,515	7,515
Total Funds Available	10,803	18,663	12,264
<u>Expenditures</u>			
Personnel Services	0	5,520	5,962
Miscellaneous	(345)	400	1,456
Security System	0	7,994	0
Total Expenditures	(345)	13,914	7,418
Increase (Decrease) in Fund Balance	7,233	(6,399)	97
Ending Fund Balance	\$11,148	\$4,749	\$4,846

140-MUNICIPAL COURT SECURITY

ACCOUNT #	ACCOUNT NAME	PRIOR-YR ACTUAL	---CURRENT YEAR--- BUDGET	ACTUAL	REVISED BUDGET	PROPOSED BUDGET	VARIANCE
<u>44-FINES & FEES</u>							
4415	MUNICIPAL COURT SECURITY FEES	6,881	7,000	6,664	7,500	7,500	0
TOTAL 44-FINES & FEES		6,881	7,000	6,664	7,500	7,500	0
4415	MUNICIPAL COURT SECURITY FEES	PERMANENT NOTES: Includes \$3.00/misdemeanor conviction deposited into this fund.					
<u>46-INTEREST INCOME</u>							
4602	INTEREST INCOME	6	4	8	15	15	0
TOTAL 46-INTEREST INCOME		6	4	8	15	15	0
*** DEPARTMENT TOTAL ***		6,888	7,004	6,672	7,515	7,515	0
*** TOTAL BUDGETED REVENUES ***		6,888	7,004	6,672	7,515	7,515	0

*** END OF REPORT ***

140-MUNICIPAL COURT SECURITY
013-CITY JUDGE
220-MUNICIPAL COURT

ACCOUNT #	ACCOUNT NAME	PRIOR-YR ACTUAL	--CURRENT YEAR-- BUDGET	ACTUAL	REVISED BUDGET	PROPOSED BUDGET	VARIANCE
<u>PERSONNEL SERVICES</u>							
013-220-5060	GROUP INSURANCE	0	5,520	4,140	5,520	5,962	442
TOTAL PERSONNEL SERVICES		0	5,520	4,140	5,520	5,962	442
<u>SUPPLIES & MATERIALS</u>							
013-220-5110	OFFICE SUPPLIES	0	4,446	3,997	3,997	0	(3,997)
013-220-5117	MINOR APPARATUS	0	0	0	3,997	0	(3,997)
TOTAL SUPPLIES & MATERIALS		0	4,446	3,997	7,994	0	(7,994)
<u>CONTRACTUAL SERVICES</u>							
013-220-5511	COMMUNICATION	0	0	0	0	1,056	1,056
013-220-5511	NEXT YEAR NOTES: FY 2016-17 Cell Phone and Hot Spot for Warrant Officer						
TOTAL CONTRACTUAL SERVICES		0	0	0	0	1,056	1,056
<u>MISCELLANEOUS</u>							
013-220-5643	BAD DEBT EXPENSE	(345)	400	0	400	400	0
TOTAL MISCELLANEOUS		(345)	400	0	400	400	0

140-MUNICIPAL COURT SECURITY
 013-CITY JUDGE
 220-MUNICIPAL COURT

ACCOUNT #	ACCOUNT NAME	PRIOR-YR ACTUAL	--CURRENT YEAR-- BUDGET	ACTUAL	REVISED BUDGET	PROPOSED BUDGET	VARIANCE
<u>EQUIPMENT</u>							
013-220-6311	SECURITY SYSTEM	0	0	4,555	0	0	0
TOTAL EQUIPMENT		0	0	4,555	0	0	0
TOTAL 220-MUNICIPAL COURT		(345)	10,366	12,692	13,914	7,418	(6,496)
=====							
DEPARTMENTAL NOTES							
TOTAL 013-CITY JUDGE		(345)	10,366	12,692	13,914	7,418	(6,496)
=====							
*** TOTAL BUDGETED EXPENSES ***		(345)	10,366	12,692	13,914	7,418	(6,496)
=====							

*** END OF REPORT ***

SENIOR CENTER FUND - FUND 160
SUMMARY OF RECEIPTS AND EXPENDITURES
2016-17

	ACTUAL 2014-15	ESTIMATED 2015-16	PROPOSED 2016-17
Beginning Fund Balance	\$159,742	\$195,112	\$28,297
<u>Receipts</u>			
Senior Grant Programs	127,863	111,500	111,500
Howard County	0	0	0
Program Income	20,015	20,040	20,040
Miscellaneous	22,253	21,210	920
Total Receipts	170,131	152,750	132,460
<u>Transfers-In</u>			
General Fund	265,000	100,000	262,000
Total Current Receipts	435,131	252,750	394,460
Total Funds Available	594,873	447,862	422,757
<u>Expenditures</u>			
Personnel Services	229,163	255,371	271,563
Supplies and Materials	117,646	118,300	117,850
Maintenance of Structures	14,966	20,000	3,000
Maintenance of Equipment	4,727	9,415	10,500
Contractual Services	33,035	16,479	17,329
Miscellaneous Charges	224	0	0
Total Budgeted Expenditures	399,761	419,565	420,242
Increase (Decrease) in Fund Balance	35,370	(166,815)	(25,782)
Ending Fund Balance	\$195,112	\$28,297	\$2,515

160-SENIOR CENTER

ACCOUNT #	ACCOUNT NAME	PRIOR-YR ACTUAL	---CURRENT YEAR--- BUDGET	ACTUAL	REVISED BUDGET	PROPOSED BUDGET	VARIANCE
<u>42-GRANTS & OTHER AGENCIES</u>							
4201	AREA AGENCY ON AGING	53,688	54,000	40,262	54,000	54,000	0
4202	DEPT OF AGING & DISABILITY SVC	57,504	57,500	40,842	57,500	57,500	0
4240	Federal Grant - RSVP	<u>16,671</u>	<u>0</u>	<u>0</u>	<u>0</u>	<u>0</u>	0
TOTAL 42-GRANTS & OTHER AGENCIES		127,863	111,500	81,104	111,500	111,500	0
<u>43-GENERAL SALES/OTHER SERVICE</u>							
4310	PROGRAM INCOME	20,278	20,500	14,084	17,000	17,000	0
4315	UNDER 60 MEALS	156	80	18	40	40	0
4320	DANCE AND BINGO FEES	<u>(418)</u>	<u>80</u>	<u>2,725</u>	<u>3,000</u>	<u>3,000</u>	0
TOTAL 43-GENERAL SALES/OTHER SERVICE		20,015	20,660	16,827	20,040	20,040	0
<u>46-INTEREST INCOME</u>							
4602	INTEREST INCOME	<u>320</u>	<u>140</u>	<u>134</u>	<u>270</u>	<u>270</u>	0
TOTAL 46-INTEREST INCOME		320	140	134	270	270	0
<u>47-PROPERTY</u>							
4701	BUILDING RENTAL	<u>10</u>	<u>0</u>	<u>0</u>	<u>0</u>	<u>0</u>	0
TOTAL 47-PROPERTY		10	0	0	0	0	0
<u>48-TRANSFER FROM OTHER FUNDS</u>							
4810	TRANS FROM GENERAL FUND	<u>265,000</u>	<u>100,000</u>	<u>75,000</u>	<u>100,000</u>	<u>262,000</u>	(162,000)
TOTAL 48-TRANSFER FROM OTHER FUNDS		265,000	100,000	75,000	100,000	262,000	(162,000)

160-SENIOR CENTER

ACCOUNT #	ACCOUNT NAME	PRIOR-YR ACTUAL	---CURRENT YEAR--- BUDGET	ACTUAL	REVISED BUDGET	PROPOSED BUDGET	VARIANCE
<u>49-MISCELLANEOUS</u>							
4900	CASH OVER/SHORT	2	0	4	0	0	0
4903	INSURANCE RECOVERY	0	0	0	20,290	0	20,290
4905	OTHER INCOME	2,625	0	0	0	0	0
4906	RETURNED CHECK FEES	50	25	0	0	0	0
4925	CONTRIBUTIONS	<u>19,246</u>	<u>200</u>	<u>600</u>	<u>650</u>	<u>650</u>	0
TOTAL 49-MISCELLANEOUS		<u>21,923</u>	<u>225</u>	<u>604</u>	<u>20,940</u>	<u>650</u>	20,290
*** DEPARTMENT TOTAL ***		<u>435,131</u>	<u>232,525</u>	<u>173,669</u>	<u>252,750</u>	<u>394,460</u>	(141,710)
*** TOTAL BUDGETED REVENUES ***		<u>435,131</u>	<u>232,525</u>	<u>173,669</u>	<u>252,750</u>	<u>394,460</u>	(141,710)

*** END OF REPORT ***

Dept. 910 – Senior Center

Senior Center Fund

The City took over operations of the Senior Center from Howard County effective April 1, 2008. The Senior Center provides quality programs to seniors, including hot meals served on the premises, weekly dances, bingo and home-delivered meals.

ACHIEVEMENTS

- Serving 135 people daily (100 home delivered meals and 35 congregate meals)
- Continued programs – Monthly Health Focus, Caregivers Support Group, Bingo, Friday Night Dances and Ceramic Classes.
- Made a successful transition into the new facility.
- Seniors and staff are happy with the move.

GOALS

- Continue to increase attendance and to have more activities.

	Actual 2014-15	Revised 2015-16	Proposed 2016-17
50 – Personnel Services	\$229,163	\$255,371	\$271,563
51 – Supplies and Materials	117,646	118,300	117,850
53 – Maintenance of Bldg./Structures	14,966	20,000	3,000
54 – Maintenance of Equipment	4,727	9,415	10,500
55 – Contractual Services	33,035	16,479	17,329
56 – Miscellaneous	224	0	0
Total	\$399,761	\$419,565	\$420,242

Budget Highlights:

5112 – Raw Foods – Food products for congregate and home delivered meals.
5123 – 01 – Other Supplies – Packaging material for home delivered meals.
5117 – -Minor Apparatus – (PB) Food Warmer (\$2,000) and a Freezer (\$3,000).

160-SENIOR CENTER
050-SOCIAL SERVICES
910-SENIOR CENTER

ACCOUNT #	ACCOUNT NAME	PRIOR-YR ACTUAL	--CURRENT YEAR-- BUDGET	ACTUAL	REVISED BUDGET	PROPOSED BUDGET	VARIANCE
<u>PERSONNEL SERVICES</u>							
050-910-5010	SALARIES	157,253	184,936	131,202	184,936	184,962	26
050-910-5021	TERMINATION PAY	434	0	0	0	0	0
050-910-5035	OVERTIME	1,093	0	994	0	0	0
050-910-5045	LONGEVITY	1,558	2,205	1,758	2,205	2,736	531
050-910-5050	RETIREMENT	26,951	30,560	21,249	30,560	32,190	1,630
050-910-5060	GROUP INSURANCE	22,222	17,021	21,447	17,021	29,400	12,379
050-910-5065	WORKERS' COMPENSATION	5,395	5,395	5,395	5,395	6,388	993
050-910-5070	RETIREMENT-DEFERRED COM	8,813	10,311	7,924	10,311	10,342	31
050-910-5075	LIFE & DISABILITY INSUR	2,890	1,509	970	1,509	1,455	(54)
050-910-5080	MEDICARE	2,330	2,714	1,991	2,714	2,722	8
050-910-5085	UNEMPLOYMENT TAXES	<u>222</u>	<u>720</u>	<u>802</u>	<u>720</u>	<u>1,368</u>	<u>648</u>
TOTAL PERSONNEL SERVICES		229,163	255,371	193,731	255,371	271,563	16,192
<u>SUPPLIES & MATERIALS</u>							
050-910-5110	OFFICE SUPPLIES	756	1,000	932	1,200	800	(400)
050-910-5112	RAW FOODS	91,049	100,000	65,418	95,000	95,000	0
050-910-5112-01	FOOD SUPPLIES	630	1,000	74	200	200	0
050-910-5114	WEARING APPAREL	0	0	44	0	0	0
050-910-5116	GASOLINE, OIL & GREASE	1,905	1,545	885	1,400	1,500	100
050-910-5117	MINOR APPARATUS	1,200	5,500	343	1,500	1,500	0

160-SENIOR CENTER
050-SOCIAL SERVICES
910-SENIOR CENTER

ACCOUNT #	ACCOUNT NAME	PRIOR-YR ACTUAL	--CURRENT YEAR-- BUDGET	ACTUAL	REVISED BUDGET	PROPOSED BUDGET	VARIANCE
050-910-5118	JANITORIAL SUPPLIES	4,728	4,000	2,695	3,500	3,500	0
050-910-5123	OTHER SUPPLIES	2,629	3,200	3,079	3,200	3,200	0
050-910-5123-01	OTHER SUPPLIES-HOME DEL	9,730	8,000	6,678	8,000	8,000	0
050-910-5124	POSTAGE	127	200	67	100	150	50
050-910-5128	UTILITIES	<u>4,892</u>	<u>0</u>	<u>4,005</u>	<u>4,200</u>	<u>4,000</u>	<u>(200)</u>
050-910-5128	PERMANENT NOTES: Water account #21-0010-02		Split 1/2 with DRCC				
TOTAL SUPPLIES & MATERIALS		117,646	124,445	84,220	118,300	117,850	(450)
<u>MAINTENANCE OF BUILDINGS/</u>							
050-910-5311	BUILDINGS	<u>14,966</u>	<u>1,000</u>	<u>19,318</u>	<u>20,000</u>	<u>3,000</u>	<u>(17,000)</u>
TOTAL MAINTENANCE OF BUILDINGS/		14,966	1,000	19,318	20,000	3,000	(17,000)
<u>MAINTENANCE OF EQUIPMENT</u>							
050-910-5411	MAINT. FURNITURE & FIX	0	0	1,834	3,000	3,000	0
050-910-5412	VEHICLE MAINTENANCE	2,740	4,080	4,353	4,415	4,000	(415)
050-910-5413	MAINT. OF FIRE APPARATU	255	1,000	172	1,000	1,500	500
050-910-5422	MAINT. OF HEATING AND C	1,732	0	0	1,000	2,000	1,000
050-910-5425	MAINT. MACHINERY, TOOLS,	<u>0</u>	<u>500</u>	<u>(3)</u>	<u>0</u>	<u>0</u>	<u>0</u>
TOTAL MAINTENANCE OF EQUIPMENT		4,727	5,580	6,356	9,415	10,500	1,085

160-SENIOR CENTER
 050-SOCIAL SERVICES
 910-SENIOR CENTER

ACCOUNT #	ACCOUNT NAME	PRIOR-YR ACTUAL	--CURRENT YEAR-- BUDGET	ACTUAL	REVISED BUDGET	PROPOSED BUDGET	VARIANCE
<u>CONTRACTUAL SERVICES</u>							
050-910-5511	COMMUNICATIONS	2,256	2,000	1,749	2,000	2,000	0
050-910-5515	HIRE OF EQUIPMENT	1,622	870	837	870	870	0
050-910-5520	INSURANCE	3,161	3,240	3,352	3,352	3,352	0
050-910-5521	PROFESSIONAL SERVICES	2,146	3,000	1,545	150	0	(150)
050-910-5521-17	BANK CHARGES	0	57	0	57	57	0
050-910-5530	TRAVEL EXPENSE	90	100	0	50	50	0
050-910-5550	ELECTRICITY	14,701	0	4,797	5,500	8,000	2,500
050-910-5560	GAS FOR HEATING	<u>9,059</u>	<u>0</u>	<u>3,090</u>	<u>4,500</u>	<u>3,000</u>	<u>(1,500)</u>
TOTAL CONTRACTUAL SERVICES		33,035	9,267	15,369	16,479	17,329	850
<u>MISCELLANEOUS</u>							
050-910-5645	LATE PAY FEES & PENALTY	<u>224</u>	<u>0</u>	<u>111</u>	<u>0</u>	<u>0</u>	<u>0</u>
TOTAL MISCELLANEOUS		224	0	111	0	0	0
<u>BUILDING & STRUCTURES</u>							
<u>EQUIPMENT</u>							
TOTAL 910-SENIOR CENTER		<u>399,761</u>	<u>395,663</u>	<u>319,105</u>	<u>419,565</u>	<u>420,242</u>	<u>677</u>
		=====	=====	=====	=====	=====	=====

BUDGET PRESENTATION
AS OF: JUNE 30TH, 2016

160-SENIOR CENTER
050-SOCIAL SERVICES
910-SENIOR CENTER

ACCOUNT #	ACCOUNT NAME	PRIOR-YR ACTUAL	--CURRENT YEAR-- BUDGET	ACTUAL	REVISED BUDGET	PROPOSED BUDGET	VARIANCE
-----------	--------------	--------------------	----------------------------	--------	-------------------	--------------------	----------

DEPARTMENTAL NOTES

TOTAL 050-SOCIAL SERVICES		399,761	395,663	319,105	419,565	420,242	677
		=====	=====	=====	=====	=====	=====
*** TOTAL BUDGETED EXPENSES ***		399,761	395,663	319,105	419,565	420,242	677
		=====	=====	=====	=====	=====	=====

*** END OF REPORT ***

PUBLIC EDUCATION GRANT - PEG FUND 170
SUMMARY OF RECEIPTS AND EXPENDITURES
2016-17

	ACTUAL 2014-15	ESTIMATED 2015-16	PROPOSED 2016-17
Beginning Fund Balance	\$73,131	\$127,904	\$85,197
<u>Receipts</u>			
Cable Franchise-PEG Fees	54,649	51,000	52,000
Miscellaneous	124	200	200
Total Receipts	54,773	51,200	52,200
Total Funds Available	127,904	179,104	137,397
<u>Expenditures</u>			
Office Supplies		2,787	2,500
Equipment		91,120	5,045
Total Expenditures	0	93,907	7,545
Increase (Decrease) in Fund Balance	54,773	(42,707)	44,655
Ending Fund Balance	\$127,904	\$85,197	\$129,852

CITY OF BIG SPRING
 REVENUE BUDGET PROPOSAL
 AS OF: JUNE 30TH, 2016

170-PEG FUND

ACCOUNT #	ACCOUNT NAME	PRIOR-YR ACTUAL	---CURRENT YEAR--- BUDGET	ACTUAL	REVISED BUDGET	PROPOSED BUDGET	VARIANCE
<u>40-FEES</u>							
4054	CABLE FRANCHISE-PEG FEES	54,649	52,000	25,919	51,000	52,000	(1,000)
TOTAL 40-FEES		54,649	52,000	25,919	51,000	52,000	(1,000)
<u>46-INTEREST INCOME</u>							
4602	INTEREST INCOME	123	80	109	200	200	0
TOTAL 46-INTEREST INCOME		123	80	109	200	200	0
*** DEPARTMENT TOTAL ***		54,773	52,080	26,028	51,200	52,200	(1,000)
*** TOTAL BUDGETED REVENUES ***		54,773	52,080	26,028	51,200	52,200	(1,000)

*** END OF REPORT ***

170-PEG FUND
 002-FINANCE
 140-INFORMATION TECHNOLOG

ACCOUNT #	ACCOUNT NAME	PRIOR-YR ACTUAL	--CURRENT YEAR-- BUDGET	ACTUAL	REVISED BUDGET	PROPOSED BUDGET	VARIANCE
<u>SUPPLIES & MATERIALS</u>							
002-140-5110	OFFICE SUPPLIES	0	2,787	0	2,787	2,500	(287)
TOTAL SUPPLIES & MATERIALS		0	2,787	0	2,787	2,500	(287)
<u>EQUIPMENT</u>							
002-140-6310-01	PEG Equipment	0	71,120	78,220	91,120	5,045	(86,075)
002-140-6310-01	NEXT YEAR NOTES: FY 2016-17 \$5,045 Camera and Tripod						
TOTAL EQUIPMENT		0	71,120	78,220	91,120	5,045	(86,075)
TOTAL 140-INFORMATION TECHNOLOG		0	73,907	78,220	93,907	7,545	(86,362)
=====							
DEPARTMENTAL NOTES							
TOTAL 002-FINANCE		0	73,907	78,220	93,907	7,545	(86,362)
=====							
*** TOTAL BUDGETED EXPENSES ***		0	73,907	78,220	93,907	7,545	(86,362)
=====							

*** END OF REPORT ***

POLICE STATE SEIZURE FUND
SUMMARY OF RECEIPTS AND EXPENDITURES
2016-17

	ACTUAL 2014-15	ESTIMATED 2015-16	PROPOSED 2016-17
Beginning Fund Balance	\$0	\$0	\$25,500
<u>Receipts</u>			
Seizure - State	0	9,500	8,000
Sale of Seized Assets	0	16,000	10,000
Miscellaneous	0	0	0
Total Receipts	0	25,500	18,000
Total Funds Available	0	25,500	43,500
<u>Expenditures</u>			
Office Supplies	0	0	0
Equipment	0	0	0
Total Expenditures	0	0	0
Increase (Decrease) in Fund Balance	0	25,500	18,000
Ending Fund Balance	\$0	\$25,500	\$43,500

Dept. 182 – Police

State Seizure Fund

The State Seizure Fund is established by Chapter 59 of the Texas Code of Criminal Procedure. It is designed to encourage local law enforcement agencies to actively pursue apprehending criminals and seizing the assets used in their criminal activities. This encouragement is accomplished by allowing the local law enforcement agencies to keep some of the seized assets, and spend them outside of their normal operating budgets on eligible expenditures identified in Chapter 59.

The expenditures of the State Seizure fund are not allowed to be budgeted per Chapter 59.

	Actual 2014-15
50 – Personnel Services	\$0
51 – Supplies and Materials	0
53 – Maint. of Bldg./Structures	0
54 – Maintenance of Equipment	0
55 – Contractual Services	0
56 – Miscellaneous	0
63 – Equipment	0
64 – Vehicles	0
Total	\$0

Budget Highlights:

NARCOTICS TASK FORCE - FUND 615
SUMMARY OF RECEIPTS AND EXPENDITURES
2016-17

	ACTUAL 2014-15	ESTIMATED 2015-16	PROPOSED 2016-17
Beginning Fund Balance	\$144,131	\$96,811	\$0
<u>Revenues</u>			
Current Taxes	351,037	0	0
Delinquent Taxes	7,416	0	0
Penalty and Interest	4,475	0	0
Seizures	38,244	0	0
Interest	287	0	0
Total Revenues	401,459	0	0
Total Funds Available	545,590	96,811	0
<u>Expenditures</u>			
Personnel Services	336,560	0	0
Supplies and Materials	20,020	0	0
Maintenance of Equipment	17,255	0	0
Contractual Services	42,162	0	0
Debt Service	2,179	0	0
Capital Outlay	30,603	0	0
Transfer Fund Balance to General Fund		96,811	
Total Expenditures	448,779	96,811	0
Increase (Decrease) in Fund Balance	(47,320)	(96,811)	0
Ending Fund Balance	\$96,811	\$0	\$0

615-NARCOTICS TASK FORCE

ACCOUNT #	ACCOUNT NAME	PRIOR-YR ACTUAL	---CURRENT YEAR--- BUDGET	ACTUAL	REVISED BUDGET	PROPOSED BUDGET	VARIANCE
<u>40-FEES</u>							
4010	CURRENT TAX COLL.	351,037	265,000	0	0	0	0
4011	PENALTY & INTEREST-CURRENT	2,351	1,000	0	0	0	0
4012	DELINQUENT TAXES	7,416	8,000	0	0	0	0
4013	PENALTY & INTEREST-DEL	<u>2,124</u>	<u>1,700</u>	<u>0</u>	<u>0</u>	<u>0</u>	0
TOTAL 40-FEES		362,928	275,700	0	0	0	0
<u>42-GRANTS & OTHER AGENCIES</u>							
4224-01	SEIZURES - U.S. DEPT JUSTICE	30,603	150,000	0	0	0	0
4224-02	SEIZURES - U.S. DEPT TREASURY	5,183	6,000	0	0	0	0
4224-03	SEIZURES - STATE AGENCIES	<u>2,459</u>	<u>2,500</u>	<u>0</u>	<u>0</u>	<u>0</u>	0
TOTAL 42-GRANTS & OTHER AGENCIES		38,244	158,500	0	0	0	0
<u>46-INTEREST INCOME</u>							
4602	INTEREST INCOME	<u>287</u>	<u>300</u>	<u>0</u>	<u>0</u>	<u>0</u>	0
TOTAL 46-INTEREST INCOME		287	300	0	0	0	0
<u>49-MISCELLANEOUS</u>							
*** DEPARTMENT TOTAL ***		<u>401,459</u>	<u>434,500</u>	<u>0</u>	<u>0</u>	<u>0</u>	0
*** TOTAL BUDGETED REVENUES ***		<u>401,459</u>	<u>434,500</u>	<u>0</u>	<u>0</u>	<u>0</u>	0

*** END OF REPORT ***

615-NARCOTICS TASK FORCE
011-POLICE
201-NARCOTICS TASK FORCE

ACCOUNT #	ACCOUNT NAME	PRIOR-YR ACTUAL	--CURRENT YEAR-- BUDGET	ACTUAL	REVISED BUDGET	PROPOSED BUDGET	VARIANCE
<u>PERSONNEL SERVICES</u>							
011-201-5010	SALARIES	228,353	287,202	0	0	0	0
011-201-5022	VACATION BUY BACK	4,054	4,910	0	0	0	0
011-201-5035	OVERTIME	2,284	0	0	0	0	0
011-201-5045	LONGEVITY	3,461	2,525	0	0	0	0
011-201-5050	RETIREMENT	40,656	48,751	0	0	0	0
011-201-5055	STANDBY PAY	4,811	3,900	0	0	0	0
011-201-5060	GROUP INSURANCE	22,738	28,061	0	0	0	0
011-201-5065	WORKERS' COMPENSATION	8,382	8,382	0	0	0	0
011-201-5070	RETIREMENT-DEFERRED COM	13,421	16,449	0	0	0	0
011-201-5075	LIFE & DISABILITY INSUR	4,678	2,929	0	0	0	0
011-201-5080	MEDICARE	3,688	4,329	0	0	0	0
011-201-5085	UNEMPLOYMENT TAXES	36	450	0	0	0	0

011-201-5035

CURRENT YEAR NOTES:

Budgeted zero for Overtime in Narcotics. Have spent \$630.00 to date on National Drug Take Back Initiative with the Drug Enforcement Administration. This has always been the only overtime allowed for Narcotics without exigent circumstances. Request \$1,000 to cover the overage.

011-201-5055

CURRENT YEAR NOTES:

Sgt. S. Henry moved to dept 200 from dept 201. Therefore no SWAT members are left in dept 201. Have spent \$375 of the allotted \$3,900 standby pay in dept 201 therefore giving back the remaining \$3525

615-NARCOTICS TASK FORCE
011-POLICE
201-NARCOTICS TASK FORCE

ACCOUNT #	ACCOUNT NAME	PRIOR-YR ACTUAL	--CURRENT YEAR-- BUDGET	ACTUAL	REVISED BUDGET	PROPOSED BUDGET	VARIANCE
TOTAL PERSONNEL SERVICES		336,562	407,888	0	0	0	0
<u>SUPPLIES & MATERIALS</u>							
011-201-5110	OFFICE SUPPLIES	4,216	4,000	0	0	0	0
011-201-5114	WEARING APPAREL	4,828	6,000	0	0	0	0
011-201-5116	GASOLINE, OIL & GREASE	7,867	14,000	0	0	0	0
011-201-5117	MINOR APPARATUS	3,108	5,000	0	0	0	0
011-201-5117	PERMANENT NOTES: Drug testing kits, tasers, camera equipment, etc.						
TOTAL SUPPLIES & MATERIALS		20,020	29,000	0	0	0	0
<u>MAINTENANCE OF EQUIPMENT</u>							
011-201-5412	VEHICLE MAINTENANCE	17,218	1,000	0	0	0	0
011-201-5415	MAINTENANCE OF RADIOS	37	200	0	0	0	0
TOTAL MAINTENANCE OF EQUIPMENT		17,255	1,200	0	0	0	0
<u>CONTRACTUAL SERVICES</u>							
011-201-5511	COMMUNICATIONS	5,250	5,100	0	0	0	0
011-201-5515	HIRE OF EQUIPMENT	14,938	32,574	0	0	0	0
011-201-5520	INSURANCE	894	1,100	0	0	0	0
011-201-5521-06	SPECIAL SERVICES-NARCOT	15,000	15,000	0	0	0	0
011-201-5521-17	BANK CHARGES	0	57	0	0	0	0
011-201-5530	TRAVEL EXPENSE	5,070	7,000	0	0	0	0
011-201-5555	EDUCATION & TRAINING	1,010	1,500	0	0	0	0

615-NARCOTICS TASK FORCE
 011-POLICE
 201-NARCOTICS TASK FORCE

ACCOUNT #	ACCOUNT NAME	PRIOR-YR ACTUAL	--CURRENT YEAR-- BUDGET	ACTUAL	REVISED BUDGET	PROPOSED BUDGET	VARIANCE
011-201-5515	PERMANENT NOTES: Rental of undercover vehicles.						
011-201-5521	PERMANENT NOTES: Towing fees						
011-201-5521-06	PERMANENT NOTES: When making drug purchases for prosecution, money is taken from this account.						
011-201-5521-17	PERMANENT NOTES: P-Card bank charges						
TOTAL CONTRACTUAL SERVICES		42,162	62,331	0	0	0	0
<u>EQUIPMENT</u>							
<u>VEHICLES</u>							
011-201-6401-01	MOTOR VEHICLES SEIZED	30,603	0	0	0	0	0
TOTAL VEHICLES		30,603	0	0	0	0	0
TOTAL 201-NARCOTICS TASK FORCE		446,601	500,419	0	0	0	0
DEPARTMENTAL NOTES							
TOTAL 011-POLICE		446,601	500,419	0	0	0	0

615-NARCOTICS TASK FORCE
 070-DEBT SERVICE
 000-NON-DEPARTMENTAL

ACCOUNT #	ACCOUNT NAME	PRIOR-YR ACTUAL	--CURRENT YEAR-- BUDGET	ACTUAL	REVISED BUDGET	PROPOSED BUDGET	VARIANCE
<u>DEBT SERVICE</u>							
070-000-5701-02	DEBT SVC-2009-10 EQUIPM	2,179	2,179	0	0	0	0
TOTAL DEBT SERVICE		2,179	2,179	0	0	0	0
TOTAL 000-NON-DEPARTMENTAL		2,179	2,179	0	0	0	0
TOTAL 070-DEBT SERVICE		2,179	2,179	0	0	0	0

615-NARCOTICS TASK FORCE
080-INTERGOVERNMENTAL EX
000-NON-DEPARTMENTAL

ACCOUNT #	ACCOUNT NAME	PRIOR-YR ACTUAL	--CURRENT YEAR-- BUDGET	ACTUAL	REVISED BUDGET	PROPOSED BUDGET	VARIANCE
<u>TRANSFERS TO OTHER FUNDS</u>							
		=====	=====	=====	=====	=====	=====
		=====	=====	=====	=====	=====	=====
		=====	=====	=====	=====	=====	=====
***	TOTAL BUDGETED EXPENSES ***	448,779	502,598	0	0	0	0
		=====	=====	=====	=====	=====	=====

*** END OF REPORT ***

CEMETERY FUND - FUND 625
SUMMARY OF RECEIPTS AND EXPENDITURES
2016-17

	ACTUAL 2014-15	ESTIMATED 2016-15	PROPOSED 2016-17
Beginning Fund Balance	\$718	\$84,597	\$103,913
<u>Receipts</u>			
Lot Sales	33,555	42,000	40,000
Interments	63,025	50,000	50,000
Mineral Lease - Bonus	86,359	0	0
Other Income	1,309	9,460	9,550
Other Financing Sources	0	43,118	0
Total Receipts	184,248	144,578	99,550
<u>Transfers-In</u>			
General Fund	0	72,500	0
Cemetery Permanent Care Fund	182	650	650
Total Transfers-In	182	73,150	650
Total Current Receipts	184,430	217,728	100,200
Total Funds Available	185,148	302,325	204,113
<u>Expenditures</u>			
Personnel Services	108,631	111,794	115,162
Supplies and Materials	11,790	12,500	13,270
Maintenance of Structures	839	6,500	3,000
Maintenance of Equipment	5,459	8,520	4,596
Contractual Services	10,597	7,335	8,000
Motor Vehicle Purchase	0	43,118	0
Bad Debt	(39,985)	0	0
Buildings and Structures	0	0	0
Debt Service	3,220	8,645	11,579
Equipment	0	0	0
Total Budgeted Expenditures	100,551	198,412	155,607
Increase (Decrease) in Fund Balance	83,879	19,316	(55,407)
Ending Fund Balance	\$84,597	\$103,913	\$48,506

625-CEMETERY

ACCOUNT #	ACCOUNT NAME	PRIOR-YR ACTUAL	---CURRENT YEAR--- BUDGET	---CURRENT YEAR--- ACTUAL	REVISED BUDGET	PROPOSED BUDGET	VARIANCE
<u>46-INTEREST INCOME</u>							
4602	INTEREST INCOME	555	2,300	569	800	700	100
TOTAL 46-INTEREST INCOME		555	2,300	569	800	700	100
<u>47-PROPERTY</u>							
4707	MINERAL LEASE - ROYALTIES	86,359	0	7,791	7,790	8,000	(210)
4721	CEMETERY LOT SALES OPERATING	33,555	30,500	43,800	42,000	40,000	2,000
4724	INTERMENTS OPERATING	63,025	63,000	42,100	50,000	50,000	0
4726	CEMETERY ADMINISTRATION FEES	754	750	884	850	850	0
TOTAL 47-PROPERTY		183,693	94,250	94,575	100,640	98,850	1,790
<u>48-TRANSFER FROM OTHER FUNDS</u>							
4810	TRANSFERS FROM GENERAL FUND	0	72,500	54,375	72,500	0	72,500
4814	TRANSFER FROM CEMET PERM CARE	182	140	378	650	650	0
TOTAL 48-TRANSFER FROM OTHER FUNDS		182	72,640	54,753	73,150	650	72,500
<u>49-MISCELLANEOUS</u>							
4921	OTHER FINANCING SOURCES	0	43,118	43,118	43,118	0	43,118
4925	CONTRIBUTIONS	0	0	20	20	0	20
TOTAL 49-MISCELLANEOUS		0	43,118	43,138	43,138	0	43,138
*** DEPARTMENT TOTAL ***		184,430	212,308	193,035	217,728	100,200	117,528
		=====	=====	=====	=====	=====	

CITY OF BIG SPRING
REVENUE BUDGET PROPOSAL
AS OF: JUNE 30TH, 2016

625-CEMETERY

ACCOUNT #	ACCOUNT NAME	PRIOR-YR ACTUAL	---CURRENT YEAR--- BUDGET	ACTUAL	REVISED BUDGET	PROPOSED BUDGET	VARIANCE
***	TOTAL BUDGETED REVENUES ***	184,430	212,308	193,035	217,728	100,200	117,528
		=====	=====	=====	=====	=====	

*** END OF REPORT ***

Dept. 920 – Cemetery

Cemetery Fund

Cemetery personnel are responsible for the care and upkeep of the cemetery grounds including lots and graves not maintained by other organizations.

ACHIEVEMENTS

- Covered well heads with structures.
- Built location sign for entrances.
- Continued leveling markers.

GOALS

- Continue upgrade of aesthetics.
- Continue to level/repair and reset headstones, especially those older than 100 years.
- Continue working with other departments.

	Actual 2014-15	Revised 2015-16	Proposed 2016-17
50 – Personnel Services	\$108,631	\$111,794	\$115,162
51 – Supplies and Materials	11,790	12,500	13,270
53 – Maint. of Bldg./Structures	839	6,500	3,000
54 – Maintenance of Equipment	5,459	8,520	4,596
55 – Contractual Services	10,599	7,335	8,000
56 – Miscellaneous	(39,985)	0	0
62 – Buildings & Structures	0	0	0
63 – Mowers & Equipment	0	0	0
64 – Vehicles	0	43,118	0
Total	\$97,332	\$189,767	\$144,028

Budget Highlights:

5521 – Special Services – Alarm System monitoring and recording of deeds.

625-CEMETERY
028-CEMETERY
920-CEMETERY

ACCOUNT #	ACCOUNT NAME	PRIOR-YR ACTUAL	--CURRENT YEAR-- BUDGET	ACTUAL	REVISED BUDGET	PROPOSED BUDGET	VARIANCE
<u>PERSONNEL SERVICES</u>							
028-920-5010	SALARIES	68,543	68,900	49,844	68,900	68,912	12
028-920-5022	VACATION BUY BACK	1,687	1,700	707	1,700	1,700	0
028-920-5035	OVERTIME	1,029	3,000	1,151	2,000	3,000	1,000
028-920-5045	LONGEVITY	2,120	2,629	2,364	2,629	2,821	192
028-920-5050	RETIREMENT	12,266	12,448	8,631	12,740	13,108	368
028-920-5060	GROUP INSURANCE	12,631	12,540	9,312	12,540	14,019	1,479
028-920-5065	WORKERS' COMPENSATION	3,722	3,722	3,722	3,722	5,220	1,498
028-920-5070	RETIREMENT-DEFERRED COM	4,002	4,200	3,204	5,100	4,211	(889)
028-920-5075	LIFE & DISABILITY INSUR	1,558	788	480	1,038	721	(317)
028-920-5080	MEDICARE	1,055	1,105	805	1,105	1,108	3
028-920-5085	UNEMPLOYMENT TAXES	<u>18</u>	<u>180</u>	<u>315</u>	<u>320</u>	<u>342</u>	<u>22</u>
TOTAL PERSONNEL SERVICES		108,631	111,212	80,535	111,794	115,162	3,368
<u>SUPPLIES & MATERIALS</u>							
028-920-5110	OFFICE SUPPLIES	170	200	392	425	300	(125)
028-920-5114	WEARING APPAREL	444	600	278	500	500	0
028-920-5116	GASOLINE, OIL, & GREASE	2,412	3,090	1,408	2,000	2,500	500
028-920-5117	MINOR APPARATUS	2,202	1,000	308	1,000	1,800	800
028-920-5118	JANITORIAL SUPPLIES	189	150	79	150	150	0
028-920-5122	BOTANICAL & AGRICULTURA	345	1,500	0	500	500	0

625-CEMETERY
028-CEMETERY
920-CEMETERY

ACCOUNT #	ACCOUNT NAME	PRIOR-YR ACTUAL	--CURRENT YEAR-- BUDGET	ACTUAL	REVISED BUDGET	PROPOSED BUDGET	VARIANCE
028-920-5123	OTHER SUPPLIES	545	500	629	900	500	(400)
028-920-5124	POSTAGE	15	20	21	25	20	(5)
028-920-5128	UTILITIES	<u>5,468</u>	<u>30,000</u>	<u>3,403</u>	<u>7,000</u>	<u>7,000</u>	<u>0</u>
	TOTAL SUPPLIES & MATERIALS	11,790	37,060	6,517	12,500	13,270	770
<u>MAINTENANCE OF LAND</u>							
<u>MAINTENANCE OF BUILDINGS/</u>							
028-920-5311	MAINTENANCE OF BUILDING	820	1,500	675	1,500	1,500	0
028-920-5326	MISCELLANEOUS IMPROVEME	<u>19</u>	<u>1,500</u>	<u>3,681</u>	<u>5,000</u>	<u>1,500</u>	<u>(3,500)</u>
	TOTAL MAINTENANCE OF BUILDINGS/	839	3,000	4,356	6,500	3,000	(3,500)
<u>MAINTENANCE OF EQUIPMENT</u>							
028-920-5411	MAINT. FURNITURE & FIXT	913	958	958	960	1,006	46
028-920-5412	VEHICLE MAINTENANCE	3,736	1,530	8,467	6,000	1,530	(4,470)
028-920-5413	MAINT. OF FIRE APPARATU	44	60	0	60	60	0
028-920-5415	MAINTENANCE OF RADIOS	0	200	0	200	200	0
028-920-5417	MAINT OF MOWERS	715	500	70	500	1,000	500
028-920-5422	MAINT HEATING & COOLING	0	400	0	400	400	0
028-920-5425	MAINT. MACHINERY, TOOLS	<u>51</u>	<u>400</u>	<u>59</u>	<u>400</u>	<u>400</u>	<u>0</u>

028-920-5417 NEXT YEAR NOTES:
PB 2016-2017 BLADE SETS FOR MOWERS

625-CEMETERY
028-CEMETERY
920-CEMETERY

ACCOUNT #	ACCOUNT NAME	PRIOR-YR ACTUAL	--CURRENT YEAR-- BUDGET	ACTUAL	REVISED BUDGET	PROPOSED BUDGET	VARIANCE
TOTAL MAINTENANCE OF EQUIPMENT		5,459	4,048	9,554	8,520	4,596	(3,924)
<u>CONTRACTUAL SERVICES</u>							
028-920-5511	COMMUNICATIONS	486	400	344	400	400	0
028-920-5520	INSURANCE	809	1,000	907	1,000	1,000	0
028-920-5521	SPECIAL SERVICES	4,963	1,700	934	1,700	1,700	0
028-920-5530	TRAVEL EXPENSE	47	0	135	135	200	65
028-920-5550	ELECTRICITY	2,196	3,100	864	2,500	3,100	600
028-920-5560	GAS FOR HEATING	2,098	1,600	1,633	1,600	1,600	0
028-920-5521	PERMANENT NOTES: Alarm system monitoring and recording of deed records.						
TOTAL CONTRACTUAL SERVICES		10,599	7,800	4,818	7,335	8,000	665
<u>MISCELLANEOUS</u>							
028-920-5643	BAD DEBT WRITE-OFF	(40,000)	0	0	0	0	0
028-920-5645	LATE PAY FEES & PENALTI	15	0	0	0	0	0
TOTAL MISCELLANEOUS		(39,985)	0	0	0	0	0
<u>BUILDING & STRUCTURES</u>							

CITY OF BIG SPRING
 BUDGET PRESENTATION
 AS OF: JUNE 30TH, 2016

625-CEMETERY
 028-CEMETERY
 920-CEMETERY

ACCOUNT #	ACCOUNT NAME	PRIOR-YR ACTUAL	--CURRENT YEAR-- BUDGET	ACTUAL	REVISED BUDGET	PROPOSED BUDGET	VARIANCE
<u>EQUIPMENT</u>							
<u>VEHICLES</u>							
028-920-6401	MOTOR VEHICLES	<u>0</u>	<u>43,118</u>	<u>43,118</u>	<u>43,118</u>	<u>0</u>	<u>(43,118)</u>
TOTAL VEHICLES		<u>0</u>	<u>43,118</u>	<u>43,118</u>	<u>43,118</u>	<u>0</u>	<u>(43,118)</u>
TOTAL 920-CEMETERY		<u>97,332</u>	<u>206,238</u>	<u>148,897</u>	<u>189,767</u>	<u>144,028</u>	<u>(45,739)</u>
DEPARTMENTAL NOTES							
TOTAL 028-CEMETERY		<u>97,332</u>	<u>206,238</u>	<u>148,897</u>	<u>189,767</u>	<u>144,028</u>	<u>(45,739)</u>

625-CEMETERY
 070-DEBT SERVICE
 000-NON-DEPARTMENTAL

ACCOUNT #	ACCOUNT NAME	PRIOR-YR ACTUAL	--CURRENT YEAR-- BUDGET	ACTUAL	REVISED BUDGET	PROPOSED BUDGET	VARIANCE
<u>DEBT SERVICE</u>							
070-000-5701-03	DEBT SVC-2013-14 EQUIPM	87	3,220	2,415	3,073	3,121	48
070-000-5701-04	DEBT SVS 2014-15 EQUIPM	3,132	4,176	0	0	0	0
070-000-5701-57	DEBT SRVC-2015-16 EQUIP	<u>0</u>	<u>8,624</u>	<u>3,726</u>	<u>5,572</u>	<u>8,458</u>	<u>2,886</u>
TOTAL DEBT SERVICE		<u>3,220</u>	<u>16,020</u>	<u>6,141</u>	<u>8,645</u>	<u>11,579</u>	<u>2,934</u>
TOTAL 000-NON-DEPARTMENTAL		3,220	16,020	6,141	8,645	11,579	2,934
		=====	=====	=====	=====	=====	=====
TOTAL 070-DEBT SERVICE		3,220	16,020	6,141	8,645	11,579	2,934
		=====	=====	=====	=====	=====	=====

CITY OF BIG SPRING
BUDGET PRESENTATION
AS OF: JUNE 30TH, 2016

625-CEMETERY
080-INTERGOVERNMENTAL EX
000-NON-DEPARTMENTAL

ACCOUNT #	ACCOUNT NAME	PRIOR-YR ACTUAL	--CURRENT YEAR-- BUDGET	ACTUAL	REVISED BUDGET	PROPOSED BUDGET	VARIANCE
<u>TRANSFERS TO OTHER FUNDS</u>							
		=====	=====	=====	=====	=====	=====
		=====	=====	=====	=====	=====	=====
		=====	=====	=====	=====	=====	=====
***	TOTAL BUDGETED EXPENSES ***	100,551	222,258	155,038	198,412	155,607	(42,805)
		=====	=====	=====	=====	=====	=====

*** END OF REPORT ***

CEMETERY PERMANENT CARE FUND - FUND 655
SUMMARY OF RECEIPTS AND EXPENDITURES
2016-17

	ACTUAL 2014-15	ESTIMATED 2015-16	PROPOSED 2016-17
Beginning Restricted Fund Balance	\$351,556	\$351,556	\$351,556
<u>Receipts</u>			
Interest Income	182	650	650
Total Current Receipts	182	650	650
Total Funds Available	351,738	352,206	352,206
<u>Transfers-Out</u>			
Cemetery Fund	182	650	650
Total Transfers-Out	182	650	650
Increase (Decrease) in Fund Balance	0	0	0
Ending Restricted Fund Balance	\$351,556	\$351,556	\$351,556

CITY OF BIG SPRING
 REVENUE BUDGET PROPOSAL
 AS OF: JUNE 30TH, 2016

655-CEMETERY PERMANENT CARE

ACCOUNT #	ACCOUNT NAME	PRIOR-YR ACTUAL	---CURRENT YEAR--- BUDGET	---CURRENT YEAR--- ACTUAL	REVISED BUDGET	PROPOSED BUDGET	VARIANCE
<u>46-INTEREST INCOME</u>							
4602	INTEREST INCOME	<u>182</u>	<u>150</u>	<u>378</u>	<u>650</u>	<u>650</u>	0
	TOTAL 46-INTEREST INCOME	<u>182</u>	<u>150</u>	<u>378</u>	<u>650</u>	<u>650</u>	0
	*** DEPARTMENT TOTAL ***	182	150	378	650	650	0
		=====	=====	=====	=====	=====	
	*** TOTAL BUDGETED REVENUES ***	182	150	378	650	650	0
		=====	=====	=====	=====	=====	

*** END OF REPORT ***

655-CEMETERY PERMANENT CARE
 080-INTERGOVERNMENTAL EX
 000-NON-DEPARTMENTAL

ACCOUNT #	ACCOUNT NAME	PRIOR-YR ACTUAL	--CURRENT YEAR-- BUDGET	ACTUAL	REVISED BUDGET	PROPOSED BUDGET	VARIANCE
<u>TRANSFERS TO OTHER FUNDS</u>							
080-000-5817	TRANSFER TO CEMETERY FU	182	150	378	650	650	0
080-000-5817	PERMANENT NOTES: Interest earnings from interments are transferred to Cemetery Fund for operations of Mount Olive.						
TOTAL TRANSFERS TO OTHER FUNDS		182	150	378	650	650	0
TOTAL 000-NON-DEPARTMENTAL		182	150	378	650	650	0
DEPARTMENTAL NOTES							
TOTAL 080-INTERGOVERNMENTAL EX		182	150	378	650	650	0
*** TOTAL BUDGETED EXPENSES ***		182	150	378	650	650	0

*** END OF REPORT ***

This Page Left Intentionally Blank

CAPITAL REPLACEMENT FUND - FUND 305
SUMMARY OF RECEIPTS AND EXPENDITURES
2016-17

	ACTUAL 2014-15	ESTIMATED 2015-16	PROPOSED 2016-17
Beginning Fund Balance	\$534,972	542,018	0
<u>Receipts</u>			
Interest Income	1,097	1,352	0
Other Income	5,949	0	0
Total Current Receipts	7,046	1,352	0
Total Funds Available	542,018	543,370	0
<u>Expenditures</u>			
	0	0	0
<u>Transfers Out</u>			
Cemetery	0	0	0
General Fund		543,370	0
Total Budgeted Expenditures	0	543,370	0
Increase (Decrease) in Fund Balance	7,046	(542,018)	0
Ending Fund Balance	\$542,018	0	0

305-CAPITAL REPLACEMENT

ACCOUNT #	ACCOUNT NAME	PRIOR-YR ACTUAL	---CURRENT YEAR--- BUDGET	ACTUAL	REVISED BUDGET	PROPOSED BUDGET	VARIANCE
<u>46-INTEREST INCOME</u>							
4602	INTEREST INCOME	1,097	0	0	0	0	0
TOTAL 46-INTEREST INCOME		1,097	0	0	0	0	0
<u>47-PROPERTY</u>							
4708	SALE OF SURPLUS PROPERTY	5,949	0	1,352	1,352	0	1,352
TOTAL 47-PROPERTY		5,949	0	1,352	1,352	0	1,352
<u>48-TRANSFER FROM OTHER FUNDS</u>							
<u>49-MISCELLANEOUS</u>							
*** DEPARTMENT TOTAL ***		7,045	0	1,352	1,352	0	1,352
*** TOTAL BUDGETED REVENUES ***		7,045	0	1,352	1,352	0	1,352

*** END OF REPORT ***

CITY OF BIG SPRING
 BUDGET PRESENTATION
 AS OF: JUNE 30TH, 2016

305-CAPITAL REPLACEMENT
 080-INTERGOVERNMENTAL EX
 000-NON-DEPARTMENTAL

ACCOUNT #	ACCOUNT NAME	PRIOR-YR ACTUAL	--CURRENT YEAR-- BUDGET	ACTUAL	REVISED BUDGET	PROPOSED BUDGET	VARIANCE
<u>TRANSFERS TO OTHER FUNDS</u>							
080-000-5809	TRANSFER TO GENERAL FUN	0	536,272	543,370	543,370	0	(543,370)
TOTAL TRANSFERS TO OTHER FUNDS		0	536,272	543,370	543,370	0	(543,370)
TOTAL 000-NON-DEPARTMENTAL		0	536,272	543,370	543,370	0	(543,370)
TOTAL 080-INTERGOVERNMENTAL EX		0	536,272	543,370	543,370	0	(543,370)
*** TOTAL BUDGETED EXPENSES ***		0	536,272	543,370	543,370	0	(543,370)

*** END OF REPORT ***

**WATER & WASTEWATER TREATMENT PLANT UPGRADES
SUMMARY OF RECEIPTS AND EXPENDITURES -FUND 406
2016-17**

	ACTUAL 2014-15	ESTIMATED 2015-16	PROPOSED 2016-17
Beginning Restricted Fund Balance	\$3,520,658	\$665,154	\$0
<u>Receipts</u>			
Bond Proceeds	0	0	0
Interest Income	1,237	235	0
<u>Transfers-In</u>			
Transfers from Other Funds	0	149,435	0
Total Funds Available	3,521,895	814,824	0
<u>Expenditures</u>			
Capital Outlay -			
Water Treatment Plant	63,000	60,480	0
Wastewater Treatment Plant	2,941,939	604,674	0
Total Budgeted Expenditures	3,004,939	665,154	0
Increase (Decrease) in Fund Balance	(2,855,504)	(665,154)	0
Ending Restricted Fund Balance	\$665,154	\$0	\$0

406-2012 CO WTP & WWTP Constr

ACCOUNT #	ACCOUNT NAME	PRIOR-YR ACTUAL	---CURRENT YEAR--- BUDGET	ACTUAL	REVISED BUDGET	PROPOSED BUDGET	VARIANCE
<u>46-INTEREST INCOME</u>							
4602	INTEREST INCOME	1,237	600	235	235	0	235
TOTAL 46-INTEREST INCOME		1,237	600	235	235	0	235
<u>48-TRANSFER FROM OTHER FUNDS</u>							
4819	TRANSFER FROM OTHER FUND	0	0	149,200	149,200	0	149,200
TOTAL 48-TRANSFER FROM OTHER FUNDS		0	0	149,200	149,200	0	149,200
*** DEPARTMENT TOTAL ***		1,237	600	149,436	149,435	0	149,435
*** TOTAL BUDGETED REVENUES ***		1,237	600	149,436	149,435	0	149,435

*** END OF REPORT ***

406-2012 CO WTP & WWTP Constr
 021-PUBLIC WORKS
 705-WATER TREATMENT

ACCOUNT #	ACCOUNT NAME	PRIOR-YR ACTUAL	--CURRENT YEAR-- BUDGET	ACTUAL	REVISED BUDGET	PROPOSED BUDGET	VARIANCE
<u>BUILDING & STRUCTURES</u>							
021-705-6213	WATER TREATMENT	<u>63,000</u>	<u>350,000</u>	<u>60,480</u>	<u>60,480</u>	<u>0</u>	<u>(60,480)</u>
TOTAL BUILDING & STRUCTURES		<u>63,000</u>	<u>350,000</u>	<u>60,480</u>	<u>60,480</u>	<u>0</u>	<u>(60,480)</u>
TOTAL 705-WATER TREATMENT		<u>63,000</u>	<u>350,000</u>	<u>60,480</u>	<u>60,480</u>	<u>0</u>	<u>(60,480)</u>
		=====	=====	=====	=====	=====	=====

406-2012 CO WTP & WWTP Constr
 021-PUBLIC WORKS
 740-WASTEWATER TREATMENT

ACCOUNT #	ACCOUNT NAME	PRIOR-YR ACTUAL	--CURRENT YEAR-- BUDGET	ACTUAL	REVISED BUDGET	PROPOSED BUDGET	VARIANCE
<u>BUILDING & STRUCTURES</u>							
021-740-6213	WASTE WATER TREATMENT	<u>2,941,939</u>	<u>480,593</u>	<u>608,055</u>	<u>604,674</u>	<u>0</u>	<u>(604,674)</u>
TOTAL BUILDING & STRUCTURES		<u>2,941,939</u>	<u>480,593</u>	<u>608,055</u>	<u>604,674</u>	<u>0</u>	<u>(604,674)</u>
TOTAL 740-WASTEWATER TREATMENT		<u>2,941,939</u>	<u>480,593</u>	<u>608,055</u>	<u>604,674</u>	<u>0</u>	<u>(604,674)</u>
TOTAL 021-PUBLIC WORKS		<u>3,004,939</u>	<u>830,593</u>	<u>668,535</u>	<u>665,154</u>	<u>0</u>	<u>(665,154)</u>
*** TOTAL BUDGETED EXPENSES ***		<u>3,004,939</u>	<u>830,593</u>	<u>668,535</u>	<u>665,154</u>	<u>0</u>	<u>(665,154)</u>

*** END OF REPORT ***

**NORTH OF I-20 SEWER EXTENSION
SUMMARY OF RECEIPTS AND EXPENDITURES -FUND 408
2016-17**

	ACTUAL 2014-15	ESTIMATED 2015-16	PROPOSED 2016-17
Beginning Restricted Fund Balance	\$911,692	(\$113,266)	(\$113,286)
<u>Receipts</u>			
Pro-rata Agreements	\$0	\$0	\$0
EDC contribution	0	0	0
Other Financing Sources	0	0	0
Interest Income	733	(20)	0
Total Receipts	733	(20)	0
Total Funds Available	912,425	(113,286)	(113,286)
<u>Expenditures</u>			
Capital Outlay -			
Paying back to EDC Pro-rata Received	0		0
Sewer Extension	1,025,691	0	0
Total Budgeted Expenditures	1,025,691	0	0
Increase (Decrease) in Fund Balance	(1,024,958)	(20)	0
Ending Restricted Fund Balance	(\$113,266)	(\$113,286)	(\$113,286)

408-NORTH OF I20 SEWER EXT

????

ACCOUNT #	ACCOUNT NAME	PRIOR-YR ACTUAL	---CURRENT YEAR--- BUDGET	ACTUAL	REVISED BUDGET	PROPOSED BUDGET	VARIANCE
<u>41-LICENSES & PERMITS</u>							
4150	PRO-RATA AGREEMENT REVENUE	0	100,000	0	0	0	0
TOTAL 41-LICENSES & PERMITS		0	100,000	0	0	0	0
<u>42-GRANTS & OTHER AGENCIES</u>							
<u>46-INTEREST INCOME</u>							
4602	INTEREST	733	0	(20)	(20)	0	(20)
TOTAL 46-INTEREST INCOME		733	0	(20)	(20)	0	(20)
<u>49-MISCELLANEOUS</u>							
*** DEPARTMENT TOTAL ***		733	100,000	(20)	(20)	0	(20)
*** TOTAL BUDGETED REVENUES ***		733	100,000	(20)	(20)	0	(20)

*** END OF REPORT ***

CITY OF BIG SPRING
 BUDGET PRESENTATION
 AS OF: JUNE 30TH, 2016

408-NORTH OF I20 SEWER EXT
 070-DEBT SERVICE
 000-NON-DEPARTMENTAL

ACCOUNT #	ACCOUNT NAME	PRIOR-YR ACTUAL	--CURRENT YEAR-- BUDGET	ACTUAL	REVISED BUDGET	PROPOSED BUDGET	VARIANCE
<u>DEBT SERVICE</u>							
070-000-5701-01	DEBT SVC EDC-SEWER EXT	0	100,000	0	0	0	0
TOTAL DEBT SERVICE		0	100,000	0	0	0	0
TOTAL 000-NON-DEPARTMENTAL		0	100,000	0	0	0	0
TOTAL 070-DEBT SERVICE		0	100,000	0	0	0	0
*** TOTAL BUDGETED EXPENSES ***		0	100,000	0	0	0	0

*** END OF REPORT ***

**GENERAL DEBT SERVICE FUND-2007 SERIES
GENERAL OBLIGATION BONDS - FUND 255
SUMMARY OF RECEIPTS AND EXPENDITURES
2016-17**

	ACTUAL 2014-15	ESTIMATED 2015-16	PROPOSED 2016-17
Beginning Restricted Fund Balance	\$327,574	\$401,415	\$628,287
<u>Receipts</u>			
Current Taxes	1,149,730	1,112,000	550,000
Delinquent Taxes	21,106	21,000	10,000
Penalty and Interest	13,328	13,000	4,000
Interest Income	783	950	200
Total Current Receipts	1,184,947	1,146,950	564,200
Total Funds Available	1,512,521	1,548,365	1,192,487
<u>Expenditures</u>			
Bond Maturities	635,000	660,000	685,000
Interest	475,356	259,328	42,300
Agents Fees	750	750	750
Total Budgeted Expenditures	1,111,106	920,078	728,050
Transfer to new 2016 Refunding CO - Fund 258			343,000
Increase (Decrease) in Fund Balance	73,841	226,872	(506,850)
Ending Restricted Fund Balance	\$401,415	\$628,287	\$121,437

**TAX SUPPORTED DEBT SERVICE FUND
2007 GENERAL OBLIGATION BONDS - FUND 255
SCHEDULE OF REQUIREMENTS
OCTOBER 1, 2016 TO MATURITY**

Fiscal year Ending 9-30	Outstanding Beginning of Year	Principal	Interest	Total
2017	1,400,000	685,000	42,300.00	727,300.00
2018	715,000	715,000	14,300.00	729,300.00
2019	0		0.00	0.00
2020	0		0.00	0.00
2021	0		0.00	0.00
2022	0		0.00	0.00
2023	0		0.00	0.00
2024	0		0.00	0.00
2025	0		0.00	0.00
2026	0		0.00	0.00
2027	0		0.00	0.00
		\$1,400,000	\$56,600.00	\$1,456,600.00

TAX SUPPORTED GENERAL OBLIGATION DEBT, 2007 SERIES
SCHEDULE OF REQUIREMENTS - FUND 255
OCTOBER 1, 2016 TO MATURITY

Fiscal year Ending 9-30	2-15		8-15	Total
	Principal	Interest	Interest	
2017	685,000	28,000.00	14,300.00	727,300.00
2018	715,000	14,300.00	0.00	729,300.00
2019				0.00
2020				0.00
2021	(Refunded with 2016 CO)			0.00
2022				0.00
2023				0.00
2024				0.00
2025				0.00
2026				0.00
2027				0.00
TOTAL	\$1,400,000	\$42,300.00	\$14,300.00	\$1,456,600.00

INTEREST RATE: 4.0% - 5.0%
ORIGINAL ISSUE AMOUNT: \$14,285,000
TERM (YEARS): 20
PAYING AGENT: Bank of New York, N.A.
PAYING DATES: Principal - February 15th
Interest - February 15th and August 15th

GENERAL DEBT SERVICE FUND-2007 SERIES - FUND 256
TAX SUPPORTED CERTIFICATES OF OBLIGATION
SUMMARY OF RECEIPTS AND EXPENDITURES
2016-17

	ACTUAL 2014-15	ESTIMATED 2015-16	PROPOSED 2016-17
Beginning Restricted Fund Balance	\$21,614	\$23,989	\$29,626
<u>Receipts</u>			
Current Taxes	35,688	34,500	20,000
Delinquent Taxes	704	750	650
Penalty and Interest	430	510	450
Interest Income	41	65	60
Total Current Receipts	36,863	35,825	21,160
Total Funds Available	58,477	59,814	50,786
<u>Expenditures</u>			
Bond Maturities	20,000	20,000	20,000
Interest	14,113	9,813	9,450
Agents Fees	375	375	375
Total Budgeted Expenditures	34,488	30,188	29,825
Increase (Decrease) in Fund Balance	2,375	5,637	(8,665)
Ending Restricted Fund Balance	\$23,989	\$29,626	\$20,961

**TAX SUPPORTED DEBT SERVICE, 2007 SERIES
 CERTIFICATES OF OBLIGATION - FUND 256
 SCHEDULE OF REQUIREMENTS
 OCTOBER 1, 2016 TO MATURITY**

Fiscal year Ending 9-30	2-15		8-15	Total
	Principal	Interest	Interest	
2017	20,000	4,925.00	4,525.00	29,450.00
2018	25,000	4,525.00	4,025.00	33,550.00
2019	25,000	4,025.00	3,525.00	32,550.00
2020	25,000	3,525.00	2,993.75	31,518.75
2021	25,000	2,993.75	2,462.50	30,456.25
2022	25,000	2,462.50	1,931.25	29,393.75
2023	30,000	1,931.25	1,293.75	33,225.00
2024	30,000	1,293.75	656.25	31,950.00
2025	30,000	656.25	-	30,656.25
2026	-	-	-	-
2027	-	-	-	-
TOTAL	\$235,000	\$26,337.50	\$21,412.50	\$282,750.00

INTEREST RATE: 4.0% - 5.0%
 ORIGINAL ISSUE AMOUNT: \$460,000
 TERM (YEARS): 20
 PAYING AGENT: Bank of New York, N.A.
 PAYING DATES: Principal - February 15th
 Interest - February 15th and August 15th

**TAX AND REVENUE DEBT SERVICE FUND-2007 SERIES
 CERTIFICATES OF OBLIGATION
 SCHEDULE OF REQUIREMENTS
 OCTOBER 1, 2016 TO MATURITY**

Fiscal year Ending 9-30	Outstanding Beginning of Year	Principal	Interest	Total
2017	565,000	50,000	22,693.76	72,693.76
2018	515,000	55,000	20,593.76	75,593.76
2019	460,000	60,000	18,293.76	78,293.76
2020	400,000	60,000	15,818.76	75,818.76
2021	340,000	60,000	13,268.76	73,268.76
2022	280,000	65,000	10,612.51	75,612.51
2023	215,000	70,000	7,743.76	77,743.76
2024	145,000	70,000	4,768.76	74,768.76
2025	75,000	75,000	1,640.63	76,640.63
2026	-	-	-	-
2027	-	-	-	-
		\$565,000	115,434.46	\$680,434.46

GENERAL DEBT SERVICE FUND-2007 SERIES - FUND 478
UTILITY REVENUE CERTIFICATES OF OBLIGATION
SUMMARY OF RECEIPTS AND EXPENDITURES
2016-17

	ACTUAL 2014-15	ESTIMATED 2015-16	PROPOSED 2016-17
Beginning Restricted Fund Balance	\$26,941	\$29,418	\$31,707
<u>Receipts</u>			
Interest Income	36	45	45
Total Receipts	36	45	45
<u>Transfers-In</u>			
Utility Fund	52,397	51,000	51,000
Total Transfers-In	52,397	51,000	51,000
Total Current Receipts	52,433	51,045	51,045
Total Funds Available	79,374	80,463	82,752
<u>Expenditures</u>			
Bond Maturities	30,000	30,000	30,000
Interest	19,581	18,381	13,244
Agents Fees	375	375	375
Total Budgeted Expenditures	49,956	48,756	43,619
Increase (Decrease) in Fund Balance	2,477	2,289	7,426
Ending Restricted Fund Balance	\$29,418	\$31,707	\$39,133

**UTILITY REVENUE SUPPORTED DEBT SERVICE, 2007 SERIES
 CERTIFICATES OF OBLIGATION - FUND 478
 SCHEDULE OF REQUIREMENTS
 OCTOBER 1, 2016 TO MATURITY**

Fiscal year Ending 9-30	2-15		8-15	Total
	Principal	Interest	Interest	
2017	30,000	6,921.88	6,321.88	43,243.76
2018	30,000	6,321.88	5,721.88	42,043.76
2019	35,000	5,721.88	5,021.88	45,743.76
2020	35,000	5,021.88	4,278.13	44,300.01
2021	35,000	4,278.13	3,534.38	42,812.51
2022	40,000	3,534.38	2,684.38	46,218.76
2023	40,000	2,684.38	1,834.38	44,518.76
2024	40,000	1,834.38	984.38	42,818.76
2025	45,000	984.38	-	45,984.38
2026	-	-	-	-
2027	-	-	-	-
TOTAL	\$330,000	37,303.17	\$30,381.29	\$397,684.46

INTEREST RATE: 4.0% - 5.0%
 ORIGINAL ISSUE AMOUNT: \$640,000
 TERM (YEARS): 20
 PAYING AGENT: Bank of New York, N.A.
 PAYING DATES: Principal - February 15th
 Interest - February 15th and August 15th

GENERAL DEBT SERVICE FUND-2010 SERIES - FUND 257
TAX AND REVENUE CERTIFICATES OF OBLIGATION
SUMMARY OF RECEIPTS AND EXPENDITURES
2016-17

	ACTUAL 2014-15	ESTIMATED 2015-16	PROPOSED 2016-17
Beginning Restricted Fund Balance	\$73,850	\$93,405	\$103,613
<u>Receipts</u>			
Current Taxes	316,284	306,000	280,000
Delinquent Taxes	5,064	6,271	6,300
Penalty and Interest	3,319	3,600	3,500
Interest Income	201	250	260
Total Receipts	324,868	316,121	290,060
<u>Transfers-In</u>			
Bond Construction Fund	0	0	0
Total Current Receipts	324,868	316,121	290,060
Total Funds Available	398,718	409,526	393,673
<u>Expenditures</u>			
Bond Maturities	170,000	175,000	180,000
Interest	134,913	130,163	124,838
Agents Fees	400	750	750
Total Budgeted Expenditures	305,313	305,913	305,588
Increase (Decrease) in Fund Balance	19,555	10,208	(15,528)
Ending Restricted Fund Balance	\$93,405	\$103,613	\$88,085

TAX AND REVENUE DEBT SERVICE FUND-2010 SERIES
CERTIFICATES OF OBLIGATION - FUND 257
SCHEDULE OF REQUIREMENTS
OCTOBER 1, 2016 TO MATURITY

Fiscal year Ending 9-30	Outstanding Beginning of Year	Principal	Interest	Total
2017	3,275,000	180,000	124,837.50	304,837.50
2018	3,095,000	185,000	118,900.00	303,900.00
2019	2,910,000	195,000	112,250.00	307,250.00
2020	2,715,000	200,000	105,087.50	305,087.50
2021	2,515,000	210,000	97,137.50	307,137.50
2022	2,305,000	215,000	88,637.50	303,637.50
2023	2,090,000	225,000	79,837.50	304,837.50
2024	1,865,000	235,000	70,637.50	305,637.50
2025	1,630,000	245,000	61,037.50	306,037.50
2026	1,385,000	255,000	51,037.50	306,037.50
2027	1,130,000	265,000	40,637.50	305,637.50
2028	865,000	275,000	29,837.50	304,837.50
2029	590,000	290,000	18,356.25	308,356.25
2030	300,000	300,000	6,187.50	306,187.50
		\$3,275,000	\$1,004,418.75	\$4,279,418.75

**TAX SUPPORTED DEBT SERVICE, 2010 SERIES
 CERTIFICATES OF OBLIGATION - FUND 257
 SCHEDULE OF REQUIREMENTS
 OCTOBER 1, 2016 TO MATURITY**

Fiscal year Ending 9-30	2-15		8-15	Total
	Principal	Interest	Interest	
2017	180,000	63,768.75	61,068.75	304,837.50
2018	185,000	61,068.75	57,831.25	303,900.00
2019	195,000	57,831.25	54,418.75	307,250.00
2020	200,000	54,418.75	50,668.75	305,087.50
2021	210,000	50,668.75	46,468.75	307,137.50
2022	215,000	46,468.75	42,168.75	303,637.50
2023	225,000	42,168.75	37,668.75	304,837.50
2024	235,000	37,668.75	32,968.75	305,637.50
2025	245,000	32,968.75	28,068.75	306,037.50
2026	255,000	28,068.75	22,968.75	306,037.50
2027	265,000	22,968.75	17,668.75	305,637.50
2028	275,000	17,668.75	12,168.75	304,837.50
2029	290,000	12,168.75	6,187.50	308,356.25
2030	300,000	6,187.50	-	306,187.50
TOTAL	\$3,275,000	\$534,093.75	\$470,325.00	\$4,279,418.75

INTEREST RATE: 2.0% - 4.125%
 ORIGINAL ISSUE AMOUNT: \$4,200,000
 TERM (YEARS): 20
 PAYING AGENT: U.S. Bank National Association, Dallas, Texas
 PAYING DATES: Principal - February 15th
 Interest - February 15th and August 15th

TAX AND REVENUE CERTIFICATES OF OBLIGATION - SERIES 2012
REVENUE SUPPORTED - FUND 480
SUMMARY OF RECEIPTS AND EXPENDITURES
2016-17

	ACTUAL 2014-15	ESTIMATED 2015-16	PROPOSED 2016-17
Beginning Restricted Fund Balance	\$8,782	\$10,199	\$15,430
<u>Receipts</u>			
Revenue from EDC	750,000	750,000	750,000
Interest Income	(114)	100	100
Total Receipts	749,886	750,100	750,100
<u>Transfers-In</u>			
Utility Fund	72,000	72,000	72,000
Total Transfers-In	72,000	72,000	72,000
Total Current Receipts	821,886	822,100	822,100
Total Funds Available	830,668	832,299	837,530
<u>Expenditures</u>			
Bond Maturities	460,000	470,000	485,000
Interest	360,069	346,119	331,794
Agents Fees	400	750	750
Total Budgeted Expenditures	820,469	816,869	817,544
Increase (Decrease) in Fund Balance	1,417	5,231	4,556
Ending Restricted Fund Balance	\$10,199	\$15,430	\$19,986

TAX AND REVENUE CERTIFICATES OF OBLIGATION - SERIES 2012
REVENUE SUPPORTED - FUND 480
SCHEDULE OF REQUIREMENTS
OCTOBER 1, 2016 TO MATURITY

Fiscal Year Ending 9-30	Outstanding Beginning of Year	Principal	Interest	Total
2017	9,915,000	485,000	331,793.76	816,793.76
2018	9,430,000	500,000	317,018.76	817,018.76
2019	8,930,000	515,000	301,793.76	816,793.76
2020	8,415,000	530,000	286,118.76	816,118.76
2021	7,885,000	550,000	269,918.76	819,918.76
2022	7,335,000	565,000	253,193.76	818,193.76
2023	6,770,000	580,000	236,018.76	816,018.76
2024	6,190,000	600,000	218,318.76	818,318.76
2025	5,590,000	620,000	200,018.76	820,018.76
2026	4,970,000	640,000	180,718.76	820,718.76
2027	4,330,000	660,000	159,993.76	819,993.76
2028	3,670,000	680,000	138,218.76	818,218.76
2029	2,990,000	705,000	115,271.88	820,271.88
2030	2,285,000	725,000	90,687.50	815,687.50
2031	1,560,000	760,000	59,000.00	819,000.00
2032	800,000	800,000	20,000.00	820,000.00
		\$9,915,000	\$3,178,085	\$13,093,084.50

TAX AND REVENUE CERTIFICATES OF OBLIGATION - SERIES 2012
REVENUE SUPPORTED - FUND 480
SCHEDULE OF REQUIREMENTS
OCTOBER 1, 2016 TO MATURITY

Fiscal year Ending 9-30	2-15		8-15	Total
	Principal	Interest	Interest	
2017	485,000	169,534.38	162,259.38	816,793.76
2018	500,000	162,259.38	154,759.38	817,018.76
2019	515,000	154,759.38	147,034.38	816,793.76
2020	530,000	147,034.38	139,084.38	816,118.76
2021	550,000	139,084.38	130,834.38	819,918.76
2022	565,000	130,834.38	122,359.38	818,193.76
2023	580,000	122,359.38	113,659.38	816,018.76
2024	600,000	113,659.38	104,659.38	818,318.76
2025	620,000	104,659.38	95,359.38	820,018.76
2026	640,000	95,359.38	85,359.38	820,718.76
2027	660,000	85,359.38	74,634.38	819,993.76
2028	680,000	74,634.38	63,584.38	818,218.76
2029	705,000	63,584.38	51,687.50	820,271.88
2030	725,000	51,687.50	39,000.00	815,687.50
2031	760,000	39,000.00	20,000.00	819,000.00
2032	800,000	20,000.00	0.00	820,000.00
TOTAL	\$9,915,000	1,673,809.44	1,504,275.06	\$13,093,084.50

INTEREST RATE: 2.0% - 5.0%
ORIGINAL ISSUE AMOUNT: \$11,725,000
TERM (YEARS): 20
PAYING AGENT: U.S. Bank National Association, Dallas, Texas
PAYING DATES: Principal - February 15th
Interest - February 15th and August 15th

GENERAL DEBT SERVICE FUND-2016 SERIES - FUND 258
GENERAL OBLIGATION REFUNDING BONDS, SERIES 2016
SUMMARY OF RECEIPTS AND EXPENDITURES
2016-17

	ACTUAL 2014-15	ESTIMATED 2015-16	PROPOSED 2016-17
Beginning Restricted Fund Balance	\$ -	\$ -	(\$60,886)
<u>Receipts</u>			
Current Taxes	-	-	450,000
Delinquent Taxes	-	-	5,000
Penalty and Interest	-	-	2,000
Interest Income	-	-	5
Total Receipts	-	-	457,005
<u>Other Financing Sources</u>			
Bond Sale	-	8,819,434	-
Total Current Receipts	-	8,819,434	457,005
Total Funds Available	-	8,819,434	396,119
<u>Expenditures</u>			
Bond Maturities	-	-	190,000
Interest	-	89,380	194,300
Agents Fees	-	750	750
Total Budgeted Expenditures	-	90,130	385,050
<u>Other Financing Uses</u>			
To Escrow for 2007 GO & CO Bond Defeasement	-	8,790,190	-
Increase (Decrease) in Fund Balance	-	(60,886)	71,955
Ending Restricted Fund Balance	-	(\$60,886)	\$11,069

**TAX AND REVENUE DEBT SERVICE FUND-2010 SERIES
GENERAL OBLIGATION REFUNDING BONDS, SERIES 2016
SCHEDULE OF REQUIREMENTS
OCTOBER 1, 2016 TO MATURITY**

Fiscal year Ending 9-30	Outstanding Beginning of Year	Principal	Interest	Total
2017	7,980,000	190,000	124,837.50	314,837.50
2018	7,790,000	195,000	118,900.00	313,900.00
2019	7,595,000	755,000	112,250.00	867,250.00
2020	6,840,000	770,000	105,087.50	875,087.50
2021	6,070,000	790,000	97,137.50	887,137.50
2022	5,280,000	800,000	88,637.50	888,637.50
2023	4,480,000	820,000	79,837.50	899,837.50
2024	3,660,000	840,000	70,637.50	910,637.50
2025	2,820,000	860,000	61,037.50	921,037.50
2026	1,960,000	965,000	51,037.50	1,016,037.50
2027	995,000	995,000	40,637.50	1,035,637.50
		\$7,980,000	\$950,037.50	\$8,930,037.50

**TAX SUPPORTED DEBT SERVICE, 2016 SERIES
GENERAL OBLIGATION REFUNDING - FUND 258
SCHEDULE OF REQUIREMENTS
OCTOBER 1, 2016 TO MATURITY**

Fiscal year Ending 9-30	2-15		8-15	Total
	Principal	Interest	Interest	
2017	190,000	98,100.00	96,200.00	384,300.00
2018	195,000	96,200.00	94,250.00	385,450.00
2019	755,000	94,250.00	86,700.00	935,950.00
2020	770,000	86,700.00	79,000.00	935,700.00
2021	790,000	79,000.00	71,100.00	940,100.00
2022	800,000	71,100.00	63,100.00	934,200.00
2023	820,000	63,100.00	54,900.00	938,000.00
2024	840,000	54,900.00	42,300.00	937,200.00
2025	860,000	42,300.00	29,400.00	931,700.00
2026	965,000	29,400.00	14,925.00	1,009,325.00
2027	995,000	14,925.00	-	1,009,925.00
TOTAL	\$7,980,000	\$729,975.00	\$631,875.00	\$9,341,850.00

INTEREST RATE: 2.0% - 3.0%
ORIGINAL ISSUE AMOUNT: \$7,980,000
TERM (YEARS): 12
PAYING AGENT: U.S. Bank National Association, Dallas, Texas
PAYING DATES: Principal - February 15th
Interest - February 15th and August 15th

This Page Left Intentionally Blank

This Page Left Intentionally Blank